

120+

PAGES

SPELLING

ACTIVITIES

**BONUS:
HOLIDAY &
SEASONAL
PAGES**



Why?

This massive pack of engaging spelling sheets allow your students to complete word work in effective and engaging ways. You will never have to wonder what to plan for a spelling center or activity ever again!



Looking for fresh and fun spelling practice?

The variety of pages included ensure that your students are never bored! From sounds to syllables, there is something for everyone.

Need a versatile resource for any list of words?

The pages and activities in this pack are designed to be used with ANY word list. It can be used for phonics, spelling, word work, and sight words!

Wanting simple spelling homework?

Simply clip a spelling list to the worksheet of choice and send home! The pages are great for sub days & distance learning too.

PERFECT FOR

Name Elle

SNOW

Directions: Write your spelling words. Draw eyes, a nose, a mouth, and arms.

cold first sleep very which
would their does been before
would their does been before

©Lucky Little Learners 2021

LEPRECHAUN TRAPS

Directions: Write your spelling words into traps for the leprechaun! Then draw boxes around each sound.

these their write said before which

SKILL PRACTICE

CENTERS

Name Deanna

RAINBOW SPELLING

Directions: Choose a spelling word. Roll the dice and write the word in the color that matches your dice roll.

always	because
around	before
able	been
anyway	books

©Lucky Little Learners 2021

Name Zach

COLOR BY WORD

Directions: Write your spelling words in the table below. Then write the spelling words in the correct spaces on the picture. Write small! Last, color the picture.

COLOR CODE	
1	friend ORANGE
2	brother PURPLE
3	sister LIGHT BLUE
4	mother GREEN
5	father YELLOW
6	uncle DARK BLUE
7	aunt RED
8	cousin BROWN
9	grandpa PINK
10	grandma ORANGE

high knight
high
right
light
sight
right
night

ABC TIES FOR DAD

Directions: Write the spelling words in ABC Order. Color and decorate the ties for Dad when you are done.

Write a spelling word in the middle of each tie.

1. 5.
4. 8.
11.

HANDWRITING

SIGHT WORDS

ACTIVITY CLOSE-UP

Themes pages for various holidays and seasons

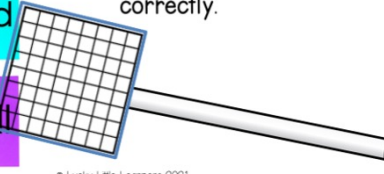
SPELLING WORD SWAT

Supplies needed:

- Spelling list
- Word cards (correctly spelled)
- Word cards (not correctly spelled)
- Fly swatter

Teacher will create spelling words that are spelled correctly.
Teacher will create word cards that are spelled correctly.
Students will spread the words out on the floor or table. Students will call out a word and another student will swat the word that is spelled correctly.

spel swet
ward word
swat spell



Use with any word list!


GUESS MY WORD

This activity is similar to the board game "Guess Who"

Supplies needed:

- Privacy folder for each student
- Cards or strips of paper with spelling words written on them

1. Students are in partnerships. Both students have the same word on their word cards face down in their privacy folder.
2. One student chooses a letter and clips on their side of the privacy folder.
3. The other student takes questions about the spelling of the word to try to figure out the word. Questions that don't fit are not allowed.
4. The guessing student takes questions until the word is figured out.
5. Continue asking yes/no questions until the word is figured out.
6. The students switch and the other one guesses the word.




Non-worksheet activities to practice words

NEW YEAR FORTUNE

Directions: Write each spelling word on a fortune cookie. Write a fortune using the spelling word.

EXAMPLE: around You will travel around the world.



Easy to prep!

CHRISTMAS CODE

Directions: Write your spelling words on Christmas doodles. Use the code to figure out what to draw.

N	🎄
O	🎅
P	🎁
Q	🎊
R	🎈
S	🎉
T	🎊
U	🎅
V	🎁
W	🎊
X	🎅
Y	🎁
Z	🎊

DIGITAL INCLUDED

CREATIVE SPELLING

Directions: Choose a spelling word. Roll the dice and write the word in the creative way that matches your dice roll.

Easy to understand directions & engaging ways to practice

WRITE YOUR WORDS

PENCIL	PEN	MARKER	YOUR CHOICE

CREATIVE SPELLING

1 dot	Write the word with <i>Fancy Letters</i>
2 dots	Write the word with <i>Tiny Little Letters</i>
3 dots	Write the word with CAPITAL LETTERS
4 dots	Write the word with <i>dot letters</i>
5 dots	Write the word with <i>bubble letters</i>

High quality clipart and kid-friendly fonts.

BUILD COVER SPELL

Word	Word	Word
Word	Word	Word
Word	Word	Word
Word	Word	Word
Word	Word	Word

Google Slides and Seesaw versions included

WHAT TEACHERS SAY

about our spelling activities



This is perfect for practicing spelling words, high-frequency words, or sight words. Students enjoy the different activities.

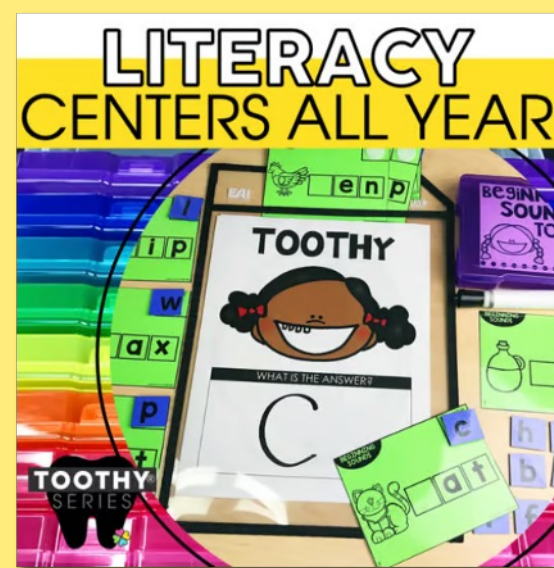
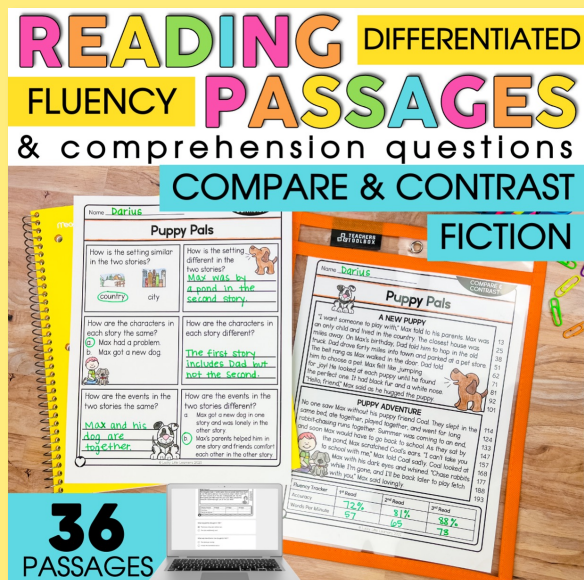
–Wendi H.



This resource is perfect for early finisher work and as a station for the students. I really like how there are so many activities to choose from in this bundle.

–Kirsten H.

WE ARE EXPERTS AT CREATING LITERACY RESOURCES THAT ARE ENGAGING AND EFFECTIVE! ↓



Weekly Email FREEBIES!

Grab a cup of coffee and take a few minutes with **our weekly newsletter** created just for teachers like you.



About Lucky Little Learners



Angie Olson has many years of classroom experience teaching grades kindergarten, first, and second grade. She earned her master's degree in mathematics and has presented for a variety of conferences at the national, state, and local levels. Over the years, Angie has employed teachers to help with Lucky Little Learners. She is proud of her talented team who strives to support the teaching community with her. Lucky Little Learners has created over 25,000 resources that are available in the All Access membership. Lucky Little Learners is also a top seller on Teachers Pay Teachers.