

PHONICS LADDERS



SCROLL THROUGH THIS
GUIDE TO LEARN MORE
ABOUT THIS RESOURCE!



Hi there!

Thank you so much for downloading my phonics ladders activities. This document will help you get started using the resource with your students.

— Angie

GETTING STARTED:

- Open the PDF files with Adobe Reader for the best printing experience. If you do not have the most current version of Adobe Reader installed, you can [get it for free here](#).
- Each ladder file includes a teacher direction page. You can use this to guide you with small groups and interventions. If you would like to use the phonics ladders as independent work or centers, you do not need to print the teacher page.
- Each ladder file includes two copies of the same ladder on the same page. This will reduce the number of copies you need to make! You can also laminate, or use in dry erase pockets, to reduce the number of copies needed.

RELATED BLOG POSTS:




[Click here to read this post](#)



[Click here to read this post](#)

PERFECT FOR...

Phonics skill practice



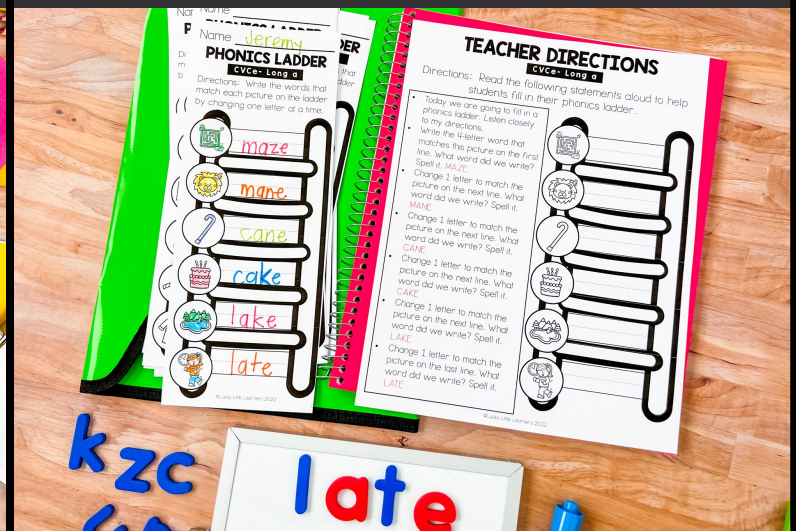
Small group instruction




Centers



Interventions



Phonics lessons



Phonemic awareness



ALL ABOUT PHONICS LADDERS


WHAT ARE PHONICS LADDERS?

Phonics ladders are also known as word chains or word ladders. They are great resource for kindergarten, first, and second grade students to practice different phonological skills. Phonics ladders engage students by having them think critically about spelling & phonics patterns. Phonics ladders provide a great tool for connecting phonemic awareness and phonics skills. Students will manipulate the phonemes in words by using the oral clues and picture clues.

HOW TO USE PHONICS LADDERS

These phonics ladders include various skills for teachers to use including- CVC words, consonant blends, digraphs, CVCe words, vowel teams, r-controlled vowels, diphthongs, and silent letters. Teachers can use these ladders as a whole group or small group activity guided by the teacher directions. These can also be used independently as a center station, morning work, or partner work.

PHONICS LADDERS



➔ Click the skill to go to the phonics ladder download.

CVC & short vowel words	Consonant blends	Consonant digraphs	CVce & silent e words
SHORT A	BEGINNING L BLENDS	CH	LONG A
SHORT E	BEGINNING R BLENDS	SH	LONG I
SHORT I	BEGINNING S BLENDS	TH	LONG O
SHORT O	ENDING L BLENDS	PH	LONG U
SHORT U	ENDING R BLENDS	WH	LONG E
MIXED CVC	ENDING S BLENDS	QU	MIXED SILENT E
	ENDING T BLENDS	KN	
	ENDING N/M BLENDS	NG	
	MIXED BEGINNING BLENDS	MIXED DIGRAPHS	
	MIXED ENDING BLENDS		

CVVC & vowel team words	R-controlled vowel words	Diphthong words	Silent letter words
AI	AR	AU	B
AY	ER	AW	C
EA	IR	OI	D
EE	OR	OY	G
IE	UR	SHORT OW (COW)	H
OA	MIXED R-CONTROLLED	LONG OW (SNOW)	K
OE		SHORT OO (BOOK)	L
MIXED VOWEL TEAMS		LONG OO (MOON)	T
		EW	W
		MIXED DIPHTHONGS	MIXED SILENT LETTERS

LADDER CLOSE-UP



TEACHER DIRECTIONS

CVC- Short a

Directions: Read the following statements aloud and have students fill in their phonics ladder.

Teacher direction page with an optional script to follow.

- Today we are working on the short a sound. Write the word **CAB** on the first line. What word did we write? Spell it. **CAB**
- Change 1 letter to match the picture on the next line. What word did we write? Spell it. **CAT**
- Change 1 letter to match the picture on the next line. What word did we write? Spell it. **BAT**
- Change 1 letter to match the picture on the next line. What word did we write? Spell it. **BAG**
- Change 1 letter to match the picture on the next line. What word did we write? Spell it. **TAG**
- Change 1 letter to match the picture on the last line. What word did we write? Spell it. **TAB**

Ladder to model on the teacher page.

Student ladder with clipart clues for each word.

Students can work up or down the ladder.

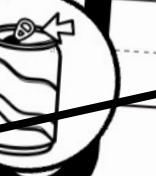
Name _____

PHONICS LADDER

CVC- Short a

Directions: Write the words that match each picture on the ladder by changing one letter at a time.

Space to write each word.



THANK YOU FOR DOWNLOADING!

Terms of Use

©Lucky Little Learners, LLC 2013 By purchasing and/or downloading this electronic file, you agree to the terms of use stated below. For personal use/single classroom use only. No part of this document may be copied, sold or edited without the direct permission from the author. Violations are subject to the penalties of the Digital Millennium Act. To purchase additional sharing licenses, please visit my store. All contents of this document are under copyright protection including all text, graphics, content, and fonts. All graphics and fonts are also protected by copyright from their original author/artist. For any questions, you can contact us at customerservice@luckylittlelearners.com

Let's Connect



Website

Email Freebies

Facebook Page

Facebook Group

Instagram

About the Author



Angie Olson has many years of classroom experience teaching grades kindergarten, first, and second grade. She earned her master's degree in mathematics and has presented for a variety of conferences at the national, state, and local levels. Over the years, Angie has employed teachers to help with Lucky Little Learners. She is proud of her talented team who strives to support the teaching community with her. Lucky Little Learners has created over 600 resources and is one of the top primary sellers on Teachers Pay Teachers.

All Access Membership

Pssst... are you on a trial membership and need more downloads?

Upgrade here



Graphics & Fonts

