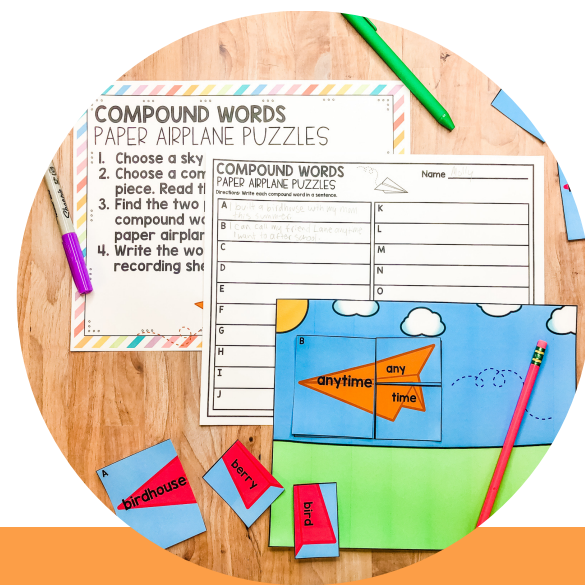


Why?

Check out this resource to get every skill you need for 2nd grade phonics centers! After you prep the centers once, you will have engaging centers ready to go - forever!



Want to ensure mastery of phonics skills?

With over 70 centers included, you will easily find skills included to meet the needs of each student.

Are your students off-task during centers?

These centers are engaging and kid-friendly, designed to give your students meaningful tasks while you work with small groups.

Looking for a way to easily track student learning?

The recording sheets provide you with a quick snapshot of students' center work.

PERFECT FOR

OPEN SYLLABLES UNDER CONSTRUCTION

1. Choose a closed syllable
2. Find the a
3. Place t
4. Write th

OPEN SYLLABLES UNDER CONSTRUCTION

Directions: Write the complete word from each road card. Circle the open syllable in each

C									
B	Super								
A	music								
E									
J									
O									
S									
W									

lot

su

per

vehi

peb

sta

SKILL PRACTICE

3. Use the picture in the hat as a clue to figure out
4. Use the co
5. Write the

FINAL STABLE SYLLABLES MAGIC SPARKLES

Directions: Write the words from the magician hats under the correct final stable syllable.

Name Molly

ble	cle	dle	zle
pebble			
stable			

ble

sta

INTERVENTIONS

MULTISYLLABIC SILENT E WORDS UPGRADE YOUR BURGER

1. Choose a burger piece. Read the syllable on the card.
2. Find the other burger piece to make the silent e word. Read the whole word.
3. Find the fries card with the burger word in the sentence.
4. Write each syllable and the whole word on the recording sheet under the column with the correct long vowel.

A

ath

wake

I was awake.

B

lete

I am an athlete.

MULTISYLLABIC
SILENT E WORDS
UPGRADE YOUR BURGER

Name Sophie

LONG A WORDS	LONG E WORDS	LONG I WORDS	LONG O WORDS	LONG U WORDS
A awake	B athlete	C reptile	D pos	
F a wake	G ath lete	H rep tile	I	
K	L	M	N	
X				

EARLY FINISHERS

INFLECTIONAL ENDINGS WITHOUT SPELLING CHANGES DIRECTOR'S CUT

Directions: Write the words from each Hollywood star strip with the correct inflectional endings.

Name Molly

A	walks	B	looks	C		D	
E	walking	F	looking	G			
I	walked		looked				
M							
Q							

WALK

WALKS

WALKING

WALKED

LOOKS

LOOKING






LOOKED

SMALL GROUP INSTRUCTION



WHAT'S INCLUDED?

72 centers

-  **Common core standards alignment**
-  **instruction cards**
-  **recording sheets**
-  **packet/organization covers**
-  **answer keys**

Short A, E, I, O, U
Short Vowel Words

Multisyllabic Short Vowel Words

Long or Short Vowels

Silent E Long A, I, O, U

Silent E Words

Jobs of Y

Long A, E, I, O, U Vowel Teams

Variant Vowels

Short and Long OO

Diphthongs OI, OY, OU, OW

Mixed Diphthongs

PHONICS SKILLS



Complex Vowels

Digraphs WH, PH, DGE, GH, SH, CK

Consonant Digraphs

Consonant L, R, S Blends

Nasal Blend NK

Contractions

Compounds Words

Final Blends

Final Stable Syllables

Hard and Soft C & G

Inflectional Endings With & Without
Spelling Changes

R-controlled ARE, AIR, EAR, ER, IR, UR,
OAR, ORE, OR

Mixed R-controlled Vowels

Multisyllabic Silent E Words

Multisyllabic Vowel Teams

Multisyllabic Words

Open Syllables

Two Syllable Long Vowel Words

Prefixes

Suffixes

Inconsistent Spelling Patterns

Three-Letter Blends

Open & Closed Syllables

Vowel Team Syllables

Schwa Syllables

Silent Letters

Comparative Endings


Three-Letter Blends

ACTIVITY CLOSE-UP

Answer keys & recording sheets for each activity.

VARIANT VOWELS INSECT SPIN AND SORT


- Pick a frog spinner.
- Spin the spinner.
- Find a bug card with a picture the same vowel pattern shown on the spinner. If there aren't any cards left for that vowel pattern, spin again.
- Write the picture word from the bug card on the recording sheet under the correct vowel pattern.



Direction card for each center

VARIANT VOWELS INSECT SPIN AND SORT

- Pick a frog spinner.
- Spin the spinner.
- Find a bug card with a picture the same vowel pattern shown on the spinner. If there aren't any cards left for that vowel pattern, spin again.
- Write the picture word from the bug card on the recording sheet under the correct vowel pattern.




Full color AND black/white versions of each center

VARIANT VOWELS INSECT SPIN AND SORT

Directions: Write the words for the pictures on the bug cards under the correct spelling pattern.

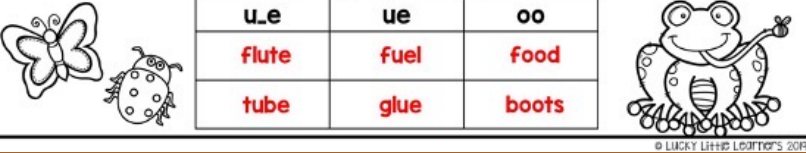
long a patterns			long e patterns		
ay	ai	a_e	ea	ee	ey
long i patterns			long o patterns		
-y	i_e	igh	oa	o_e	oe
long u patterns					
u_e	ue	oo			




VARIANT VOWELS INSECT SPIN AND SORT

Directions: Write the words for the pictures on the bug cards under the correct spelling pattern.

long a patterns			long e patterns		
ay	ai	a_e	ee	ea	ey
stay	nail	skates	sheep	beach	key
play	brain	cake	wheel	leaf	honey
long i patterns			long o patterns		
-y	i_e	igh	oa	o_e	oe
cry	hike	fight	road	robe	toe
sky	wire	height	toast	hose	doe
long u patterns					
u_e	ue	oo			
flute	fuel	food			
tube	glue	boots			



DIGITAL INCLUDED



long a: ay ai, a_e spin again

long e: ea ee, ey spin again


long o: oa oe, o_e spin again

long u: ue oo, u_e spin again

Easy to prep!




long e: sheep, wheel, leaf, honey, toast, hose, doe



long o: road, robe, toe, flute, fuel, food, tube, glue, boots

High quality clipart and kid-friendly fonts.



With instructions for Google Classroom, Seesaw, and PowerPoint.

Weekly Email FREEBIES!

Grab a cup of coffee and take a few minutes with **our weekly newsletter** created just for teachers like you.



About Lucky Little Learners



Angie Olson has many years of classroom experience teaching grades kindergarten, first, and second grade. She earned her master's degree in mathematics and has presented for a variety of conferences at the national, state, and local levels. Over the years, Angie has employed teachers to help with Lucky Little Learners. She is proud of her talented team who strives to support the teaching community with her. Lucky Little Learners has created over 25,000 resources that are available in the All Access membership. Lucky Little Learners is also a top seller on Teachers Pay Teachers.