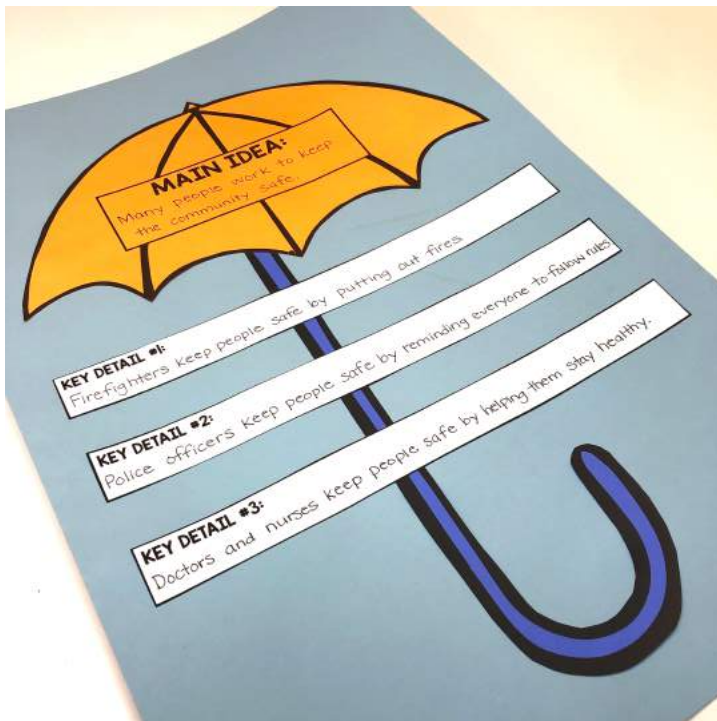
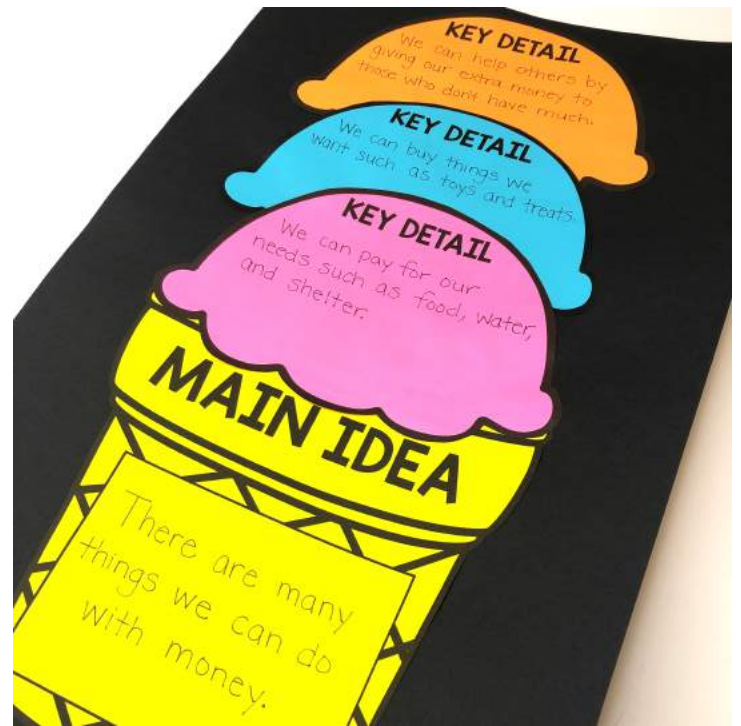
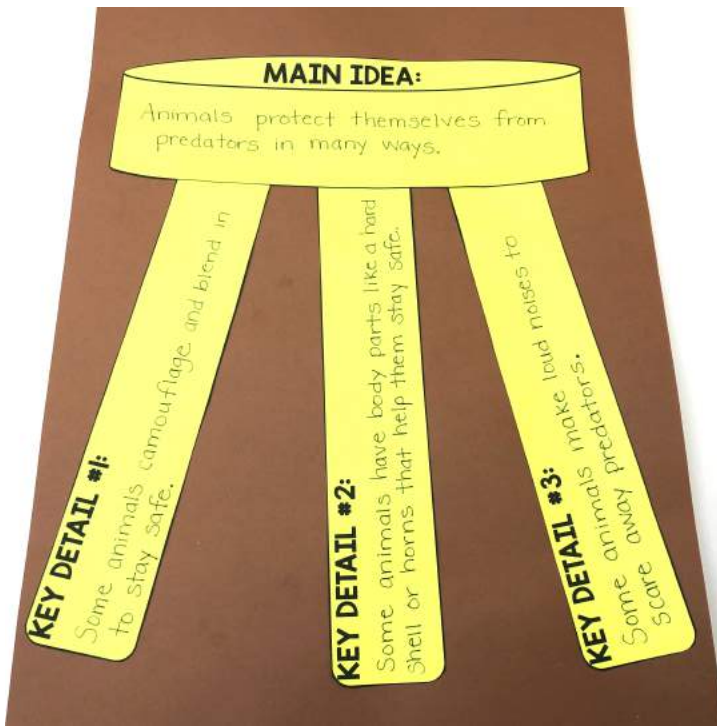


STUDENT ANCHOR CHARTS



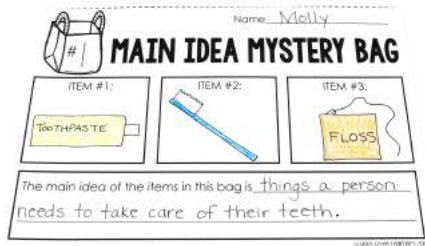
Student anchor charts are great to use while the teacher is completing the anchor chart in front of the class. Student anchor charts also can be used as a graphic organizer. These were designed with a very basic graphic so that you can use the idea to draw onto anchor chart paper.

MAIN IDEA & KEY DETAIL CRAFTS



These crafts were designed to go along with the anchor charts. These can go with any text selection and make a great hallway display!

MYSTERY BAGS



Main Idea Mystery Bag

Place 3 items in each bag that go together. Students decide how they go together to create the concept of a main idea. This gets written on their sheet of paper.

What Doesn't Belong

Place 4 items in each bag. 3 of the items need to go together and 1 item is the "odd one out". Students need to decide which item does not belong and why. This gets written on their sheet of paper.

Recording Sheets

A 3rd option for mystery bags would be to line up 6, 12, or 24 bags at a time. Each bag has 3 items in it and the students determine the main idea for each.

WHAT'S THE MAIN IDEA?

Name _____

WHAT'S THE MAIN IDEA?

- 1.
- 2.
- 3.
- 4.
- 5.
- 6.
- 7.
- 8.
- 9.
- 10.
- 11.
- 12.

WHAT'S THE MAIN IDEA?



3 KEY DETAILS

1. Karla has a tummy ache and wants to go home.
2. Rich is complaining that his head hurts.
3. Jeremy keeps coughing and sneezing.

©LUCKY LITTLE LEARNERS 2019

2

This is a very versatile activity. Each slide can be displayed on the smartboard, printed and shown under a document camera, or printed and shown to a group of students. Students read through the 3 key details and determine the main idea. This gets written on the recording sheet or on a marker board.

MAIN IDEA WORD SORT

MAIN IDEA WORD SORT

Tools	Things to Drink	What you see in a School
drill press	lemonade	principal
saw	juice	
	tea	

Students cut apart each word card. Then they sort the words into 3 different groups and glue the grouping of words onto the sorting mat. Then students determine an appropriate title for each of the groups.

WHICH DETAIL DOES NOT BELONG?

Name _____

WHICH DETAIL DOES NOT BELONG?

1	2	3
4	5	6
7		9
10		

WHICH DETAIL DOES NOT BELONG?

MAIN IDEA: Bees are very important insects.

- KEY DETAILS:**
- A. Bees help flowers grow by spreading pollen and seeds from flower to flower.
 - B. My brother got stung in the foot by a bee.
 - C. Bees pollinate many plants that produce food.
 - D. Some bees make honey and beeswax.




9

©LUCKY LITTLE LEARNERS 2019

This is a very versatile activity. Each slide can be displayed on the smartboard, printed and shown under a document camera, or printed and shown to a group of students. Students read through the main idea and 4 key details. Then they determine which detail does not belong. This gets written on the recording sheet or on a marker board.

Weekly Email FREEBIES!

Grab a cup of coffee and take a few minutes with **our weekly newsletter** created just for teachers like you.



About Lucky Little Learners



Angie Olson has many years of classroom experience teaching grades kindergarten, first, and second grade. She earned her master's degree in mathematics and has presented for a variety of conferences at the national, state, and local levels. Over the years, Angie has employed teachers to help with Lucky Little Learners. She is proud of her talented team who strives to support the teaching community with her. Lucky Little Learners has created over 25,000 resources that are available in the All Access membership. Lucky Little Learners is also a top seller on Teachers Pay Teachers.