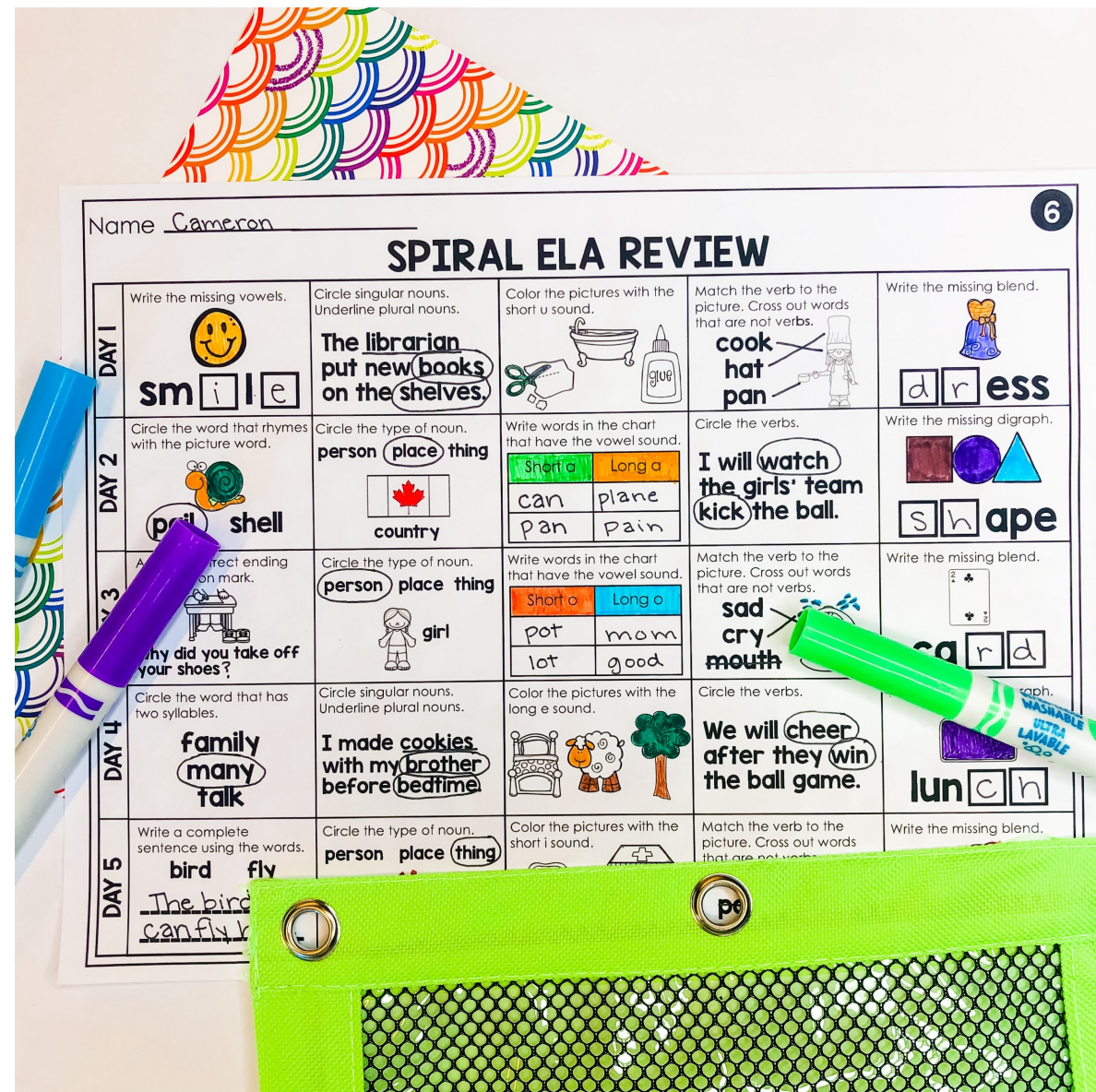


40

WEEKS


SPIRALLELA

2ND GRADE



Why?

With 40 weeks of spiral review, this product is perfect for morning work, homework, and more. The spiral review gives your little learners a chance to keep their skills fresh.



Looking for the perfect morning work or homework?

With 5 days of review on one sheet, keep morning work or homework all in one place and save paper.

Do you need a resource that keeps skills fresh?

Spiral review means that previously learned standards are woven into the pages in addition to new material.

Wanting an easy-to-use resource?

This is a low-prep resource! Simply print and go or assign digitally through Google Forms.

YEAR AT A GLANCE

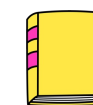
Week #	Skills
1	1st Grade Review
2	1st Grade Review
3	1st Grade Review
4	1st Grade Review
5	Short & Long Vowels and Nouns
6	Blends & Digraphs and Verbs
7	Silent e Pattern and Common & Proper Nouns
8	Inflectional Endings and Types of Sentences & Capitalization
9	Commas and Syllable Patterns
10	Mixed Review of Quarter 1 Skills
11	Fragments vs. Complete Sentences and Compound Words
12	ABC Order and Contractions
13	Root Words and Verb Tenses
14	Hard/Soft C & G and Letter Writing Punctuation
15	Abbreviations and 3 Letter Blends
16	Possessive Nouns & Apostrophes and Common Vowel Patterns
17	Continued Syllable Patterns and Comparative Adjectives & Endings
18	Prefixes & Suffixes and Adjectives
19	Antonyms & Synonyms and Transition Words
20	Mixed Review of Quarter 2 Skills

SKILLS INCLUDED

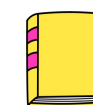
40 weeks

YEAR AT A GLANCE

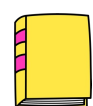
Week #	Skills
21	Run on sentences and Silent Letters
22	Linking Verbs and R-Controlled Vowels
23	Continued Capitalization Rules and Irregular Plurals
24	Irregular Verbs and Diphthongs
25	All six syllable patterns and Pronouns
26	Variant Vowels and Subject-Verb Agreement
27	Collective Nouns and Multisyllabic Words
28	Articles and Less Common Long Vowel Patterns
29	Short Vowel Digraphs and Pronoun Verb Agreement
30	Mixed Review of Quarter 3 Skills
31	This/That/These/Those and Comparative Endings
32	Adverbs and Homophones
33	Prepositional Phrases and Shades of Meaning (Verbs)
34	Literal/Nonliteral and Similes/Metaphors
35	Multiple Meaning Words and Quotation Marks with Dialogue
36	Two Syllable Words w/ Long Vowels & Generalizing Spelling Patterns
37	Mixed Review of All Skills
38	Mixed Review of All Skills
39	Mixed Review of All Skills
40	Mixed Review of All Skills



4 weeks of 1st grade review at the beginning of the year



4 weeks of mixed review at the end of the year



This is a pacing guide for the entire bundle. You will notice that we have designed strategic 1st grade review and mixed review throughout.

AT A GLANCE

High quality clipart and kid-friendly fonts on every page.

Name _____

SPIRAL ELA REVIEW

DAY 1	Write a telling sentence about the picture. donut	Draw a line between syllables. Circle the closed syllable.	Add commas to separate words in a series. I like to play tag hide-and-seek and peek-a-boo.	Circle the complete sentence. Shopping for a car. My dad went shopping for a car.	Make a compound word.
DAY 2	Circle the letters that should be capitalized. mr. Jones will be here on Tuesday morning.	Write the CVCe syllable word. _____	Write a sentence using commas that lists 3 friends. Three of my friends are _____	Change the fragment into a complete sentence. _____ up the stairs.	Make a compound word.
DAY 3	Write an asking sentence about the picture. music	Draw a line between syllables. Circle the closed syllable.	Add commas to separate words in a series. I went to the zoo and saw bears lions and zebras.	Circle the complete sentence. A lawn company mows our grass. A lawn company.	Make a compound word.
DAY 4	Circle the letters that should be capitalized. I visited aunt hannah in Florida last december.	Write the CVCe syllable word. _____	Write a sentence using commas that lists 3 items in your classroom. In my classroom there are _____	Change the fragment into a complete sentence. The firefighter _____	Make a compound word.
DAY 5	Write an exclaiming sentence about the picture. tiger	Draw a line between syllables. Circle the closed syllable.	Add commas to separate words in a series. My pet cat likes to sleep eat and purr.	Circle the complete sentence. Got enough candy. Last Halloween, I got enough candy.	Make a compound word.

Grammar, Phonics, & Language Skills

Name _____

SPIRAL ELA REVIEW

DAY 1	Write the missing letters for the long i sound. cr _____	Circle the verb to match the pronoun. I _____ a stinky skunk.	Write the missing letters for the long u sound. s _____ p	Circle the correct word to complete the sentence. this _____ these those is a video game.	Write the comparative form of the adjective. wet
DAY 2	Write the missing letters for the long i sound. fl _____	Circle the verb to match the pronoun. He _____ loudly every night.	Write the missing letters for the long u sound. gr _____ p	Circle the correct word to complete the sentence. this _____ these those are pick-up trucks.	Write the comparative form of the adjective. hot
DAY 3	Write the missing letters for the long i sound. sh _____	Circle the verb to match the pronoun. They _____ silly jokes at recess.	Write the missing letters for the long u sound. thr _____ gh	Circle the correct word to complete the sentence. this _____ these those is a telephone.	Write the comparative form of the adjective. happy
DAY 4	Write the missing letters for the long i sound. dr _____	Circle the verb to match the pronoun. She _____ into the bedroom.	Write the missing letters for the long u sound. w _____ nd	Circle the correct word to complete the sentence. this _____ these those is a sailboat.	Write the comparative form of the adjective. angry
DAY 5	Write the missing letters for the long i sound. wh _____	Circle the verb to match the pronoun. We _____ at the racing cars.	Write the missing letters for the long u sound. y _____ th	Circle the correct word to complete the sentence. this _____ these those are tennis balls.	Write the comparative form of the adjective. pretty

Simple directions

5 days of review on one sheet!

Name _____

SPIRAL ELA REVIEW

DAY 1	Order the adjectives with 1, 2, 3 according to intensity. beautiful pretty gorgeous	Circle the antonym. Underline the synonym. grumpy joyful	Circle the transition word in the sentence. After that, I went to the store.	Choose the best way to improve the sentence. expand combine	Write the missing silent letter. _____ nife
DAY 2	Order the adjectives with 1, 2, 3 according to intensity. mad furious raging	Circle the antonym. Underline the synonym. dawn evening	Circle the transition word in the sentence. Next, sprinkle the chocolate chips.	Choose the best way to improve the sentences. combine expand	Write the missing silent letter. _____ reath
DAY 3	Order the adjectives with 1, 2, 3 according to intensity. happy verjayed leased	Circle the antonym. Underline the synonym. hot chilly	Circle the transition word in the sentence. I cleaned my room then I could play.	Choose the best way to improve the sentence. combine expand	Write the missing silent letter. _____ thum
DAY 4	Order the adjectives with 1, 2, 3 according to intensity. d pressed gloomy	Circle the antonym. Underline the synonym. slow quick	Circle the transition word in the sentence. The last thing she did was hug me.	Choose the best way to improve the sentence. expand combine	Write the missing silent letter. _____ nock
DAY 5	Order the adjectives with 1, 2, 3 according to intensity. tiny mini little	Circle the antonym. Underline the synonym. calm scared	Circle the transition word in the sentence. Finally, Paul finished his work.	Choose the best way to improve the sentence. expand combine	Write the missing silent letter. _____ clim

DIGITAL INCLUDED

Name _____

SPIRAL ELA REVIEW

DAY 1	Circle the uppercase letters. A R e I j M a n h Q T b L d f	Write the synonym for each word. small unhappy jump	Write the missing vowel. c _____ t	Circle the correct verb in each sentence. Yesterday, I walk walked up the hill. I saw her buy bought a boo
DAY 2	person place thing	Add the correct punctuation mark. The dog ran fast	Write the missing vowels. c _____ b _____	Circle the word that should be capitalized. I _____ g
DAY 3	Write the missing vowel. t _____ b	Circle the lowercase letters that should be capitalized. Q R e A b M a n h I T j L d f	Circle the word that should be capitalized. friend mary walk	Write 2 adjectives to describe the picture. person place thing
DAY 4	Write the missing vowels. b _____ k _____	Write 2 adjectives to describe the picture. How tall is the tree	Add the correct punctuation mark. up hot tall	Write the antonym for each word. n _____
DAY 5	person place thing	Write the missing vowel. f _____	Circle the correct verb in each sentence. Mom will like liked the gift.	Circle the word that should be capitalized. w _____

Name _____

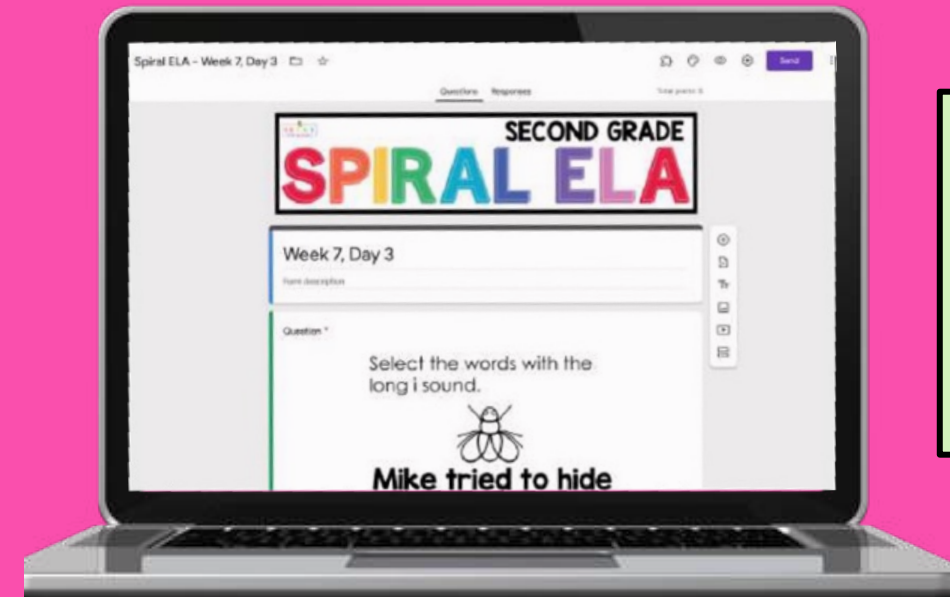
Answer Key

SPIRAL ELA REVIEW

DAY 1	Circle the uppercase letters. A R e I j M a n h Q T b L d f	Write the synonym for each word. Answers may vary. small tiny unhappy sad jump leap	Write the missing vowel. c a t	Circle the correct verb in each sentence. Yesterday, I walk walked up the hill. I saw her buy bought a boo
DAY 2	person place thing	Add the correct punctuation mark. The dog ran fast.	Write the missing vowels. c u b e	Circle the word that should be capitalized. I _____ g
DAY 3	Write the missing vowel. t u b	Circle the lowercase letters that should be capitalized. Q R e A b M a n h I T j L d f	Circle the word that should be capitalized. friend mary walk	Write 2 adjectives to describe the picture. Answers may vary. person place thing
DAY 4	Write the missing vowels. b i k e	Write 2 adjectives to describe the picture. How tall is the tree? beautiful tall	Add the correct punctuation mark. up hot tall	Write the antonym for each word. pink round n e t
DAY 5	person place thing	Write the missing vowel. f i s h	Circle the correct verb in each sentence. Mom will like liked the gift. Last week, I run ran a race.	Circle the word that should be capitalized. w _____ poodle soup lake

Answer keys included for each page.

Easy to follow routine



- Google Form
- Easy to assign
- Self-correcting!

Weekly Email FREEBIES!

Grab a cup of coffee and take a few minutes with **our weekly newsletter** created just for teachers like you.



About Lucky Little Learners



Angie Olson has many years of classroom experience teaching grades kindergarten, first, and second grade. She earned her master's degree in mathematics and has presented for a variety of conferences at the national, state, and local levels. Over the years, Angie has employed teachers to help with Lucky Little Learners. She is proud of her talented team who strives to support the teaching community with her. Lucky Little Learners has created over 25,000 resources that are available in the All Access membership. Lucky Little Learners is also a top seller on Teachers Pay Teachers.