

Why?

TWO'S DAY

ACTIVITY PACK

This pack of activities themed around the number 2 is perfect for a 2nd grade celebration! Join the Lucky 2nd Grade Teacher community in celebrating on February 2 or February 22 with your students.

Want a unique celebration for 2nd grade?

100th day is celebrated in kindergarten and 1st grade... but they don't do Two's Day!

1

2

3

Looking for math, ELA, art, STEM, or morning work?

This pack includes options for each part of the school day! Use as many activities as you'd like.

Need activities that are no-prep or low-prep?


Most of the activities included are zero prep – just print and go! Don't waste hours scrolling Pinterest for ideas - we have it all here!



TWO'S DAY SCHEDULE

Morning work	<ul style="list-style-type: none">• Two's Day crown• I Spy Twos hidden picture
Reading Lesson	<ul style="list-style-type: none">• Read aloud: Tuesday by David Wiesner• Comprehension questions• Sequencing• Magical Tuesday prompt
Small Groups	<ul style="list-style-type: none">• Two syllable words partner game• Tuesday reading passage• Double bubble compare and contrast
Literacy Centers	<ul style="list-style-type: none">• Double Meanings center• Famous Pairs word search• Compound words activity• Twos jokes handwriting page• Double consonant center
Brain Breaks	<ul style="list-style-type: none">• Brain break bingo
Math Lesson	<ul style="list-style-type: none">• Two-digit add & subtract double scoops• Double Decker addition
Math Centers	<ul style="list-style-type: none">• Doubles dice game• Skip counting by 2's maze• Shoot for Two basketball graphing• Two-tally Colorful• Seeing Double pattern blocks• Mystery 120 chart• Times 2
STEAM	<ul style="list-style-type: none">• Tinker Tuesday• Tech Tuesday• Double Doodles• Number 2 animals
Writing	<ul style="list-style-type: none">• Twenty Years prompt• Dynamic Duos prompt
Other	<ul style="list-style-type: none">• Brag Tags & lanyards

ACTIVITY CLOSE-UP



Fun activities focused on the number 2

Name _____

I SPY TWOS

Directions: A pair is a set of two! Find and color each pair.

Easy to understand directions

High quality clip-art & kid-friendly fonts

Balance of "just for fun" and academic activities

Answer keys included


Variety of independent & partner/group activities

FIND THE PAIRS:

- socks
- shoes
- boots
- mittens
- gloves
- earrings
- eyes
- wings
- skates
- footprints
- chopsticks
- crutches
- speakers
- high heels
-
-
-


Appropriate skill-level for 2nd grade

CROWN & BRAG TAGS




Directions: Print on colored paper. Cut out the strips. Tape or staple together to make a crown.

TWO'S day




MATH ACTIVITIES



Name: _____

SHOOT FOR TWO



Directions: Take turns shooting baskets until you have each had 10 turns. Mark a tally for each basket made. Use the tally chart to make the graph to see how many points each player gets. Each basket is worth 2 points.

TALLY CHART	
Player 1	
Player 2	

20		
18		
16		
14		
12		
10		
8		
6		
4		
2		
	Player 1	Player 2


- Who made the most baskets?
Player 1 _____ Player 2 _____
- What was Player 1's score? _____
- What was Player 2's score? _____
- How many baskets did the players make in all? _____
- Write a question that could be answered by the graph or tally chart.

©Lucky Little Learners 2021

Name: _____

DOUBLE IT UP

A PARTNER GAME




Directions: Roll a 10 sided die. Double the number. Color the sum. Take turns. If the space you need is not available you miss that turn. The player with the most squares colored when the board is full wins.

18	10	6	0	8	2	12	4
----	----	---	---	---	---	----	---

Name: _____

DOUBLE IT UP

A PARTNER GAME



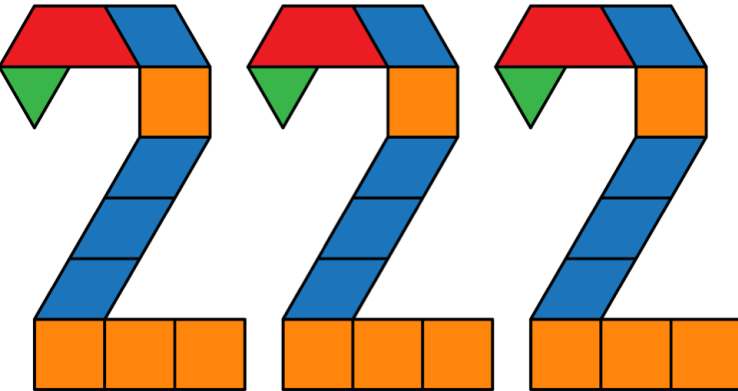
Directions: Roll a die. Double the number. Color the sum. Take turns. If the space you need is not available you miss that turn. The player with the most squares colored when the board is full wins.

12	10	6	2	8	4	10
8	6	12	4	2	10	6
2	10	4	6	8	12	4
10	8	12	2	4	6	12
4	6	10	8	12	2	8

©Lucky Little Learners 2021

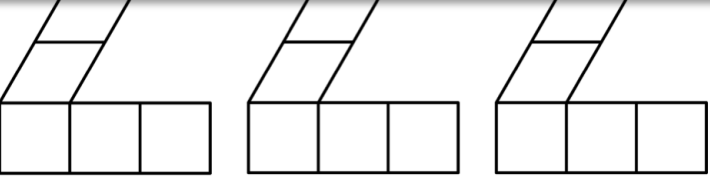
Directions: Use pattern blocks to build the number 222. Count how many of each shape you used. Add to find out how many pattern blocks you used in all.

Name: _____



						TOTAL BLOCKS

©Lucky Little Learners 2021



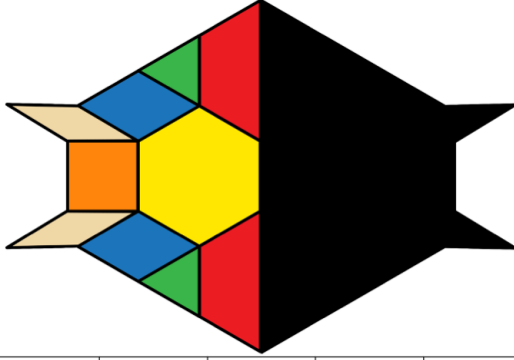
					TOTAL BLOCKS

©Lucky Little Learners 2021

Directions: Use pattern blocks to build the colored shape. Then build a reflection of the shape. Count and add to find the total number of pattern blocks used.

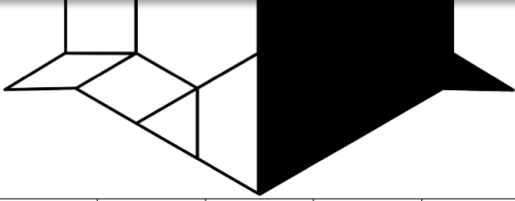
Name: _____

Seeing Double



						TOTAL BLOCKS


©Lucky Little Learners 2021



					TOTAL BLOCKS

©Lucky Little Learners 2021

MATH PAGES



Name _____

Doubles Addition

Name _____

DOUBLE SCOOP DOUBLE DIGITS

Directions: Subtract the bottom from the top. Find and glue the difference.

42
20

80
22

51
24

78
26

DOUBLE DECKER ADDITION

Directions: Solve the addition problems below!

① $44 + 44$ ② $26 + 26$ ③ $58 + 58$ ④ $77 + 77$

⑤ $31 + 31$ ⑥ $11 + 11$ ⑦ $88 + 88$ ⑧ $20 + 20$

30
28

47
16

Name _____

TWO-TALLY COLORFUL

Directions: Solve the math equations. Use the color code to color. Answer the questions.

$6+6=$	$20+2=$	$46-34=$	$30-10=$	$10+10=$
$19+3=$	$4-2=$	$18-16=$	$5+7=$	$50-30=$
$18+4=$	$20-18=$	$3+9=$	$0+2=$	$11+1=$
$13+7=$	$10+2=$	$8+12=$	$1+1=$	$10+2=$
$5+17=$	$1+1=$	$8+4=$	$8+14=$	
$20-8=$	$6-4=$	$9+3=$	$40-20=$	
$18+2=$	$12-10=$	$40-20=$		
$20+2=$	$10-8=$	$50-48=$	$42-20=$	
$11+11=$	$4+8=$	$19+1=$	$10+12=$	

SOLVE:

- How many 2's can you find on this page? _____
- Write and solve another math equation using 2's

TRY THIS MATH TRICK!

- Think of a number: _____
- Multiply it by 3: _____
- Add 6: _____
- Divide by 3: _____
- Subtract the number in step 1 from the number in step 4: _____

DOUBLE SCOOP DOUBLE DIGITS

Directions: Subtract the bottom from the top. Find and glue the sum.

12
24

13
26

16
32

17
34

51	33	45	39
42	36	48	30

Name _____

SKIP COUNTING M

Directions: Help the tooth fairy get to the lost tooth. Skip to complete the maze. Color in the squares as you count.

2	50	14	20	40	54	4
52	4	16	28	30	32	84
8	6	10	26	8	34	82
10	20	46	24	80	36	80
12	48	11	22	12	38	78
14	16	18	20	80	40	76
76	64	34	74	62	42	74
68	52	50	48	46	44	72
26	54	56	2	72	28	70
12	38	58	60	62	64	68

Name _____

Multiplication

TIMES TWO

Directions: Solve each problem below. Use the picture to help count groups of 2.

<p>$2 \times 2 = \underline{\quad}$</p>	<p>$3 \times 2 = \underline{\quad}$</p>	<p>$6 \times 2 = \underline{\quad}$</p>
<p>$5 \times 2 = \underline{\quad}$</p>	<p>$8 \times 2 = \underline{\quad}$</p>	<p>$4 \times 2 = \underline{\quad}$</p>
<p>$7 \times 2 = \underline{\quad}$</p>	<p>$1 \times 2 = \underline{\quad}$</p>	<p>$9 \times 2 = \underline{\quad}$</p>

Color by Number

DAY COLOR BY NUMBER

Directions: Color the empty chart to show 1-120. When finished, color using the key.

15	YELLOW: 1, 2, 5, 6, 9, 10, 11, 13, 14, 16, 18-23, 25, 26, 29-32, 34-37, 39-40, 41, 46, 49-60, 68, 72, 75, 82, 87, 89, 92, 95, 97, 99, 100, 105, 107, 109, 111-120			
31	<table border="1"> <tr> <td>BLUE: 64-66, 74, 76, 84-86, 94, 96, 104, 106</td> <td>PURPLE: 67, 69, 77-79, 88, 98, 108</td> <td>PINK: 70, 80, 90, 110</td> </tr> </table>	BLUE: 64-66, 74, 76, 84-86, 94, 96, 104, 106	PURPLE: 67, 69, 77-79, 88, 98, 108	PINK: 70, 80, 90, 110
BLUE: 64-66, 74, 76, 84-86, 94, 96, 104, 106	PURPLE: 67, 69, 77-79, 88, 98, 108	PINK: 70, 80, 90, 110		
3	9			
15	28			
36	50			
44	57			
79				
85	108			
114	120			

LITERACY CENTERS



DOUBLE CONSONANTS POPSICLE MATCHING

1. Find the word that matches each picture.

2. Write each word on the record sheet. Underline the double consonants.

DOUBLE CONSONANTS POPSICLE MATCHING

Name _____

Directions: Write the word on each popsicle. Underline the double consonants.

1. _____ 2. _____ 3. _____ 4. _____ 5. _____

6. _____ 7. _____ 8. _____ 9. _____ 10. _____

11. _____ 12. _____

16. _____ 17. _____

COMPOUND WORD TASK CARDS

1. Match the two words to the picture.

2. Write each compound word on the record sheet.

COMPOUND WORDS TASK CARDS

Name _____

Directions: Write the compound word that matches each picture.

A	B	C	D
E	F	G	H
I	J	K	L
M	N	O	P
Q	R	S	T
U	V	W	X

rain drop

news paper

earth worm

sail boat

star fish

foot ball

HOMOPHONES DOUBLE MEANINGS

1. Look at each picture. Choose the word that completes the sentence.

2. Write your answer on the record sheet.

HOMOPHONES DOUBLE MEANINGS

Name _____

Directions: Choose the word to complete the sentence on the card and write it below.

1	2	3	4
5	6	7	8
9	10	11	12
13	14	15	16
17	18	19	20

It is _____ outside tonight.
chilly chill

My brother _____ his bike to school.
rode road

I ate the _____ pizza by myself.
whole hole

We like to look at the stars at _____.
knight night

Jill got a _____ of cozy socks for her birthday.
pair pear

I went to visit my _____ last night.
ant aunt

The _____ flew through the sky.
plain plane

_____ his little sister _____.
read red

The store had a _____ on candy.
sail sale

I _____ I'll do well on the test.
no know

My brother _____ his bike to school.
rode road

I ate the _____ pizza by myself.
whole hole

We like to look at the stars at _____.
knight night


Jill got a _____ of cozy socks for her birthday.
pair pear

I went to visit my _____ last night.
ant aunt

The _____ flew through the sky.
plain plane

_____ his little sister _____.
read red

READ ALOUD ACTIVITIES



TUESDAY COMPREHENSION QUESTIONS

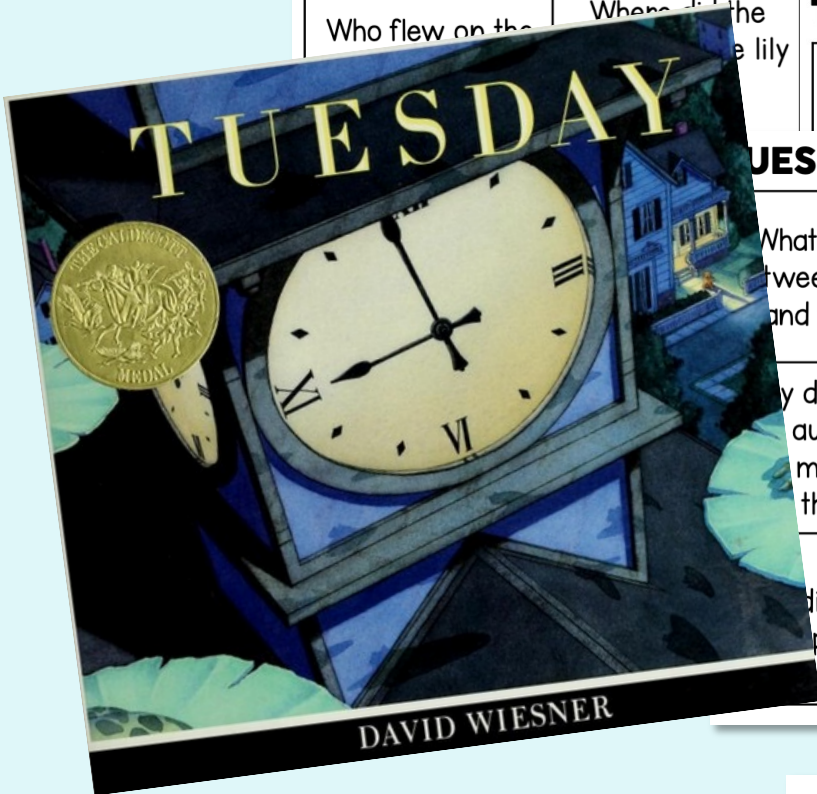
Who flew on the ...
Where did the ...
... the lily

TUESDAY COMPREHENSION QUESTIONS

How did the frogs ...
get into the ...
What is unusual ...
What do you think ...
the man in the ...
... king?

TUESDAY COMPREHENSION QUESTIONS

What is similar between the frogs and the pigs?	Do you think the police will solve the mystery?	What is different between the frogs and the pigs?
Why do you think author didn't many words the story?	Where would you go if you were the frogs?	What do you think is going to happen on Wednesday?
How did the frogs ... flying?	Why aren't the other animals in the story flying?	What events in the story could happen in real life?



SEQUENCING

Name _____

Directions: Read each event. Cut and glue them in the correct order. Draw a picture for each event.

1	2	3

TUESDAY

Name _____

Directions: Draw and write about the magical events that would happen on your Tuesday.

 <hr/> <hr/>	 <hr/> <hr/>	 <hr/> <hr/>
 <hr/> <hr/>	 <hr/> <hr/>	 <hr/> <hr/>

TUESDAY

Name _____

Directions: Draw and write about the magical events that would happen on your Tuesday.

 : : A.M. P.M.	 : : A.M. P.M.	 : : A.M. P.M.
 : : A.M. P.M.	 : : A.M. P.M.	 : : A.M. P.M.


TUESDAY

Name _____



Directions: Draw and write about the magical events that would happen on your Tuesday.

 <hr/> <hr/>	 <hr/> <hr/>	 <hr/> <hr/>
 <hr/> <hr/>	 <hr/> <hr/>	 <hr/> <hr/>




STEAM








20 → CAT Name _____

1 20	2 20 	3 20 
---------	---	---




2 → RAT Name _____

2	2 	3  
---	---	--




2 → FROG Name _____

1 2	2 	3 
4 	5 	6 




2 → CAT Name _____

4 	5 	6 
--	--	--




2 → SWAN Name _____

4 	5 	6 
--	--	--

2 → RAT Name _____

4 	5 	6 
--	--	--

2 → BIRD Name _____



4 	5 	6 
--	--	--

DRAW YOURS BELOW:

© Lucky Little Learners 2021

HOW:

HOW:

3 	6 
---	---

DRAW YOURS BELOW:

© Lucky Little Learners 2021


HOW:

© Lucky Little Learners 2021

Name: _____

NOT THE NUMBER 2

Directions: Draw lines and color to change the 2 into something else.



Name: _____

DOUBLE DOODLE

Directions: With a different colored marker, crayon, or pencil, create a mirror image drawing.













--	--

©Lucky Little Learners 2021

Name: _____


TECH TWOS DAY

Directions: Find each item below. Use a camera on your device to take a photo or video of each item.

 A pair of something	 Something grouped in 2s	 Domino or dice doubles
 Tuesday on a calendar	 The number 2 in a book	 Twins or two siblings
 A word with 2 meanings	 A 2-digit number	 A kid who can count to 200
 A word with 2 syllables	 A clock showing 2:22	 A grade 2 classroom sign

©Lucky Little Learners 2021

JUST FOR FUN



Name _____

WE GO TWO-GETHER LIKE.

Directions: Write the other half of each pair in the boxes. Then word you wrote in the word search and circle it.

Dory		B U T T E R S
Woody		A F R O B I N
Tigger		J D M M X B A
Jack		J I K I M I D
Minnie		P L L L C O W
Barbie		H V A L G K D
Batman		N M P E P P E
Salt		C H E E S E Z
Bread		O J G E P O O
Peanut Butter		P K E N B U Z
Cookies		
Macaroni		

Can you think of any other food or character pairs?

©Lucky Little Learners 2021

Name _____

I SPY TWOS

Directions: A pair is a set of two! Find and color each pair.

FIND THE PAIRS:

- socks
- shoes
- boots
- mittens
- gloves
- earrings
- eyes
- wings
- skates
- footprints
- chopsticks
- crutches
- speakers
- high heels
- flip flops
- ears

©Lucky Little Learners 2021

Name _____

BRAIN BREAK BINGO

After you complete a task, mark it off on your TWOS board. Mark four in a row!

	W	O	S
Jack	Find a partner and be their double by mirroring their movements	Find as many pairs of things that you can in the classroom	Make as many words as you can out of these letters: SECOND GRADE
Sound	Do the Double Scoop Dance	Play "Find the Perfect Pair" game	Sit up skip counting
Trouble	Write your name as many times as you can in two minutes	Spend 2 minutes practicing mindfulness	Sing the alphabet as many times as you can in two minutes
22	Push up skip counting	Play 2 Types of People	Do nothing for two minutes

©Lucky Little Learners 2021

Name _____

TWO MINUTE WARS

Directions: How many times can you write your name in two minutes?

Name _____

SECC

Directions: How many GRADE? Record there

©Lucky Little Learners 2021

THE PERFECT PAIR game cards

©Lucky Little Learners 2021

Name _____

DOUBLE TROUBLE dice game

Directions: Work with a partner. Each person rolls one die. Add the two dice together to find the sum and record your number sentence. If you or your partner roll doubles, answer the question that goes with the fact. Record the number sentence.

1. _____	1+1 What is your favorite TV show?
2. _____	2+2 Who is your favorite singer?
3. _____	3+3 What is your dream job?
4. _____	4+4 What is your favorite book?
5. _____	5+5 Where is your favorite vacation?
6. _____	6+6 What is a hobby of yours?
7. _____	7+7 Do you play any sports?
8. _____	8+8 Do you have any siblings?
9. _____	9+9 What scares you the most?
10. _____	10+10 Tell a joke.

©Lucky Little Learners 2021

Thank you for your purchase!

Terms of Use

©Lucky Little Learners, LLC 2013 By purchasing and/or downloading this electronic file, you agree to the terms of use stated below. For personal use/single classroom use only. No part of this document may be copied, sold or edited without the direct permission from the author. Violations are subject to the penalties of the Digital Millennium Act. To purchase additional sharing licenses, please visit my store. All contents of this document are under copyright protection including all text, graphics, content, and fonts. All graphics and fonts are also protected by copyright from their original author/artist. For any questions, you can contact us at customerservice@luckylittlelearners.com

About the Author

Angie Olson has many years of classroom experience teaching grades kindergarten, first, and second grade. She earned her master's degree in mathematics and has presented for a variety of conferences at the national, state, and local levels. Over the years, Angie has employed teachers to help with Lucky Little Learners. She is proud of her talented team who strives to support the teaching community with her. Lucky Little Learners has created over 400 resources and is one of the top primary sellers on Teachers Pay Teachers.



Let's Connect



Website

Facebook Page

Facebook Group

Instagram

Hey! Did you know that we help teachers by sending Sunday freebies and teacher tips?

Click the button below to get connected!

Email Freebies

