

BACK TO SCHOOL



BONUS PACK



© Lucky Little Learners

KEEP SCROLLING TO TAKE A CLOSER LOOK AT THIS PACK!

Why?

BACK TO SCHOOL bonus pack

This no-prep back-to-school pack allows you to start the school year on the right foot without added stress! The pack includes everything you need for the first few days of school to establish class rules, expectations, and get students back in the groove with school.

Want print-and-go activities?

The pages don't require any extra prep on your part. From simple assessments to journal pages... it's all here!

1

2

3

Ready to start the year with positive behavior?

This pack includes activities to go along with the concept of being a Bucket Filler.

Thinking about how to get to know students?

There are different activities included that help you get to know students and help them get to know each other.



PERFECT FOR...

Open House

Name Casey

CLASSROOM SCAVENGER HUNT

Directions: Place a ✓ in the box next to each item you find around the classroom.

<input checked="" type="checkbox"/> your desk	<input checked="" type="checkbox"/> clock
<input type="checkbox"/> class library	<input type="checkbox"/> technology
<input checked="" type="checkbox"/> calendar	<input type="checkbox"/> finished work
<input checked="" type="checkbox"/> teacher's desk	<input type="checkbox"/> class schedule
<input type="checkbox"/> pencil sharpener	<input checked="" type="checkbox"/> coat hooks

Meet the Teacher

SHOW ME WHAT YOU KNOW

Write your first and last name with your best handwriting.

Color each circle to match the color words.

Blue Green Yellow Purple Red Pink Orange

Write numbers in order from 1 through 50.

Add			Subtract		
5	7	6	8	6	4
+4	+1	+6	-2	-0	-1
8	9	4	7	9	5
+2	+5	+3	-5	-3	-5

Back to School Night

Name Steven

BACK TO SCHOOL WORD SEARCH

Directions: Find the words in the word search below.

BUS **APPLE** **NOTEBOOK**
PENCIL **SCISSORS** **DESK**
SCHOOL **BACKPACK** **PAPERCLIP**
MARKER **ERASER** **GLUE**

Word search grid with words highlighted: BACKPACK, PENCIL, SCHOOL, MARKER, ERASER, GLUE, NOTEBOOK, DESK, SCISSORS, PAPERCLIP.

1st Week of School

Activities for the first week of school:

- Back to School Call-Backs**: Includes "When I school RU", "ALL HAIL THE QUEEN!", "EVERYBODY ROLL!", "YOU BET!", "HANDS UP! WHAT'S UP? *CLAP*", "Flat tire! SHHHHHH!", "CHICKEN! NUGGETS!", "Chicka, chicka BOOM BOOM!"
- Back to School Maze**: "Why did children go to school?"
- First Day Feelings**: "I feel... because..."
- Scissors**: Word search for "SCISSORS".

Establishing Rules

DIPPERS (Sad bucket icon)

FILLERS (Happy bucket icon)

Rules cards:

- Kicking someone's stuff because you are mad at them
- Not paying attention to a friend who is talking to you
- Pinching someone who said something mean to you
- Being disrespectful to a classmate
- Arguing with someone about who is right
- Destroying another student's project
- Saying thank you when a friend does something kind for you
- Sharing your favorite toy with someone
- Giving eye contact to the person talking to you
- Telling a friend good job
- Helping a classmate on the playground
- Helping a friend clean their desk
- Drawing a picture for someone

Learning Routines

WHAT IS YOUR GOAL THIS YEAR?

MY GOAL: _____

What would you need to do to reach your goal? _____

How long will it take? _____

BACK TO SCHOOL JOURNAL











Name _____

GETTING TO KNOW YOU TOOTHY



How to Play:


1. Give each student a sheet of cards and a Toothy mat
2. Each student cuts out their own cards
3. Have the students walk around with their cards and ask their classmates a question from one of their cards
4. For every question card that is answered the student can draw a tooth in Toothy's mouth
5. The goal is to fill up Toothy's mouth

What name or nickname do you go by? 	How many brothers and sisters do you have? 
When you grow up what do you want to be? 	What is your favorite animal? 
How do you get home from school? 	Where is a place you want to go one day? 
What is one cool fact about you? 	What is your favorite fruit? 
What is one word that describes you? 	What is something that makes you scream? 

What is something that makes you laugh? 	Who is your favorite teacher? 
What is your favorite song? 	Did you take a vacation this summer? Where? 
What is your favorite food? 	What is your favorite color? 
Do you have any pets? What are they? 	What is your favorite flavor of ice cream? 
What do you want to learn? 	What color is your toothbrush? 

FILL UP TOOTHY'S MOUTH!

FILL UP TOOTHY'S MOUTH!




©Lucky Little Learners 2023

©Lucky Little Learners 2023

"This one will be your students' favorite! The directions are provided on the page before the activity."



ACTIVITY CLOSE-UP



Name _____

FIND SOMEONE WHO LIKES TO...

Directions: Find someone who likes to do the following activities. Then have them write their name in the box.

PLAY BASKETBALL 	EAT ICE CREAM 	GO TO SCHOOL 	RIDE A BIKE
CLIMB TREES 	WATCH MOVIES 	BRUSH THEIR TEETH 	PLAY WITH THEIR PET
GO SWIMMING 	COLLECT ROCKS 	CLIMB TREES 	WATCH MOVIES
PLAY MUSIC 	CLIMB TREES 	CLIMB TREES 	WATCH MOVIES

Fun activities for getting to know one another

Balance of "just for fun" and academic activities

Easy to understand directions

High quality clip-art & kid-friendly fonts

GET ME MATH

Answer each fact about you!

SHOE SIZE

MY BIRTH MONTH

LETTERS IN MY NAME

This is a picture of me.

NUMBER OF PEOPLE IN FAMILY

NUMBER OF PETS I HAVE


NUMBER OF TEETH I'VE LOST

Answer keys included

Variety of independent & partner/group activities

Appropriate skill-level for 2nd grade

INDEPENDENT WORK



"I like to use these activities for when I need a minute to organize forms, talk to parents, or just breathe! The Show Me What You Know printable can be a great informal assessment of some basic entry level skills."

Name _____

BACK TO SCHOOL SEARCH

Directions: Find the words in the word search.

BUS	APPLE
PENCIL	SCISSORS
SCHOOL	BACKPACK
MARKER	ERASER

Word Search Grid:

B	A	C	K	P	A	C	K
D	L	P	E	N	C	I	L
O	S	Y	T	A	P	P	L
N	C	G	P	H	D	E	I
S	I	L	R	D	E	S	K
Q	S	U	W	N	L	O	Y
U	S	E	S	C	H	O	O
B	O	A	M	A	R	K	E
U	R	H	J	K	F	U	O
S	S	L	P	A	P	E	R

©Lucky Little Learners 2023

SHOW ME WHAT YOU KNOW

Write your first and last name with your best handwriting.

Color each circle to match the color words.


Blue Green Yellow Purple Red Pink Orange

Write numbers in order from 1 through 50.

Add			Subtract		
$\begin{array}{r} 5 \\ +4 \\ \hline \end{array}$	$\begin{array}{r} 7 \\ +1 \\ \hline \end{array}$	$\begin{array}{r} 6 \\ +6 \\ \hline \end{array}$	$\begin{array}{r} 8 \\ -2 \\ \hline \end{array}$	$\begin{array}{r} 6 \\ -0 \\ \hline \end{array}$	$\begin{array}{r} 4 \\ -1 \\ \hline \end{array}$
$\begin{array}{r} 8 \\ +2 \\ \hline \end{array}$	$\begin{array}{r} 9 \\ +5 \\ \hline \end{array}$	$\begin{array}{r} 4 \\ +3 \\ \hline \end{array}$	$\begin{array}{r} 7 \\ -5 \\ \hline \end{array}$	$\begin{array}{r} 9 \\ -3 \\ \hline \end{array}$	$\begin{array}{r} 5 \\ -5 \\ \hline \end{array}$

©Lucky Little Learners 2023

GET TO KNOW YOU



Name _____

ALL ABOUT ME MATH

Write a problem to answer each fact about you!

MY SHOE SIZE

MY BIRTH MONTH

ALL ABOUT AMAZING ME

Directions: Write all about YOU by filling in the answers below.

MY NAME


A PICTURE OF ME

MY FAVORITE FOOD

I AM

YEARS OLD

MY FAVORITE COLORS



MY TALENT

WHO I LIVE WITH

MEONE WHO LIKES TO...

Who likes to do the following activities. Then have them explain.

ICE CREAM



GO TO SCHOOL




RIDE A BIKE



FISHING



PLAY WITH THEIR PET



BRUSH THEIR TEETH



GO SWIMMING



CLIMB TREES



WATCH MOVIES



©Lucky Little Learners 2023



"I like to use these activities during the first week of school. Each activity promotes a classroom culture of friendliness and allows the students to get to know each other better."

RULES POSTERS



WE

try our

WE

are

BEST

WE

KIND

LISTEN

DIRECTION

when others
are speaking

take
teacher

QUICK

HAPPY

©Lucky Little Learners

©Lucky Little Learners 2023

©Lucky Little Learners 2023


©Lucky Little Learners 2023

©Lucky Little Learners 2023



"I like to use these posters as a visual when we are going over our classroom rules. I hang them on the board and the kids give me examples of how they can demonstrate each rule."

POSITIVE BEHAVIOR



“We all know that setting up your behavior expectations and creating a classroom culture that promotes and fosters healthy relationships is key. These activities are done with the book *How Full is your Bucket?* for kids.”



 Being disrespectful to a classmate	 Talking to a friend	 Drawing a picture for someone	 Destroying another student's project
 Sharing your favorite toy with someone	 Pinching someone	 Helping a friend clean their desk	 Throwing a fit if your friend wants to play with someone else
 Arguing with someone about who is right	 Thinking of ways to be kind to others	 Helping a friend clean their desk	 Helping a friend clean their desk
 Sharing your favorite toy with someone	 Pinching someone	 Helping a friend clean their desk	 Throwing a fit if your friend wants to play with someone else

 Arguing with someone about who is right	 Thinking of ways to be kind to others
 Pinching someone	 Helping a friend clean their desk
 Sharing your favorite toy with someone	 Throwing a fit if your friend wants to play with someone else
 Kicking someone's stuff because you are mad at them	 Helping a classmate on the playground

FILLERS

DIPPERS

I CAN BE A BUCKET FILLER

Directions: Draw and write about how you can be a bucket filler.

Draw here

Name _____

I can be a bucket filler by _____

Name _____

BUCKET FILLERS


DO	DON'T

Name _____


LET'S SORT!


FILLERS <div style="border: 1px dashed black; width: 100%; height: 40px;"></div>	
DIPPERS <div style="border: 1px dashed black; width: 100%; height: 40px;"></div>	


GOAL SETTING




WHAT IS YOUR GOAL THIS YEAR?

MY GOAL: 

What would you need to do to reach your goal? 

How long will it take? 


Why do you want to accomplish this? 



©Lucky Little Learners 2023

YOUR GOAL THIS YEAR?

MY GOAL: 

What would you need to do to reach your goal? 

How long will it take? 




©Lucky Little Learners 2023



“It is important that we help our students learn how to set goals for themselves. The beginning of the school year is the perfect time for this!”

JOURNAL WRITING



BACK TO SCHOOL JOURNAL

Name _____

©Lucky Life Learners 2023

Name _____

Summer

Did you go somewhere special this summer? Where did you go? Who did you go with? What kinds of things did you do there?

I used my best handwriting I used punctuation when needed
 I used capitals when needed I drew a picture to match.

©Lucky Life Learners 2023

Name _____

Outside

Did you play outside this summer? What kinds of things did you do outside? Who did you play with?

I used my best handwriting I used punctuation when needed
 I used capitals when needed I drew a picture to match.

©Lucky Life Learners 2023

Name _____

Swimming

Did you go swimming this summer? Where did you go? Who were you with? What did you do when you went swimming?

I used my best handwriting I used punctuation when needed
 I used capitals when needed I drew a picture to match.

©Lucky Life Learners 2023

Name _____

Rainy Days

What did you do on rainy days in the summer? Where did you go? What kinds of things did you do?

I used my best handwriting I used punctuation when needed
 I used capitals when needed I drew a picture to match.

©Lucky Life Learners 2023

Name _____

Friends and Family

Did you see family and friends this summer? Who did you see? What did you do with them?

I used my best handwriting I used punctuation when needed
 I used capitals when needed I drew a picture to match.

©Lucky Life Learners 2023

“Writing at the beginning of the year is important. These writing prompts are relatable to students and provide them with a checklist and a variety of questions that give them ideas of what to write about. Each page has a space for the students to draw a picture too! I like to put these into stapled booklets to use as we have time. They usually last me a couple of weeks.”

Name _____

School

How do you feel about starting school? Why do you feel the way that you do?

I used my best handwriting I used punctuation when needed
 I used capitals when needed I drew a picture to match.

©Lucky Life Learners 2023

Name _____

Learning

What do you want to learn about this year? What topic or subject interest you?

I used my best handwriting I used punctuation when needed
 I used capitals when needed I drew a picture to match.

©Lucky Life Learners 2023

Name _____

Hobbies

What is something that you are good at? How did you get good at it?

I used my best handwriting I used punctuation when needed
 I used capitals when needed I drew a picture to match.

©Lucky Life Learners 2023


Name _____

Friends at School

Who are some of your friends at school? What do you like about them? What do you like to do when you're together?

I used my best handwriting I used punctuation when needed
 I used capitals when needed I drew a picture to match.

©Lucky Life Learners 2023



Weekly Email FREEBIES!

Grab a cup of coffee and take a few minutes with **our weekly newsletter** created just for teachers like you.



About Lucky Little Learners



Angie Olson has many years of classroom experience teaching grades kindergarten, first, and second grade. She earned her master's degree in mathematics and has presented for a variety of conferences at the national, state, and local levels. Over the years, Angie has employed teachers to help with Lucky Little Learners. She is proud of her talented team who strives to support the teaching community with her. Lucky Little Learners has created over 25,000 resources that are available in the All Access membership. Lucky Little Learners is also a top seller on Teachers Pay Teachers.