

MEDICAL & SURGERY TRANSFORMATION

grades 1-2



Why?

This MEDICAL & SURGERY transformation pack includes a variety of themed activities to support a fun day of learning! We've done the thinking for you and included everything you need – from a grammar surgery activity to an ambulance craft booklet, and all the teacher support & decoration ideas too!



Need a fun activity to change things up?

Theme days are a fun change from the routine. With this pack, it will be quick and easy to implement with simple prep!



Want motivating skill review activities?

We know you still need to teach all the subjects! All of the activities are tied to standards! Students won't even know they are learning & reviewing!



Looking for a way to keep students interested?

The months can get long! We designed each activity to maximize student engagement, without being rough on your wallet!

PERFECT FOR



SURGERY THEME DAY



END OF YEAR ACTIVITY

GRAMMAR SURGERY CHECK-LIST

- ❑ SCRUB IN: Sanitize your hands and put on your medical garments.
- ❑ PREPARE SURGICAL TOOLS: Ensure your scissors, glue, pencil, and papers are ready.
- ❑ REVIEW PATIENTS' FILES: Read through each patient carefully and begin thinking of the best treatment plan.
- ❑ BEGIN SURGERY: Using newspapers or magazines, cut out examples of the grammar skill each patient needs and glue it on their file.
- ❑ REPORT THE CLUE: Write the clue...
- ❑ ...your files into your teacher.

© Lucky Little Learners 2021



MATH & LITERACY REVIEW

Name _____

INVENTION OF THE STETHOSCOPE

Directions: Answer the questions from the passage using the color shown in the evidence in the passage using the color shown.

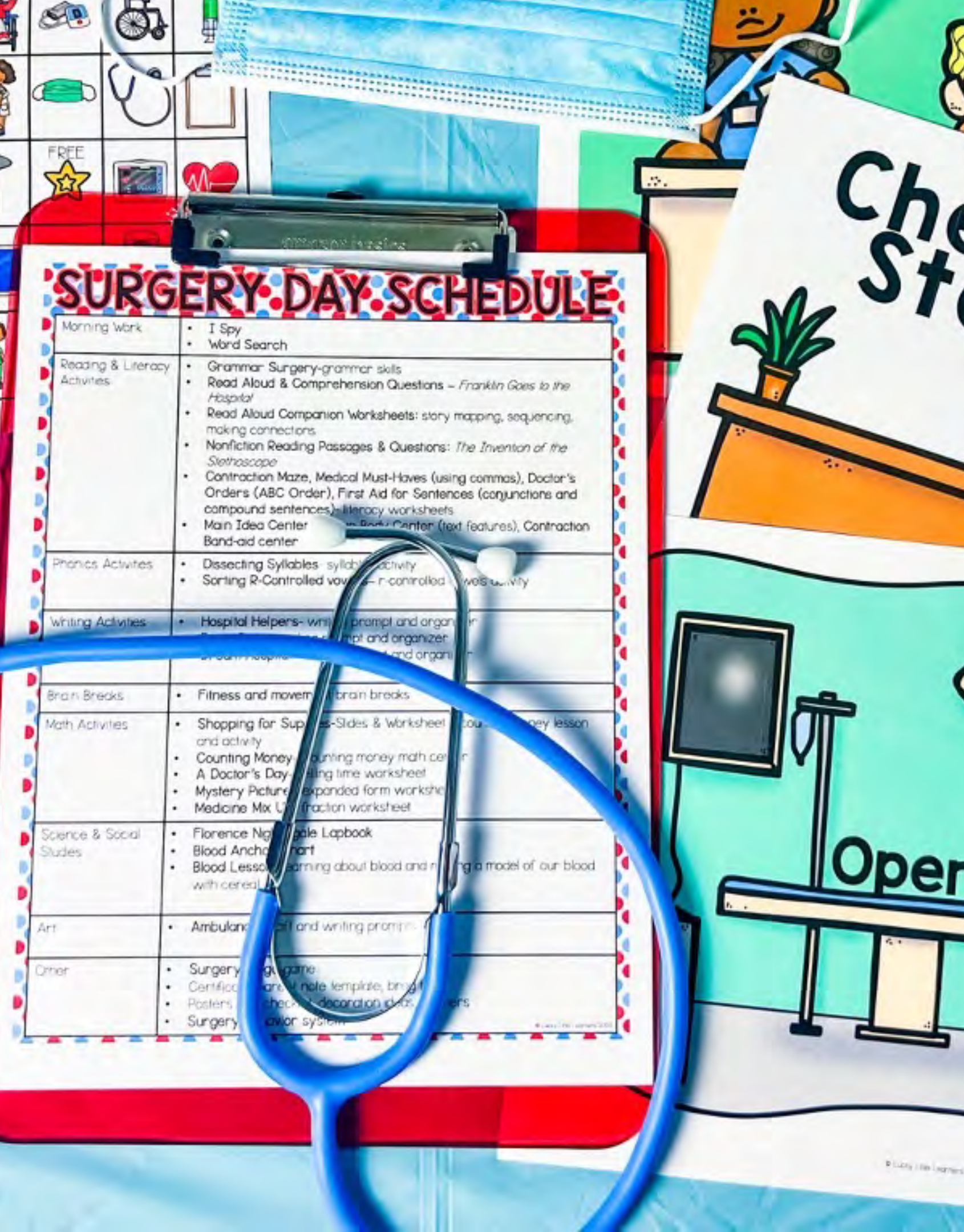
red Who invented the stethoscope?

blue ...Laennec want to...

INVENTION OF THE STETHOSCOPE

A French doctor, named René Laennec, invented the stethoscope in 1816. The idea came to him after seeing two children playing with a long piece of wood. One child scratched at one end while the other had their ear to the board on the opposite end and was listening for sounds. Laennec had to try to make the sounds in the chest louder without having to be so close. He did not like this, so he had to put his ear to his patients' chests to hear their heartbeat. So he went to work testing out his idea. On the first patient, he tightly rolled some paper, placed one end to their chest, and put his ear at the other end. The first model...

MEMORABLE LEARNING



WHAT'S INCLUDED?




300+ pages

- 👉 decorations
- 👉 literacy activities
- 👉 math activities
- 👉 science & art
- 👉 & so much more!

DECORATIONS

POSTERS

Decoration Ideas	
Transform your classroom with these simple & cheap decorations!	
Decoration	Tips & Ideas
Banners	Hang banners over your door or over a bulletin board.
Clipboards, stethoscopes, or a toy doctor kit	Students can use them, or they can be used as decoration.
Badges	Use the autofill resource to make doctor ID badges for each student.
Green or blue butcher paper	Students can use it to make doctor gowns or scrubs!
Doctor booties, masks, scrub caps, scrub gowns, rubber gloves	See if a local doctor's office will donate some doctor gear.
Plastic bins with band-aids, cotton ball jars, gauze, bandages	These can be used as decorations.
Blue or blue green tablecloths	Place over tables or groups of desks, use as "operating room" dividers.
Design handouts	



DOCTOR BADGES

BANNERS

LITERACY ACTIVITIES

M data that is organized in rows and columns

N data organized in lines, bars, or slices making it easier to understand data

O small dots or symbols used to organize words into a list

P events shown in order of when they happen

graph or chart

bullet points

timeline

How much does your heart beat?
Number of beats: 90 MINUTE
129,000 DAY
3.8 million MONTH
47.3 million YEAR

The human body is made of:
51% water
49% solid

Types of blood vessels:
• Arteries
• Veins
• Capillaries

13 **I'm**

14 **you're**

15 **es**

es

es

Name _____

DISSECTING SYLLABLES

Directions: Find the missing syllable and glue it in the correct place.

drop	glue missing syllable here	ken	glue missing syllable here
mer	glue missing syllable here	aur	glue missing syllable here
doc	glue missing syllable here	pil	glue missing syllable here
pil	glue missing syllable here	pil	glue missing syllable here
pil	glue missing syllable here	pil	glue missing syllable here

Name _____

CONTRACTION MAZE

Directions: Help the ambulance find its way to the hospital by choosing the correct spelling for each contraction.

START! will not -- won't -- cannot -- can't -- she is

she is -- I'm -- I am -- they aren't -- they're

I have -- isn't -- I will -- isn't -- is not

I've -- I'll -- I'm -- they were -- they are

hasn't -- hasn't -- aren't -- are not

Name _____

HOSPITAL HELPERS

Directions: Write to explain how you would help your patients feel comfortable and not so scared if you were a doctor or nurse.

Name _____

BEING BRAVE

Doctors, nurses, and other hospital helpers are brave when they work hard to help others. Write a story about a time that you were brave. Be sure to include details in your story.

WHO WAS THERE? FIRST, _____

NEXT, _____

WHERE AND WHEN? _____

THEN, _____

FINALLY, _____

HANDS-ON CENTERS

10 Hospitals are full of supplies for treating patients.

Name _____

INVENTION OF THE STETHOSCOPE

A French doctor, named Laennec, invented the stethoscope in 1816. The idea came to him while he was seeing two children playing with a long plank of wood. One child scratched at one end while the other had their ear to the opposite end and was listening for the signals. Laennec tried to try to amplify the sounds in the chest in a similar way. He did not like that he had to put his ear to his chest to hear their heartbeat. It felt very uncomfortable. So he went to work testing out his theory. On the way home, he tightly rolled some paper, placed it in his chest, and put his ear at the other end. He was able to hear the children's heartbeats. This was the first model of a stethoscope. It was a wooden cylinder.

red Who invented the stethoscope?

green What were the children scratching on?

blue What did Laennec want to amplify?

pink What was the first model made of?

WORKSHEETS & MORE

FRANKLIN GOES TO THE HOSPITAL COMPREHENSION QUESTIONS

Pre-reading Read the title and look at the cover. Why do you think Franklin might be going to the hospital?

Pre-reading What are some reasons why people might need to go to the hospital?

Pre-reading Let's make some predictions about what this story will be about.

How did Franklin get hurt?

What did the doctor say she was to do to fix his hurt?

What does Dr. Bear tell Franklin not to do after bedtime?

What does the doctor write, "His turtle is too busy flipping. How is Franklin?"

Name _____

STITCHING TOGETHER A STORY

GOES TO THE HOSPITAL

SETTING _____

MIDDLE _____

END _____

I WAS SCARED WHEN... I FELT SCARED WHEN... _____

I WAS BRAVE WHEN... I WAS BRAVE WHEN... _____

A TIME I WAS SICK OR HURT WAS WHEN... _____

Name _____

DOCTOR'S ORDERS

Directions: Cut and glue the words below in ABC order.

- 1.
- 2.
- 3.
- 4.
- 5.
- 6.

mask bandage medicine gloves

goggles stethoscope

Name _____

PATIENT #9

Mr. Bone is tired of having to say so many words when he talks. He wants to combine two words into one word.

The cure is: _____

PATIENT #10

Miss Med thinks the story she is writing is too long. Words like doctor, street, centimeter, and November take up too much room!

The cure is: _____

Name _____

MEDICAL RECORDS

GRAMMAR HOSPITAL

CONFIDENTIAL

Name _____

DREAM HOSPITAL

Design your own hospital. Think about what could make the patients more comfortable and maybe entertained while they are there! Write or draw your ideas inside the hospital.

READ ALOUD COMPANION

WRITING PROMPTS

OTHER SUBJECTS

PLASMA

- Yellow
- The liquid part of blood
- Blood cells couldn't flow through the body without plasma
- Makes up 55% of your blood

WHITE BLOOD CELLS

- White
- Bigger than red blood cells
- Fewer white blood cells than red
- Fight and kill germs, bacteria and viruses

UNDERSTANDING OUR

BLOOD

STEP TWO:

- Add 6 drops of red food coloring and the Cheerios to the plasma

SCIENCE LESSON

- What happens to the yellow water?
- What happens to the red blood cells?

BLOOD MODEL

TEACHER TIPS



- Marshmallows, Fruity Pebbles, and Cheerios are just ideas. We do suggest picking items that float.
- If you don't want to use

MAKING A BLOOD MODEL

Directions: Write the steps for making a blood model and draw a picture.

Name: _____

STEP 1	STEP 2
STEP 3	STEP 4






BLOOD

WHY DO WE HAVE BLOOD?

- Carries oxygen and nutrients throughout our body
- Protects us from bacteria
- Helps to heal any cuts on our body
- Helps regulate our temperature

WHAT IS IT MADE OF?

PLASMA	WHITE BLOOD CELLS
	 
RED BLOOD CELLS	PLATELETS

FUN FACTS

- Blood flows about 12,000 miles a day as it flows through your body over and over.
- One drop of blood has millions of red blood cells but only thousands of white blood cells.

SOCIAL STUDIES

THE LIFE OF FLORENCE NIGHTINGALE



CREATED BY:

FLORENCE NIGHTINGALE LAPBOOK

FLORENCE'S NICKNAME

She often cared for the soldiers all night they nicknamed her the lady with the lamp. After the war, Florence became sick but she worked at home. She also formed the Nightingale School for Nurses to help train nurses.

AMBULANCE PROMPT OPTION


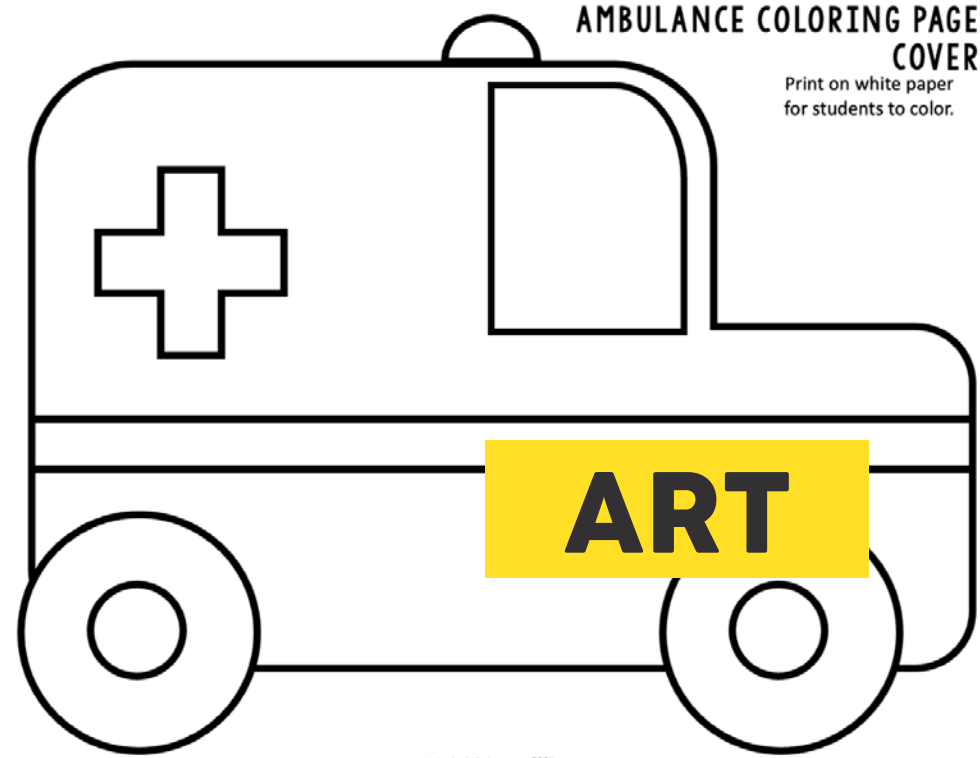
Print on white.

Doctors are heroes because...

AMBULANCE COLORING PAGE COVER

Print on white paper for students to color.

ART



& SO MUCH MORE!

BRAG TAGS & CERTIFICATES

Congratulations!

_____ has successfully completed a day of **SURGERY** themed learning.

BINGO GAME

BINGO

SURGERY DAY IS COMING!

Dear Parents and Guardians,

On _____, our class will be having _____ with a surgeon.

Please send your student with: _____

Thank you so much!

PARENT NOTES

Name _____

SURGERY WORD SEARCH

Directions: Find the words from the word bank in the word search.

S	T	E	T	H	O	S	C	O	P	E	C	E	A	W
A	S	R	L	B	D	O	C	T	O	R	Q	W	A	D
I	L	R	I	C	A	S	T	K	F	K	Z	T	F	D
E	N	G	H	H	A	M	M	E	R	B	C	H	H	E
S	P	F	T	A	P	E	R	X	U	K	B	E	O	C
S	Q	O	F	Y	P	H	Q	W	E	M	C	R	S	J
N	U	R	S	E	G	A	U	Z	E	A	R	M	P	X
P	X	R	F	B	R	L	Q	R	B	S	U	O	I	A
I	R	N	U	E	Z	F	O	B	D	K	T	M	T	G
P	A	J	X	D	H	V	Y	V	N	M	C	E	A	F
F	Y	A	U	O	Y	W	I	W	E	J	H	T	L	O
O	K	E	S	T	I	T	C	H	E	S	E	E	A	N
S	A	N	G	E	A	R	P	S	S	X	S	R	I	S
G	U	H	H	T	E	W	O	W	A	Y	R	U	W	U
K	I	I	G	O	I	A	L	B	A	N	D	A	I	D

MORNING WORK

stethoscope	stitches	crutches	thermometer
cast	doctor	hammer	hospital
gauze	tape	bandaid	bed

BANDAGING UP GOOD BEHAVIOR

Goal: _____

Reward: _____

HOW IT WORKS:

1. The class starts with an empty bandage box displayed on the board.
2. Set a goal for the total number of bandages in the box.
3. Set a reward for goal achieved.
4. The class earns bandages for positive behavior.

BEHAVIOR & BREAKS

3. Sit with a friend
4. Movie
5. Game


DRAIN BREAKS

Here are some kid-friendly videos that are SURGERY OR HEALTH themed. These are perfect for brain breaks during the day!

- BONES OF THE HUMAN BODY 206!
- FRUITS & VEGGIES BRAIN BREAK
- SIMON SAYS EXTREME
- WOULD YOU RATHER?! HEALTHY FOODS EDITION!!
- DANNY GO! MOVE YOUR BODY!
- FREEZE DANCE 30
- Let's Move
- DOCTOR KNICKERBOCKER The Learning Station

Weekly Email FREEBIES!

Grab a cup of coffee and take a few minutes with our weekly newsletter created just for teachers like you.



About Lucky Little Learners



Angie Olson has many years of classroom experience teaching grades kindergarten, first, and second grade. She earned her master's degree in mathematics and has presented for a variety of conferences at the national, state, and local levels. Over the years, Angie has employed teachers to help with Lucky Little Learners. She is proud of her talented team who strives to support the teaching community with her. Lucky Little Learners has created over 25,000 resources that are available in the All Access membership. Lucky Little Learners is also a top seller on Teachers Pay Teachers.