

for grades 1 & 2

BEGINNING OF THE YEAR SET

WORD SEARCH
Name: _____
Directions: Find the words in the puzzle.
N S T L
E X K J
T I
M N
Y E

COLOR BY CODE
Name: _____
Directions: Use the color key to color the picture.
long a = black
short e = green
short a = F
long u = _____
Place Value
long e = gray
+ u = white

NOCTURNAL FORMS
Name: _____
Directions: Fill in the missing number forms for each nocturnal animal.
STANDARD FORM EXPANDED FORM BASE TEN FORM WORD FORM
328 300 + 20 + 8 three hundred twenty-eight
147 100 + 40 + 7 one hundred forty-seven
80 + 2 five hundred eighty-two
two hundred sixty

VOCABULARY WORDS
Name: _____
gasped to breathe in suddenly with your mouth open because of shock, surprise, or pain
peculiar something that is strange or not normal
clambered to climb with difficulty in a awkward way

COMPARE & CONTRAST
Name: _____
Directions: Use the Venn Diagram to show how bats and birds are both and different.
Bats
Birds

STELLALUNA'S CHARACTER TRAITS
Name: _____
Directions: Write about Stellaluna's external and internal character traits.
Protruding ears
Spunky

STELLALUNA RETELLING
Name: _____
Directions: Draw a picture of each scene and write a sentence about what happened in each scene.
Setting Characters Problem Solution
The story takes place in a cave. Stellaluna is a bat. She is Stellaluna, lost by her mother.

**SCROLL THROUGH THIS
GUIDE TO LEARN MORE
ABOUT THIS RESOURCE!**



Hi there!

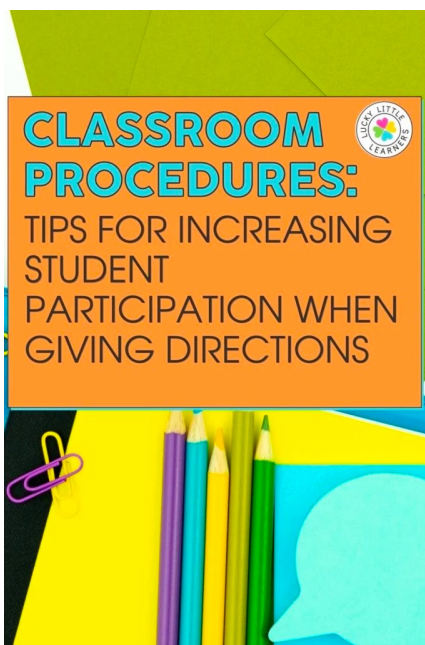
Thank you so much for downloading my printable emergency sub plans! This document will help you get started using the resource with your students.

— Angie

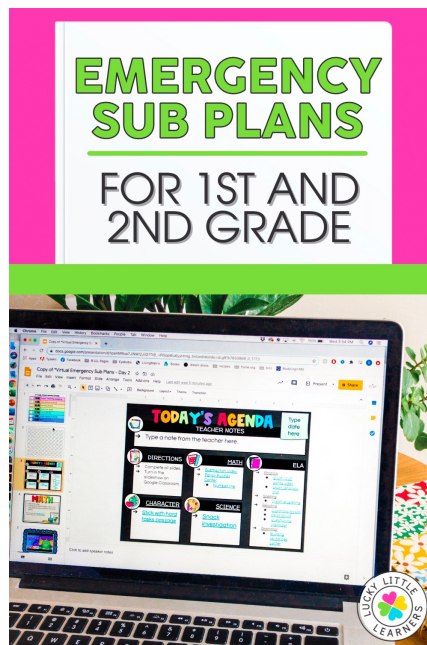
HELPFUL TIPS:

- Open the PDF files with Adobe Reader. If you do not have the most current version of Adobe Reader installed, you can [get it for free here](#).
- This series includes BOTH materials to help you get set up for the substitute, and activities for the students to do on the day(s) you are gone. Glance through the Contents on the next pages to find the files you want to download. You can click on them right from this document. You can use the bundling tool to bundle them together before downloading or download files individually.
- Please open any editable documents with PowerPoint for the best experience, and then save as PDF before printing.

RELATED BLOG POSTS:



Click to READ



Click to READ




Click to READ




PERFECT FOR...

Emergency sub plans



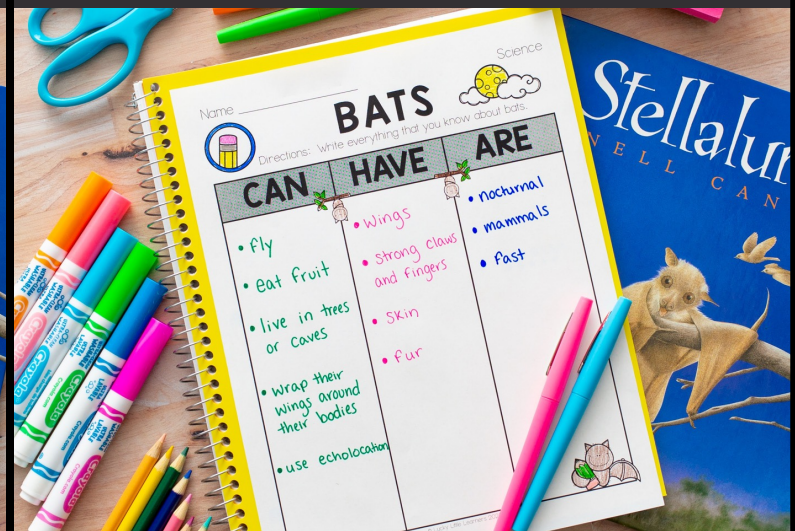
Easy-prep days



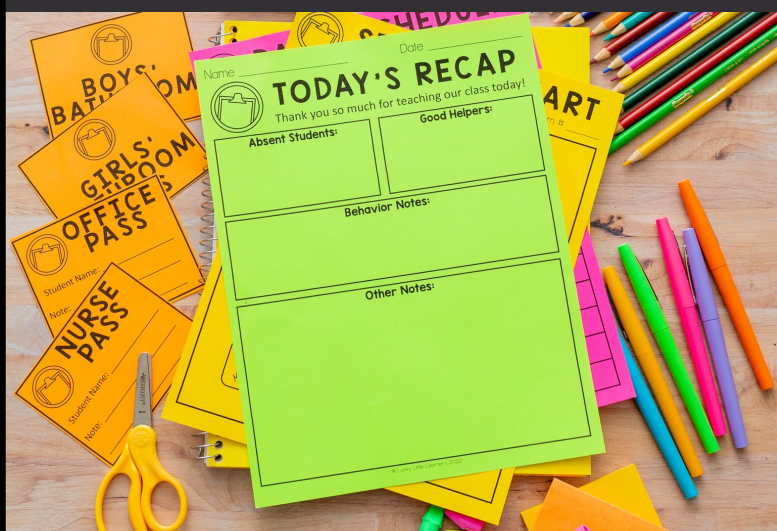
Themed learning



Skill review



Sub folder



Engaged learning



SUB PLANS

- - - - - C O N T E N T S - - - - -



Click the title to go to the sub documents download.

SUBSTITUTE DOCUMENTS


*editable versions included

- Binder or folder cover
- Class roster template
- Class routines template
- Classroom notes template
- Daily schedule template
- School information
- Seating chart
- Student passes
- Today's recap
- Lesson plans with instructions

STUDENT ACTIVITIES

Read aloud	<ul style="list-style-type: none"> Stellaluna by Janell Canon
Reading comprehension	<ul style="list-style-type: none"> Comprehension question cards Retelling Sequencing Character traits Drawing conclusions Compare & contrast Non-fiction reading passages in 3 levels for students
Phonics	<ul style="list-style-type: none"> Long & short vowels identification Long & short vowels walk the room Long & short vowels color by code Vowel sound connect 4 (with & without pictures) Word work
Grammar	<ul style="list-style-type: none"> Sentence fixers Verbs review Verbs word search Color the verb
Vocabulary	<ul style="list-style-type: none"> Vocabulary word cards Vocabulary matching Vocabulary sentences Vocabulary booklet Vocabulary spin game
Writing	<ul style="list-style-type: none"> All about bats prompt Getting lost prompt
Math lesson	<ul style="list-style-type: none"> 2-digit place value teaching slides 3-digit place value teaching slides
Math activities	<ul style="list-style-type: none"> 2-digit place value worksheet 3-digit place value worksheet 2-digit number forms worksheet 3-digit number forms worksheet Add & subtract 1, 10, & 100 spin game with 1-digit number Add & subtract 1, 10, & 100 spin game with 2-digit number
Time filler/fun activities	<ul style="list-style-type: none"> Mystery picture Maze Word search
Art	<ul style="list-style-type: none"> Bat directed drawing
Science	<ul style="list-style-type: none"> Bat can-have-are organizer Echolocation STEM challenge
Social studies	<ul style="list-style-type: none"> All about my family poster
SEL	<ul style="list-style-type: none"> Friendship activities






ACTIVITY CLOSE-UP



Name _____ Place Value

NOCTURNAL NUMBER FORMS

Directions: Fill in the missing number forms for each row.

STANDARD FORM	EXPANDED FORM	BASE TEN FORM	WORD FORM
 328			
			
			
 435			
	$600 + 10 + 3$		

© Lucky Little Learners

Fun activities with a bat dog theme

Balance of "just for fun" and academic activities

Icons for easy organization














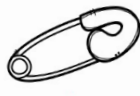








Answer keys included

High quality clip-art & kid-friendly fonts

Name _____ Phonics

VOWEL SOUND CONNECT 4

Directions: Play with a partner. Each partner should pick a color to use. Take turns rolling a die. Find a word that matches the type of vowel sound that you rolled. Color the square as you read the word. The first person to connect 4 in a row wins.


long	short			
 pen	 code	 race	 fin	 sub
 pipe	 mute	 jet	 hive	 bat
 game	 box	 FREE SPACE	 pin	 pig
 gum	 map	 cone	 top	 cave
 coin	 vase			

© Lucky Little Learners 2023

Variety of activities for each subject

Appropriate skill-level for 1st & 2nd grade

Name _____ Date _____




TODAY'S RECAP

Thank you so much for teaching our class today!

<p style="text-align: center; margin-top: 0;">Absent Students:</p> <div style="border: 1px solid black; height: 150px; margin-top: 5px;"></div>	<p style="text-align: center; margin-top: 0;">Good Helpers:</p> <div style="border: 1px solid black; height: 150px; margin-top: 5px;"></div>
<p style="text-align: center; margin-top: 0;">Behavior Notes:</p> <div style="border: 1px solid black; height: 150px; margin-top: 5px;"></div>	
<p style="text-align: center; margin-top: 0;">Other Notes:</p> <div style="border: 1px solid black; height: 250px; margin-top: 5px;"></div>	

© Linda Ward Beech, The Learning Years, 2009

LESSON PLANS



Today's Plans

Today's Date: _____ Name: _____
Helpful Staff Members: _____







Subject & Time	Plans	Notes
SUBJECT TIME	Type plans here.	Type notes here.

Drag and drop the instructions for each activity right into the lesson plan template!



ACTIVITY PLANS

Copy and paste the directions for each activity into your plan for the day. Click inside the text box to edit and adjust the directions to suit the needs of your students.

 <p><u>Echolocation Challenge Questions</u> After completing the Echolocation challenge, students should use the data they collected to answer the questions on these pages.</p>	 <p><u>Batty about Place Value</u> Pass out the worksheet. Students will read the number in each box. They will cut and glue the values at the bottom to match the number in the box. Be sure to use the level of worksheet that best matches your class.</p>
 <p><u>Nocturnal Number Forms</u> Pass out the worksheet. Students will fill in the missing information from the chart using the clues given to figure out the rest of the information that is needed. Be sure to use the level of worksheet that best matches your class.</p>	 <p><u>Stellaluna Spin</u> Pair up the students and pass out the worksheet, two dice, and spinner materials to each team. Students will roll their two digit number and take turns spinning and adding or subtracting their points. Repeat for ten rounds to determine the winner. Use the level of game that best meets the needs of your class.</p>
 <p><u>Money Math Slides</u> Display the math slides for the students. Discuss the content on each slide that will show the students how to show place value using standard, expanded, word and base ten forms. Use these slides to work through the Batty About Place Value worksheet. Use the slides that best fit the needs of your class.</p>	 <p><u>Friendship</u> Discuss what it means to be a good friend. The birds were good friends to Stellaluna in the story. Work with the students to complete the chart by answering the questions.</p>

Editable daily plan template and editable activity instructions, with images of matching activity

READING ACTIVITIES



Name _____ Informational

BATS

What if you had to sleep hanging upside down by your toes? Or if you had to be awake all night and sleep most of the day away? Would you like to eat hundreds of insects each night? How about if you used sound echoes to see? Does this sound like an impossible life for people to live? It is, but this life is perfect for bats.

There are over 1,400 species of bats around the world. The only part of the planet without bats is polar and desert areas. Bats are nocturnal and spend most daylight hours asleep. They wake at night to hunt bugs, some eating 1,000 insects, such as mosquitoes, each hour! Others dine on fruit like figs or dates.

In the dark of night, how do bats hunt their prey? They use sound echoes! Bats are able to let out sounds that are too high pitched for humans to hear. These sounds hit objects, like bugs, or fruit trees and bounce the sound echo back to the bat. This tells the bat where to fly to their feast. Bats are amazing mammals.

Fluency Tracker

	1 st Read	2 nd Read	3 rd Read
Accuracy			
Words Per Minute			

© Lucky Life Learners 2023

Name _____

SEQUENCING STELLALUNA

Directions: Read each event. Cut and glue them in the correct order. Draw a picture for each event.

1	2	3
4	5	6

Stellaluna is reunited with her mother.

Stellaluna fell asleep upside down and the birds found her like that.

Stellaluna fell into a bird's nest.

Stellaluna was dropped when her mom was attacked by an owl.

Stellaluna flies at night and the birds go home. She finds other bats.

Mama bird taught Stellaluna to act like a bird.

© Lucky Life Learners 2023

Name _____

STELLALUNA'S CHARACTER TRAITS

Stellaluna's external and internal character traits.

© Lucky Life Learners 2023

Name _____ Vocabulary

VOCABULARY SENTENCES

Directions: Write a sentence on each line that will use at least one of the vocabulary words in it. Circle your vocabulary word. Draw a picture to match your sentence in the box.

escape	scent	babble	clambered
startling	peculiar	perched	gaspd

1. _____

2. _____

© Lucky Life Learners 2023

Name _____ Vocabulary

VOCABULARY WORDS

scent
a smell

perched
rested on something

anxious
nervous or uneasy about something

© Lucky Life Learners 2023

Name _____ Vocabulary

MATCH THE WORDS

Directions: Cut out the words below. Match each word to its definition.

Definition	Word
something that is strange or not normal	
moving quickly back and forth	
shaking from fear or cold	
to take hold of something with your hand	
nervous or uneasy about something	
rested on something	

perched	dodging	grasp
peculiar	trembling	anxious

© Lucky Life Learners 2023

Name _____ Vocabulary

My Stellaluna Vocabulary Book

Illustration: _____

Antonym: _____

© Lucky Life Learners 2023

Name _____ Vocabulary

My Stellaluna Vocabulary Book

Illustration: _____

Antonym: _____

© Lucky Life Learners 2023

Name _____

STELLALUNA COMPREHENSION QUESTIONS

Pre-reading

Look at the front cover. What are some things you notice on the cover?

This story is about bats and birds. What do you already know about what this story will be about?

Let's make some predictions about what this story will be about.

Which of her senses was mother bat using to search for food in the beginning of the story?

How do you think mother bat is feeling after dropping Stellaluna?

© Lucky Life Learners 2023


Name _____

STELLALUNA RETELLING

Directions: Draw and write about events that happened at the beginning, middle and end of the story.

Beginning	Middle	End

© Lucky Life Learners 2023



Name _____


Grammar

Word Work

VERB WORDS

Directions: Read each sentence. Circle the verb in each sentence and then find it in the word bank.

1. The owl soars in the sky.
2. I read a book about bats.
3. The tree sways in the breeze.
4. I see the nest in the tree.
5. She watched the bats.



STELLALUNA WORDS

Directions: Cut the letters apart at the bottom of the page. Use the letter tiles to build new words. Write your new words under the correct category.

6. I listen to the radio.
7. He jumps over the fence.
8. We play in the park.
9. The cat naps on the sofa.
10. I bathe the dog.

2 letters	3 letters

S	J	V	B	S	A	O	B
G	U	W	I	O	E	F	R
U	M	F	F	A	Y	F	I
L	P	K	K	R	E	A	D
S	E	Q	G	S	Z	J	A
Y	D	E	K	C	I	P	N
A	E	J	U	M	T	B	I
W	Y	E	E	A	W	A	T
S	F	L	O	R	I	O	

4 letters	5 letters

S	T	E	L	L	A	L	U	N	A
---	---	---	---	---	---	---	---	---	---

© Laidy Life Learners 2023

© Laidy Life Learners 2023

Name _____ Phonics

VOWEL SOUND CONNECT 4

Directions: Play with a partner. Each partner should pick a color to use. Take turns rolling the die. Find a word that matches the type of vowel sound that you rolled. Color the square as you read the word. The first person to connect 4 in a row wins.

long 	short 	long 	short 	long 	short
 pen	 code	 race	 fin	 sub	
 pipe	 mute	 jet	 hive	 bat	
 game	 box	 FREE SPACE	 pin	 pig	
 gum	 map	 cone	 top	 cave	
 dime	 vase	 cake	 fan	 tube	

© Lucky Life Learning 2023

Phonics

KIND OF VOWEL

each word. Decide if it is a long or short vowel (bat to show what kind of vowel is in the word).

 vowel	 drove long vowel	 short vowel
 vowel	 flame long vowel	 short vowel
 vowel	 shop long vowel	 short vowel
 vowel	 black long vowel	 short vowel
 vowel	 check long vowel	 short vowel

long vowel

short vowel

© Lucky Life Learning 2023

[illegible]

MATH



Name _____ Place Value

BATTY ABOUT PLACE VALUE

Directions: Cut and glue the matching values to each number.

68	23	54
71	42	39
95	86	

454

642

386

© Lucky Life Learners 2023

Name _____ Place Value

NOCTURNAL NUMBER FORMS

Directions: Fill in the missing number forms for each row.

STANDARD FORM	EXPANDED FORM	BASE TEN FORM	WORD FORM
328			
435			
	600 + 10 + 3		
35			
	10 + 3		

© Lucky Life Learners 2023

Let's learn about place value!

tens	ones
6	2

STANDARD FORM	62
BASE TEN FORM	
EXPANDED FORM	60 + 2
WORD FORM	sixty-two

© Lucky Life Learners 2023

What number is this? How else can we show this number?

hundreds	tens	ones

STANDARD FORM	
BASE TEN FORM	
EXPANDED FORM	
WORD FORM	five hundred eighty-five

© Lucky Life Learners 2023

STELLALUNA'S SPIN Add & Subtract 1, 10, & 100

Directions: Each player will start by rolling 1 die to find their starting number and write it in the box. Then, each player will spin the spinner and add or subtract from their starting number. Continue for 10 rounds. The player with the most points at the end of the game wins.

Roll the die to find your starting number.

PLAYER 1	PLAYER 2
STARTING NUMBER	STARTING NUMBER

Spinner: +1, -10, -100, +100, +10, -1

© Lucky Life Learners 2023

STELLALUNA'S SPIN Add & Subtract 1, 10, & 100

Directions: Each player will start by rolling 2 dice to make a 2-digit starting number and write it in the box. Then, each player will spin the spinner and add or subtract from their starting number. Continue for 10 rounds. The player with the most points at the end of the game wins.

Roll the dice to find your starting number.

PLAYER 1	PLAYER 2
STARTING NUMBER	STARTING NUMBER

Spinner: +1, -10, -100, +100, +10, -1

© Lucky Life Learners 2023

ART, SEL & FUN



Name _____ Social Emotional

FRIENDSHIP

Directions: In the story, the birds were good friends to Stellaluna. With your teacher, fill in the chart. Write about how to be a good friend.

What makes a good friend?	What qualities does a good friend have?
 Examples:	 Non-Examples:
 GOOD FRIEND	

© Lucky Life Learners 2023

Name _____ Social Emotional

FRIENDSHIP

In the story, the birds were good friends to Stellaluna. Now it is your turn to write about a time you were a good friend. Who were you a good friend to? What did you do? Why did you do that? How did it make you feel? How did it make your friend feel?

I'm a good friend

Written by:

© Lucky Life Learners 2023

DRAW A BAT

- Draw a round face with two eyes. Add a half-circle shaped nose with two nostrils.
- Draw a body and add squiggle lines for fur.
- Draw the left wing membrane, thumb, and fingers.
- Draw the right wing membrane, thumb, and fingers.
- Draw two bottom feet.
- Draw two ears. Color!

© Lucky Life Learners 2023

Name _____ Fun Activity

STELLALUNA MYSTERY PICTURE

Directions: Use the key to color in the correct squares to reveal the mystery picture.

Yellow: 1, 9, 23, 80, 82, 108, 111
Gray: 4, 7, 14, 17, 24, 25, 26, 27, 31, 32, 34, 35, 36, 37, 39, 40, 41, 42, 44, 45, 46, 47, 49, 50, 52, 53, 54, 55, 56, 57, 58, 59, 62, 63, 64, 65, 66, 67, 68, 69, 73, 74, 75, 76, 77, 78, 81, 85, 86, 87, 96, 98, 105, 106
Black: 2, 3, 5, 6, 8, 10, 11, 12, 13, 15, 16, 18, 19, 20, 21, 22, 28, 29, 30, 33, 38, 43, 48, 51, 60, 61, 70, 71, 72, 79, 81, 83, 88, 89, 90, 91, 92, 93, 94, 97, 98, 99, 100, 101, 102, 103, 104, 107, 109, 110, 112, 113, 114, 115, 116, 117, 118, 119, 120

1	2	3	4	5	6	7	8	9	10
11	12	13	14	15	16	17	18	19	20
21	22	23	24	25	26	27	28	29	30
31	32	33	34	35	36	37	38	39	40
41	42	43	44	45	46	47	48	49	50
51	52	53	54	55	56	57	58	59	60
61	62	63	64	65	66	67	68	69	70
71	72	73	74	75	76	77	78	79	80
81	82	83	84	85	86	87	88	89	90
91	92	93	94	95	96	97	98	99	100
101	102	103	104	105	106	107	108	109	110
111	112	113	114	115	116	117	118	119	120

© Lucky Life Learners 2023

Name _____ Fun Activity

WORD SEARCH

Directions: Find the words from the word bank in the puzzle.

N	S	T	L	L	I	N	A	P	R	P	K	S
E	X	K	V	E	E	Q	S	D	R	I	B	L
S	C	E	N	T	B	O	U	R	F	P	W	H
T	I	L	C	D	U	H	O	E	A	D	G	C
M	M	B	B	I	T	N	I	G	H	T	G	O
Y	D	U	S	C	O	B	X	R	I	A	N	R
E	N	G	E	E	W	C	N	O	P	I	B	R
Z	C	S	T	E	L	L	A	L	U	N	A	C
H	R	E	T	T	I	L	F	A	R	P	T	Y
V	A	P	E	R	C	H	E	D	L	A	L	E
M	A	M	A	Y	S	C	H	O	A	L	L	N
P	S	A	R	G	T	H	E	F	L	F	W	A

Stellaluna bat night birds nest
 perched owl anxious scent grasp
 Mama Pip Flitter Flap bugs

© Lucky Life Learners 2023

Name _____ Fun Activity

HELP STELLALUNA GET TO HER MOM

Directions: Find the path that gets Stellaluna to her mom.

START

FINISH

© Lucky Life Learners 2023



**We have more
sub plans!**

**Middle of the year set
- Akiak**

**End of year set
- Rosie Revere**

THANK YOU FOR DOWNLOADING!

Terms of Use

©Lucky Little Learners, LLC 2013 By purchasing and/or downloading this electronic file, you agree to the terms of use stated below. For personal use/single classroom use only. No part of this document may be copied, sold or edited without the direct permission from the author. Violations are subject to the penalties of the Digital Millennium Act. To purchase additional sharing licenses, please visit my store. All contents of this document are under copyright protection including all text, graphics, content, and fonts. All graphics and fonts are also protected by copyright from their original author/artist. For any questions, you can contact us at customerservice@luckylittlelearners.com

Let's Connect



Website

Email Freebies

Facebook Page

Facebook Group

Instagram

About the Author



Angie Olson has many years of classroom experience teaching grades kindergarten, first, and second grade. She earned her master's degree in mathematics and has presented for a variety of conferences at the national, state, and local levels. Over the years, Angie has employed teachers to help with Lucky Little Learners. She is proud of her talented team who strives to support the teaching community with her. Lucky Little Learners has created over 600 resources and is one of the top primary sellers on Teachers Pay Teachers.

All Access Membership

Pssst... are you on a trial membership and need more downloads?

Upgrade here



**ALL
ACCESS**



Graphics & Fonts

