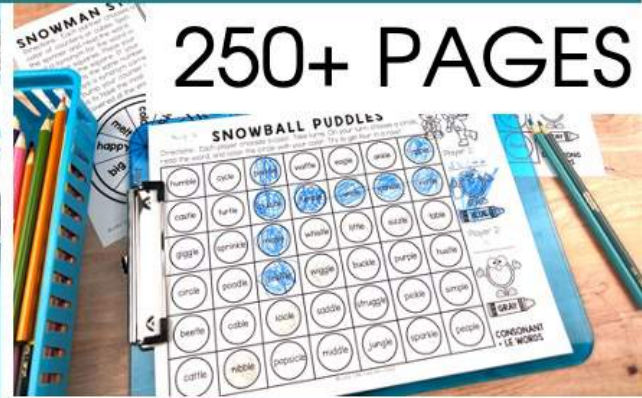
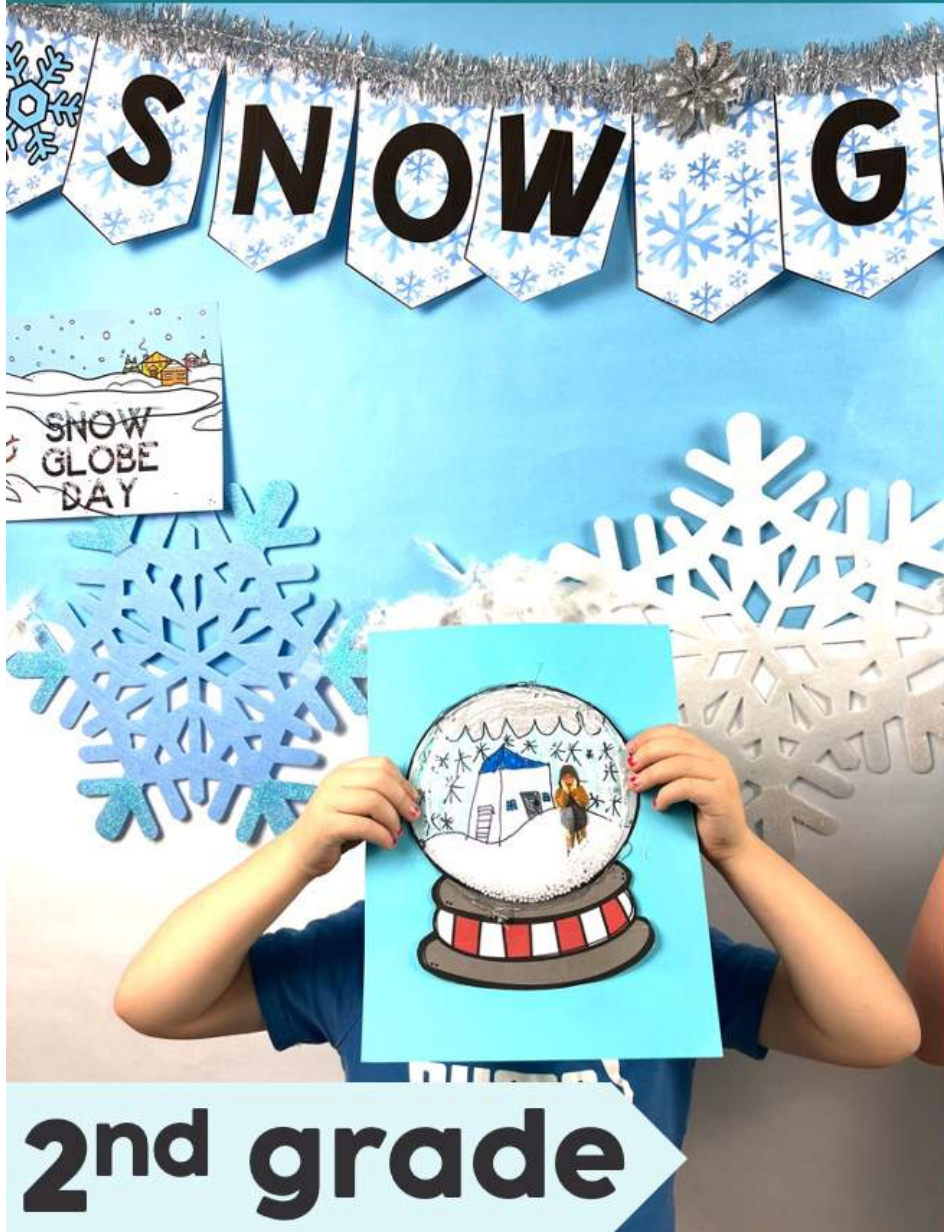


# SNOW GLOBE

## ROOM TRANSFORMATION



250+ PAGES



2nd grade

© Lucky Little Learners

KEEP SCROLLING FOR A CLOSER LOOK!

# Why?

# Snow Globe

# TRANSFORMATION

This classroom transformation pack includes a variety of themed activities to support a fun day of learning! We've done the heavy lifting and included everything you need – from a parent note template to a student completion certificate, and all the fun activities in between!

**Need a fun way to start school after a break?**

Theme days are a fun change from the routine. With this pack, it will be quick and easy to implement with simple prep!

1

2

3

**Looking for an affordable celebration?**

Between this pack and a trip to the dollar store, you'll have an exciting celebration that isn't rough on your wallet.

**Want motivating skill review activities?**

All of the activities are tied to standards and designed with review in mind! Students won't even know they are learning and reviewing because it's fun!



# PERFECT FOR...

Mid-year review



Theme days



Room transformation



Class celebration



Class party



Engaged learning



# SNOW GLOBE

## schedule



Morning Work	<ul style="list-style-type: none"> <li>Snow Globe I Spy</li> </ul>
Reading Lesson	<ul style="list-style-type: none"> <li>Read Aloud option #1: <u>Little Red Gliding Hood</u> <ul style="list-style-type: none"> <li>Comprehension questions</li> <li>Activities: Red Riding Hood fractured fairy tale, Snowy Story Elements page, Skating Cause and Effect page, Comparing Little Red page, Verb charade cards, Sequencing page</li> </ul> </li> <li>Read Aloud option #2: <u>Good Morning, Snow Plow!</u> <ul style="list-style-type: none"> <li>Comprehension questions</li> <li>Activities: Story setting page, Vocabulary cards, Plowing a Path vocabulary page</li> </ul> </li> </ul>
Small Groups	<ul style="list-style-type: none"> <li>Phonics partner games: Diphthongs, Consonant + le, Synonyms</li> <li>Life cycle of a Snowflake mini book</li> </ul>
Literacy Centers	<ul style="list-style-type: none"> <li>Snowflake Sort – R-controlled vowels</li> <li>Mitten Match – Main idea</li> <li>Winter Sentences - Adjectives</li> </ul>
Brain Breaks	<ul style="list-style-type: none"> <li>“Snowball fight”</li> </ul>
Math Lesson	<ul style="list-style-type: none"> <li>Snow Many in All? – Word problems with 2-digit addition - slides and recording sheet</li> </ul>
Math Centers	<ul style="list-style-type: none"> <li>Snowy Array booklets</li> <li>Shape Snow Globe scene activity</li> <li>Telling Time Center</li> <li>Worksheet options: Snow Globe Comparing, Snowplow Ordering, Snowy Skip Counting, Subtraction Color by Code – basic, 2-digit, or 3-digit</li> </ul>
Science	<ul style="list-style-type: none"> <li>States of Matter: Anchor chart, Reading passage, Sorting activity, Color by code page</li> <li>Ice melting experiment</li> <li>Making snow experiment</li> <li>States of Matter Toothy with Snowflake Mat</li> </ul>
Writing	<ul style="list-style-type: none"> <li>Stuck in a Snow Globe Comic</li> <li>Step by Step writing – Snow Play Ready</li> </ul>
Art	<ul style="list-style-type: none"> <li>Winter Directed Drawings</li> <li>Stuck in a Snow Globe Craft</li> </ul>
Social Studies	<ul style="list-style-type: none"> <li>Winter Wonderlands Around the World – Slides and Writing page</li> </ul>
Other	<ul style="list-style-type: none"> <li>Snowy bingo activity</li> <li>Certificate, parent note, brag tag, snack tag</li> <li>Posters and checklist</li> <li>Decoration ideas list &amp; Snow Globe banner</li> </ul>
Management	<ul style="list-style-type: none"> <li>Yeti behavior system</li> <li>Snow Globe behavior system</li> </ul>

# ACTIVITY CLOSE-UP



## SNOW GLOBE I SPY

Directions: Read the winter words and color the items in the snow globe. Write how many you found of each item.

Name \_\_\_\_\_

<input type="checkbox"/>	hat	<input type="checkbox"/>	cloud
<input type="checkbox"/>	sled	<input type="checkbox"/>	board
<input type="checkbox"/>	skate	<input type="checkbox"/>	ball
<input type="checkbox"/>	globe	<input type="checkbox"/>	skis
<input type="checkbox"/>	glove	<input type="checkbox"/>	earmuff
<input type="checkbox"/>	snow	<input type="checkbox"/>	sweat
<input type="checkbox"/>	tree	<input type="checkbox"/>	mittens



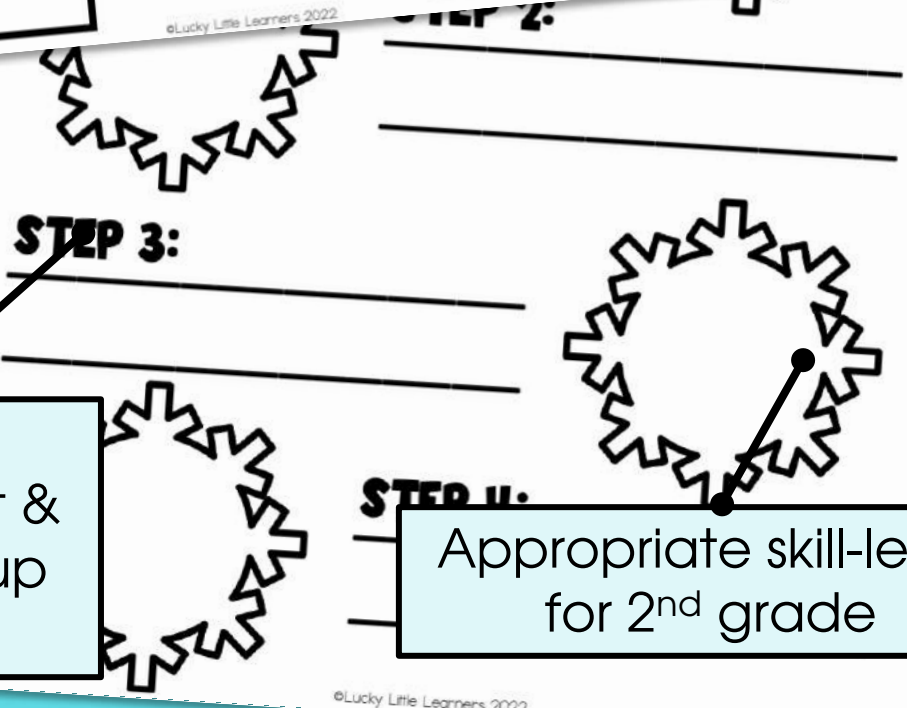
Fun activities with a snow/winter theme

Balance of "just for fun" and academic activities

High quality clip-art & kid-friendly fonts

Answer keys included

Variety of independent & partner/group activities



Appropriate skill-level for 2<sup>nd</sup> grade

# SNOW GLOBE DECOR



### Decoration Ideas

Transform your classroom with these simple & cheap decorations!

Decoration	Tips & Ideas
Paper snowflakes	Hang large and small ones around the classroom.
Printable snow village images	Print oversized and glue on blue butcher paper or around the room
Plastic blue tablecloths	Cover tables or place on floor for an "ice skating rink"
White and silver confetti or garlands	Use this as fake snow!
Snowmen made out of boxes	Cover boxes with white butcher paper for classroom snowmen
Skis, snowboard, snowshoes	If you have some in your garage, prop them along the wall for decor!
Twinkle lights or icicle lights	Hang around the room or a bulletin/whiteboard
Small fake pine trees	Prop in the corner for a forest feel
Project a winter scene	Snowy mountains, or a cozy winter fireplace
White sheets or tablecloths	Drape from ceiling or cover tables with these
Quilt batting, pillow stuffing, or fluffy snow	Use to represent snow
Stuffed arctic animals	Penguins, arctic fox, polar bear, etc
Construction paper mittens, hats, or scarfs	Have students do this for a craft and then hang around the room
Penguin window clings	Use contact paper for the penguin bellies
Classroom door snow globe	Use butcher paper to make the classroom door and surrounding wall into a snow globe
Spray snow	If you have classroom windows, spray them this!

### SNOW GLOBE CHECKLIST

Name: \_\_\_\_\_

- The lodge
- Cozy cabin
- Sledding hill
- Ice skate pond
- Arctic melt
- Ski slopes
- Windy field


### SNOW GLOBE CHECKLIST

Name: \_\_\_\_\_

- The lodge
- Cozy cabin
- Sledding hill
- Ice skate pond
- Arctic melt
- Ski slopes
- Windy field



# BEHAVIOR SYSTEM



## Let's Get The Yeti!

**Goal:**

**Reward:**



Name _____ 	Name _____ 
Name _____ 	Name _____ 

## Let's Get The Yeti!

**Goal:**

**Reward:**



### How it Works:

1. The class starts with a Yeti displayed on the board
2. Set a goal of snow
3. Set a reward for achievement
4. The class earns snowflakes for positive behavior

NOTE: Individual students can use a pencil to mark positive behavior.


### Reward:

1. Extra time
2. Free time
3. Sit with
4. Movie
5. Game

# SNOW GLOBE

## rules & regulations

- LISTEN TO THE ADULTS
- NO DISRUPTIVE BEHAVIOR
- WATCH OUT FOR YETIS
- BE KIND TO OTHERS
- DO YOUR BEST WORK
- HAVE FUN!



# MATH ACTIVITIES



Name \_\_\_\_\_

### SNOW GLOBE COMPARING

Directions: Fill in the blank with the standard form number. Write < > or = in the snow globe.

$300+20+1=$		$=400+40+8$
$200+10+5=$		$=600+80+9$
$500+70+6=$		$=500+70+6$
$900+90+0=$		$=600+40+6$
$300+80+7=$		$=900+60+8$
$100+0+8=$		$=400+70+3$
$700+20+2=$		$=100+40+0$
$600+40+3=$		
$200+50+1=$		
$500+0+9=$		
$800+60+5=$		

Name \_\_\_\_\_

### SNOWPLOW ORDERING

Directions: Write the five numbers on the snowplow in order from greatest to least on the lines.

	_____
	_____
	_____
	_____

Name \_\_\_\_\_

### SNOWY SKIP COUNTING

Directions: Figure out the pattern and fill in the missing numbers.

25	30		40	45	55
10		30	40	50	70
75	80		90	95	
56	66		86	106	
6	8		12	16	
22		42	52	72	
34	36		40	42	46
25		45	55		75

## Snow Many In All?

I can solve word problems using addition with and without regrouping.

## SNOWY ARRAYS

NAME: \_\_\_\_\_

\_\_\_\_\_ + \_\_\_\_\_ = \_\_\_\_\_

\_\_\_\_\_ x \_\_\_\_\_ = \_\_\_\_\_

### MY SN

Directions: Students will create a snow globe out of construction paper or cardboard.

SHAPE NAME: \_\_\_\_\_ NL \_\_\_\_\_

SHAPE NAME: \_\_\_\_\_ NL \_\_\_\_\_

## WINTER TIME CLOCKS

### TELLING TIME PUZZLES

Directions: Write the time that goes with each clock.

1. Choose a clock and determine the time.

2. Find the time that matches the clock and write it on your recording sheet.

A	B	C	D
E	F	G	H
I	J	K	L
M	N	O	P
Q	R	S	T
U	V	W	X

Time puzzles include clocks showing 1:30, 5:15, 8:45, and 10:00.

# LITERACY FUN



## SNOWBALL BRAWL

Directions: Each player chooses a color. Take turns. On your turn: choose a circle, read the word, and color the circle with your color. Try to get four in a row!

straw	cause	toy	coin	cow	cloud	law
haul	boy	oil	now	house	saw	author
royal	spoil	spout	crown	gown	pause	dawn
draw	lawn	haunt	new	thaw	owl	blew
town	hawk	chew	food	ouch	crawl	join
ouch	how	stew	room	spoon	down	found

Player 1:

Player 2:

**BLUE**

**GRAY**

**DIPHTHONG WORDS**

## SNOWMAN SYNONYM BUILD & BUMP

Directions: Each partner chooses a color of counters or cubes. Spin the spinner and read the word. Find a synonym for the word in one of the squares. Place your counter on the square. If your partner spins the same number as you and says a synonym correctly, they can bump your counter off. The goal is to have the most squares covered at the end.



soaked      thaw      create

delighted      freezing      tiny

Name \_\_\_\_\_

Directions: Cut around the outside of the book. Fold in half lengthwise. Open up and fold in half the other direction. Fold up the bottom half again. Unfold the bottom half and carefully cut on the dotted line. Unfold everything and refold lengthwise. Push the sides in and close up your book.

**LIFE CYCLE OF A SNOWFLAKE**

1. A snowflake begins in a cloud as a bit of dust or a speck of pollen.

2. A gas called water vapor sticks to the tiny speck and makes a drop of water.

3. The drop freezes and becomes an ice crystal.

4. The crystal grows the bases, which makes the six branches or points on the crystal.

5. The corners of the crystal grow the fastest.

6. There are actually many different shapes of snowflakes. Some look like stars, plates, needles, or columns.

7. Snowflakes stick to each other to make bigger snowflakes. They fall out of the clouds.

8. When the snowflake melts, the water turns to gas again and the cycle starts over!

9. This mini book belongs to: \_\_\_\_\_

Directions: Cut around the outside of the book. Fold in half lengthwise. Open up and fold in half the other direction. Fold up the bottom half again. Unfold the bottom half and carefully cut on the dotted line. Unfold everything and refold lengthwise. Push the sides in and close up your book.

**LIFE CYCLE OF A SNOWFLAKE**

1. A snowflake begins in a cloud as a bit of dust or a speck of pollen.

2. A gas called water vapor sticks to the tiny speck and makes a drop of water.

3. The drop freezes and becomes an ice crystal.

4. The crystal grows the bases, which makes the six branches or points on the crystal.

5. The corners of the crystal grow the fastest.

6. There are actually many different shapes of snowflakes. Some look like stars, plates, needles, or columns.

7. Snowflakes stick to each other to make bigger snowflakes. They fall out of the clouds.

8. When the snowflake melts, the water turns to gas again and the cycle starts over!

9. This mini book belongs to: \_\_\_\_\_

## STEP BY STEP: SNOW PLAY READY!

Directions: Write the steps for getting dressed to play in the snow. Draw a picture to match in the snowflake.

**STEP 1:** \_\_\_\_\_

**STEP 2:** \_\_\_\_\_

**STEP 3:** \_\_\_\_\_

**STEP 4:** \_\_\_\_\_

## SNOWY ELEMENTS

Directions: Write the characters, setting, problem, and story.

Name \_\_\_\_\_

**CHARACTERS**

**SETTING**

**PROBLEM**

## STUCK IN A SNOW GLOBE COMIC

Directions: Write a comic about a character that is stuck in a snow globe.

## WHEEL PUZZLES

Take turns. On your turn: choose a circle, read the word, and color the circle with your color. Try to get four in a row!

waffle	eagle	ankle	apple
humble	uncle	candle	raffle
whistle	little	sizzle	table
wiggle	buckle	purple	hustle
rattle	struggle	pickle	simple
cattle	nibble	popsicle	middle
jungle	sparkle	people	

Player 1:

Player 2:

**BLUE**

**GRAY**

**CONSONANT-LE WORDS**

# LITERACY CENTERS



## ADJECTIVES WINTER SENTENCES

1. Pick a senter
2. Find th
3. Write recor

**A** I wore my striped hat to my grandma's house.

**B** The snowman has two buttons.

**C**

**D**

**E** The house was quiet as the snow fell.

**F** My dad drank hot coffee while we played in the snow.

**G** Jenna built a snow fort out of square bricks.

**H** The tall trees are covered in snow.

My mom put 1 snow globe

The polar bear was ha start the snowball f

E			
I			
M	N	O	P
Q	R	S	T

## MAIN IDEA MITTEN MATCH

1. Choose a mitten with a letter on it.
2. Read the three clues on the mitten.
3. Find the main idea.
4. Write the recording

**A** Rain drops, Dark clouds, Lightning

**B** Washing dishes, Making your bed, Folding laundry

**C** No school, No work, Family time

**D** Money, Stores, New toys

**E** Ice cream, Cookies, Cupcake

**F** Swimming, Sunshine, Before autumn

**G** Thunderstorm

**H** Shopping Mall

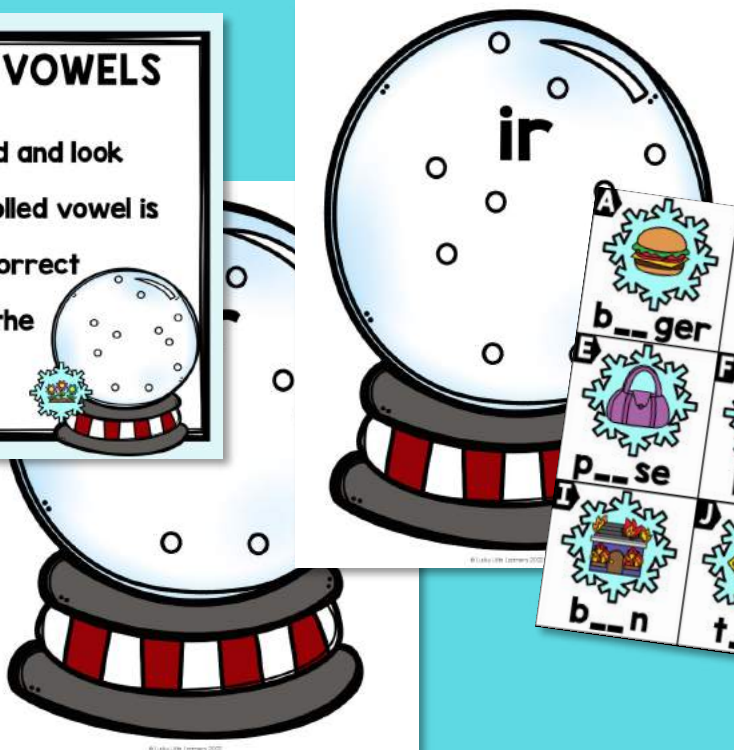
**I** Chores at home, Desserts

**J** Family Vacation, Summer

Q	R	S	T
U	V	W	X

## R-CONTROLLED VOWELS SNOWFLAKE SORT

1. Pick a snowflake card and look at the picture.
2. Decide if the r-controlled vowel is ur or ir.
3. Put the card on the correct snow globe.
4. Write the word with the missing letters on the recording sheet.



**A** b\_\_ger

**B** n\_\_se

**C** b\_\_d

**D** d\_\_t

**E** p\_\_se

**F** h\_\_t

**G** g\_\_l

**H** c\_\_cle

**I** b\_\_n

**J** t\_\_n

**K** st\_\_

**L** f\_\_st aid

# READ ALOUD ACTIVITIES




## GOOD MORNING, SNOWPLOW! COMPREHENSION QUESTIONS

What does the drive do to get the snowplow ready?  
Why does the car need towing?  
If you were driving a snowplow overnight, what song would you listen to?  
What are some words that describe how the snow is falling?



## My SNOWY Red RIDING HOOD



## drifts SEQUENCING

Directions: Read each event. Cut and glue them in the correct order. Draw a picture for each event.

1	2	3
4	5	6

## grime



## Red RIDING HOOD



## extend



## tow



## STORY SETTING

Directions: Write and draw where and when the story took place. Write the clues from the text that helped you figure out the setting.

Where? \_\_\_\_\_

When? \_\_\_\_\_


## dispatch

## whiteout

## LITTLE RED GLIDING HOOD CHARADES

Directions: Cut out the verb word cards. Use to play charades as a class. One student acts out the word. The rest of the class guesses the verbs from the story.

raced	swizzled	spins
shivered	fell	skating
slump	sprint	chase



## PLOWING A PATH

- Directions: Plow the path from each word to its definition. All of these words are in the book *Good Morning, Snow Plow!*
- signals: Large piles of snow made by wind.
  - plow: The office sending out snow plows.
  - drifts: Clearing snow off the road.
  - grime: A blizzard that makes it hard to see.
  - dispatch: Lights that flash on the snow plow.
  - whiteout: To hold something out farther.
  - extend: Using a vehicle to pull something big.
  - tow: Dirt on the surface of something.

## COMPARING LITTLE

Directions: Compare and contrast *Little Red Gliding Hood* with the story of *Little Red Riding Hood*. Then write about which story you like best.

The story I like best is \_\_\_\_\_ because \_\_\_\_\_

Directions: Write the effect of each event.

She started to warm up.	She left her ice skates at home.
He got the highest score on the test.	He became a talented ice skater.
They practiced ice skating every night.	Our team got a trophy.
She got to ice skate.	I dropped my hot chocolate.
My mom said she would buy me a new snowplow.	My mom said she would buy me a new snowplow.

QUESTIONS

Little Red Riding Hood to get the highest score on the test? Have you ever been in a competition before? What kind?

You've practiced ice skating every night. Name a fairy tale that was mentioned in the story.

What happened when the wolf got to the ice rink?

# ART & SOCIAL STUDIES




## IF I WERE TRAPPED IN A SNOW GLOBE

**Teacher Directions:**  
Have students write about being trapped in a snow globe. First, have the students brainstorm or pre-write. Next, work together to come up with ideas for descriptive writing and using adjectives. When students have completed their pre-writing and reviewed their work, have students write their final draft on the writing page. Then have them draw and color a picture of themselves trapped inside the snow globe. Finally, cut and glue the snow globe and writing pages onto blue construction paper.

- Materials Needed:**
- Snow Globe writing page & picture
  - Blue construction paper
  - Pencil
  - Scissors
  - Glue
  - Crayons or Markers

- Optional Ideas**
- Take pictures of each student. Print the picture and glue inside the snow globe.
  - Cover the snow globe with clear, plastic bowls for a 3-D effect.
  - Add fake snowflakes inside the plastic bowl to make it look like snow!
  - Add glitter inside the bowl or onto the snow globe paper.


## IF I WERE TRAPPED IN A SNOW GLOBE



## IF I WERE TRAPPED IN A SNOW GLOBE

Handwriting practice lines for writing a response to the snow globe prompt.

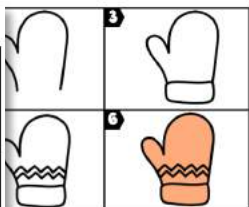
## DRAW A BEANIE



DRAW YOURS BELOW:

Blank space for drawing a beanie.

## DRAW A MITTEN



YOURS BELOW:

Blank space for drawing a mitten.

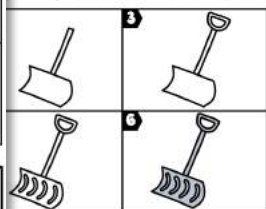
## DRAW A SWEATER



YOURS BELOW:

Blank space for drawing a sweater.


## DRAW A SNOW SHOVEL



YOURS BELOW:

Blank space for drawing a snow shovel.

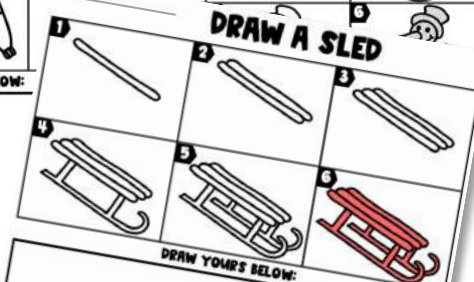
## DRAW A SNOWMAN



YOURS BELOW:

Blank space for drawing a snowman.

## DRAW A SLED



DRAW YOURS BELOW:

Blank space for drawing a sled.

## WINTER WONDERLANDS



## AROUND THE WORLD

Banff National Park has snow-topped mountains, hot springs, ski resorts and cozy lodges, dog sledding, and sleigh rides underneath the Northern Lights.

## THE DOLOMITES, ITALY



The Dolomites is a mountain range that is a destination for winter sports like skiing and snowboarding. There are also fancy churches and delicious food!

## JAPAN



This village in Japan is made of cottages on the mountains like a snow globe! It can snow 3-6 feet. They hold a special light-up event each winter.

# SCIENCE ACTIVITIES



## STATES OF MATTER

		
<b>solid</b>	<b>liquid</b>	<b>gas</b>

		
Particles are tightly packed, usually with a regular pattern.	Particles are close together with no regular pattern.	Particles are well separated with no regular pattern.

		
<b>A solid keeps its own shape.</b>	<b>A liquid takes the shape of the container.</b>	<b>A gas takes the shape of the container and fills it.</b>

Name \_\_\_\_\_

### States of Matter

**WHAT IS MATTER?**  
Matter is anything on earth that takes up space. Everything you can see around you is matter! Your desk, your shoes, and your lunch are all matter. There are also types of matter that you cannot see but you can feel. Matter makes up our planet Earth, and the whole universe. It can exist in different states, like solid, liquid or gas.




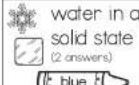
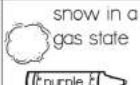

**WHAT ARE THE STATES OF MATTER?**  
There are three main states of matter: solid, liquid, and gas. Solid matter is hard, like a brick. It has shape! Solid matter is made of molecules that are tightly packed together and they don't move around. Liquid matter, like juice, can fill a container. It does not have its own shape. A gas is matter in the air, like helium in balloons. Molecules are spaced apart and can spread.

**HOW DOES MATTER CHANGE?**  
Matter can change its state when the temperature changes. For example, a solid like ice can be changed to a liquid like water through melting. Liquids can change to gas through evaporation. A gas can change to a liquid with something called condensation. A liquid can become a solid through freezing. Have you ever melted a chocolate bar? If so, you changed a solid to a liquid!

Name \_\_\_\_\_

### SNOW MATTER WHAT

Directions: Fill in the blanks for each square. Color the picture.

 inside a balloon [yellow]	 a drink in a cup [white]	 a rock or stone [pink]
 water in a solid state (2 answers) [blue]	 snow in a gas state [purple]	 snow in a liquid state [green]

When snow changes to liquid it is called \_\_\_\_\_  
[brown]

When water changes to ice it is called \_\_\_\_\_  
[black]

When water changes to vapor it is called \_\_\_\_\_  
[orange]

Name \_\_\_\_\_

### STATES OF MATTER

Directions: Cut out the items below and glue them under the correct state of matter.

SOLID	LIQUID	GAS

Name \_\_\_\_\_

### ICE MELTING EXPERIMENT

**QUESTION:** What melts ice the fastest?

**EQUIPMENT:**  
• 4 cups or bowls  
• 4 ice cubes  
• 1/2 cup of 3 different materials, ex: warm water, cold water, salt, sugar, flour, sand, etc.

**HYPOTHESIS:** What do you think will melt the ice first?

**METHOD:**

Material 1:	Material 2:	Material 3:	Material 4:
-------------	-------------	-------------	-------------

- Place an ice cube in each cup.
- Pour 1/2 cup of a material in each of the first 3 cups.
- Leave just the ice cube in the last cup.
- Observe the ice cubes every 5-10 minutes.
- Write and draw what you notice.

Name \_\_\_\_\_

### ICE MELTING EXPERIMENT

**RESULTS:**

1 <sup>st</sup> observation:	2 <sup>nd</sup> observation:	3 <sup>rd</sup> observation:	4 <sup>th</sup> observation:
------------------------------	------------------------------	------------------------------	------------------------------

**CONCLUSION:** How long did it take for the ice cubes to melt?

Which ice cube melted the fastest?

Why do you think that happened?

Name \_\_\_\_\_

### MAKING SNOW

**QUESTION:** What state of matter is snow?

**EQUIPMENT:**  
• 2 tablespoons baking soda  
• 1/2 cup hair conditioner  
• Bowl  
• Spoon

**HYPOTHESIS:** What will happen when a solid and liquid mix?

**METHOD:**

- Pour baking soda in a bowl.
- Identify what state of matter it is and why.
- Get the hair conditioner. Identify what state of matter it is and why.
- Predict what state of matter it will be when the two are mixed.
- Stir together to make snow. Identify what state of matter it is and why.

Name \_\_\_\_\_

### MAKING SNOW


**RESULTS:**

<b>BAKING SODA</b> State of matter: Reasoning:	<b>HAIR CONDITIONER</b> State of matter: Reasoning:	<b>*SNOW*</b> State of m: Reasoning:
--	---	--

**CONCLUSION:** What happened when you mix two ingredients together?

What state of matter is real snow?

What is real snow made from?



# JUST FOR FUN



**Congratulations!**

has succeeded

**Congratulations!**

has successfully completed a day of learning

in a

**SNOW GLOBE**

Date \_\_\_\_\_

Teacher \_\_\_\_\_



## SNOWY SNOWY BINGO GAME

**SNOWY BINGO GAME**

Directions: Cut out the cards below and place in a bag or bowl. Draw them out one at a time and say the word. Students mark it on their bingo cards. Continue until someone gets 5 in a row and calls out "bingo!" For a challenge, give clues to the words rather than saying the word. They could be clues to the meaning of the word (This is something you wear, etc.) or phonics clues (This word has three syllables, etc.)

snow	skis	snowman	boots	sweater
scarf	mittens	coat	hat	ice rink
icicle	ice skate	ice fishing	fireplace	soup
hat cocoa	snow balls	snowflakes	sled	thermometer
indoors	snow board	cloud	globe	hockey

**STEP BY STEP: SNOW BALL FIGHT!**

Directions: Snow ball fights are a quick brain break. Give each student a piece of paper. You can have the student assess a skill. Students will write or draw on their paper. When you say "snow ball fight" the student will crumple their paper and throw it at another student. When the snow ball fight is finished, the student will complete a new task. Repeat the steps as many times as you like. You can have students share answers/drawings.

Suggestions:

- write spelling words or sight words
- write nouns, verbs, adjectives etc.
- write synonyms or antonyms
- write facts and opinions
- beginning, middle, and end of a story
- compare/contrast stories
- write and solve addition or subtraction problems
- estimate or round numbers
- identify place value
- compare & order numbers
- draw snowflakes
- add to drawing
- write one sentence & continue story
- snow or winter words/drawings

**SNOW BALL FIGHT!**

<p>We are having <b>SNOW</b> much fun!</p> <p>Enjoy this snack while you read!</p>	<p>We are having <b>SNOW</b> much fun!</p> <p>Enjoy this snack while you read!</p>
<p>We are having <b>SNOW</b> much fun!</p> <p>Enjoy this snack while you read!</p>	<p>We are having <b>SNOW</b> much fun!</p> <p>Enjoy this snack while you read!</p>
<p>We are having <b>SNOW</b> much fun!</p> <p>Enjoy this snack while you read!</p>	<p>We are having <b>SNOW</b> much fun!</p> <p>Enjoy this snack while you read!</p>

**SNOW GLOBE DAY IS COMING!**

**SNOW GLOBE DAY IS COMING!**

and Guardians,

our class will be of learning with winter theme!


We send your stuffed animal during class, for scarves, or other winter accessories.

Thank you so much!

Thank you so much!

# Weekly Email FREEBIES!

Grab a cup of coffee and take a few minutes with **our weekly newsletter** created just for teachers like you.



**RESEARCH DRIVEN MUST-HAVES**

**SEASONAL FUN**

**VIRAL FAVES**

**DECOR & MORE**

**IN THIS CLASSROOM**

- WE ARE KIND
- WE ARE HELPFUL
- WE ARE IMPORTANT
- WE ARE
- WE DON'T GIVE UP
- WE CAN DO HARD THINGS
- WE HAVE LOTS OF FUN

**FREE**

**IN THE LOOP**

- Community Idea: Conference Advice
- On The Blog: Growth Mindset Tips
- Featured Download: Goal Mountain
- Let's Get Social: [Bean Ghosts](#)
- Video Tip: [Growth Mindset Tips For Students](#)
- New & Hot In AA
- Sunday Funnies

Hey there and happy Sunday!

## About Lucky Little Learners



Angie Olson has many years of classroom experience teaching grades kindergarten, first, and second grade. She earned her master's degree in mathematics and has presented for a variety of conferences at the national, state, and local levels. Over the years, Angie has employed teachers to help with Lucky Little Learners. She is proud of her talented team who strives to support the teaching community with her. Lucky Little Learners has created over 25,000 resources that are available in the All Access membership. Lucky Little Learners is also a top seller on Teachers Pay Teachers.