


RESTAURANT

ROOM TRANSFORMATION

250+ pages



© Lucky Little Learners

KEEP SCROLLING FOR A
CLOSER LOOK!

Why?

Restaurant

TRANSFORMATION

This classroom transformation pack includes a variety of themed activities to support a fun day of learning! We've done the heavy lifting and included everything you need – from a parent note template to a student completion certificate, and all the fun activities in between!

Need a fun way to end the school year?

Theme days are a fun change from the routine. With this pack, it will be quick and easy to implement with simple prep!

1

2

3

Looking for an affordable celebration?

Between this pack and a trip to the dollar store, you'll have an exciting celebration that isn't rough on your wallet.


Want motivating skill review activities?

All of the activities are tied to standards and designed with review in mind! Students won't even know they are learning and reviewing because it's fun!



PERFECT FOR...

End of year review



Theme days



Room transformation



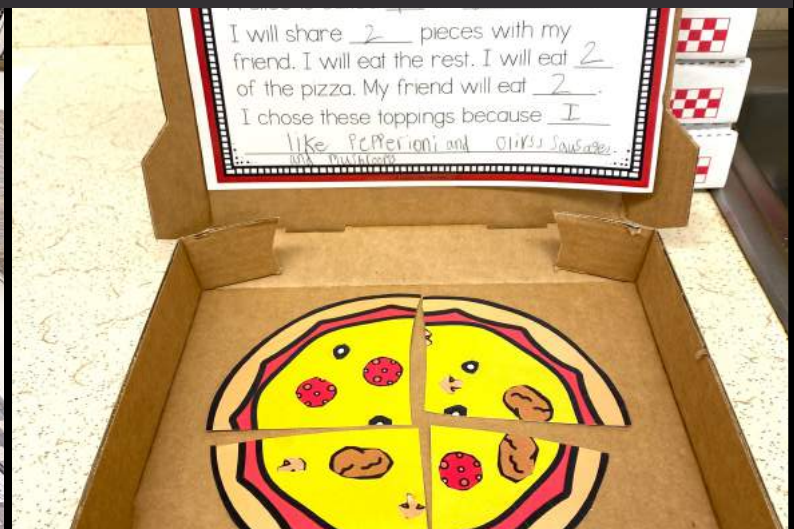
Class celebration



Class party



Making memories



RESTAURANT

schedule

Morning Work	<ul style="list-style-type: none"> Placemat activity page
Reading Lesson	<ul style="list-style-type: none"> Describing diner Read aloud – Pizza at Sally's Comprehension questions Worksheet options: Character traits, sequencing, verbs, compare & contrast
Small Groups	<ul style="list-style-type: none"> Cooking up partner game – nouns/verbs Restaurant grammar Toothy cards & mats
Literacy Centers	<ul style="list-style-type: none"> Common & proper nouns food pairs center Book tasting – setting
Brain Breaks	<ul style="list-style-type: none"> Pizza brain break videos – QR codes Conversation cards
Math Lesson	<ul style="list-style-type: none"> Math cook-off 1 & 2 – math review Build your own fraction pizza
Math Centers	<ul style="list-style-type: none"> Money menu center Pizza fractions center Worksheet options: sushi subtraction, taco 'bout time, food truck addition
Science	<ul style="list-style-type: none"> Food groups mini book Food groups place setting Food groups I spy & graphing
Social Studies	<ul style="list-style-type: none"> Restaurant economics flip book
Writing	<ul style="list-style-type: none"> Recipe card writing How to writing – make a taco, do the dishes, set the table
Art	<ul style="list-style-type: none"> Chef hat and name tags
Other	<ul style="list-style-type: none"> Bingo game Posters and signs, decoration ideas Parent note, certificate, brag tag, snack note
Management	<ul style="list-style-type: none"> Pizza behavior system


ACTIVITY CLOSE-UP



Name _____

SUSHI SUBTRACTION


Directions: Solve each subtraction problem. Then write the letters in the correct spaces to solve the riddle.




S $1000 - 98 =$



I $600 - 501 =$




A $170 - 111 =$




W $600 - 50 =$



A $509 - 189 =$



B $208 - 140 =$



I $758 - 200 =$

High quality clip-art & kid-friendly fonts



What did the sushi say to the bee?

Easy to understand directions

Answer keys included

80 53 902 320 68 99 508

©Lucky Little Learners 2022

W H N R
C I C U
B E N C O Z O C A I
U Y F D R A B K K T
R E M R W E P E F
G J G P I I A N N W
E S O U
R U
S
G
X





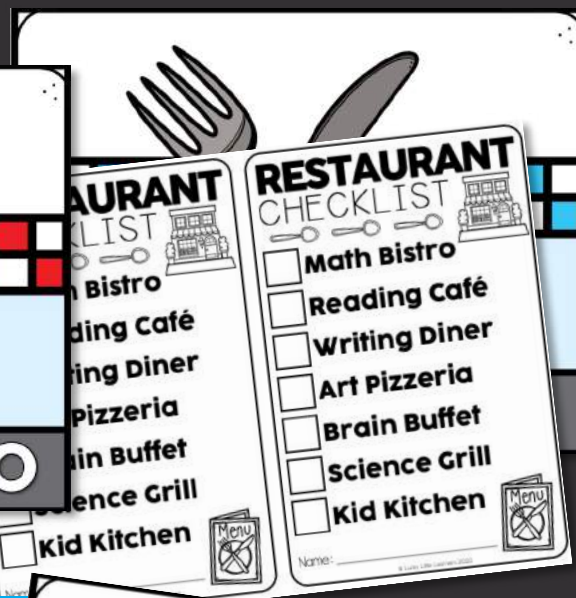

FINISH MENU
Finish each word below and find it in the word search.
P _____ S _____
T _____ S _____
S _____ C _____
B _____ S _____
F _____
I _____ C _____

Variety of independent & partner/group activities

Appropriate skill-level for 2nd grade

©Lucky Little Learners 2022

RESTAURANT DECOR




Decoration Ideas

Transform your classroom with these simple & cheap decorations!

Decoration	Tips & Ideas
Red checked plastic tablecloths	Cover tables with these to make it seem like sitting a restaurant!
Open and closed sign	Hang on your door or window
Restaurant name poster or slide	Hang this up on your bulletin board or project on your screen
Chef hat and/or waiter apron, nametag	Wear a chef hat or apron for the day and a waiter nametag
String lights	Add to the restaurant hanging these up also
Plastic vases and fake flowers, battery powered candles	Set in the middle of tables
Empty or sealed salt and pepper shakers	Set on tables
Serving trays and bowls	Serve your students from these trays, place manipulatives in bowls
Restaurant menus	Ask local restaurant menus to use and clip to bookshelves
Large construction paper	Use as placemats
Paper food cut-outs	Hang from the ceiling, sides of desks, or tables
Empty unused pizza boxes	Use to hold materials and/or books
Plastic spoons	Tape to pencils for the day



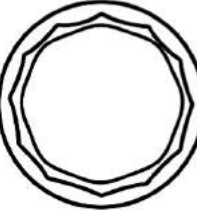
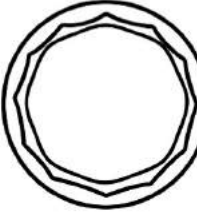
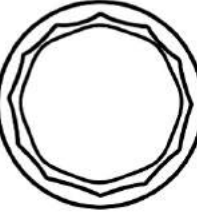
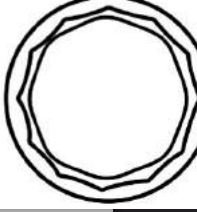
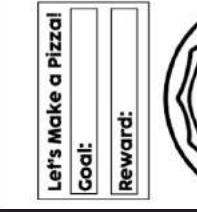
BEHAVIOR SYSTEM



Let's Make a Pizza! 

Goal: _____

Reward: _____

<p>Let's Make a Pizza!</p> <p>Goal: _____</p> <p>Reward: _____</p> 	<p>Let's Make a Pizza!</p> <p>Goal: _____</p> <p>Reward: _____</p> 	<p>Let's Make a Pizza!</p> <p>Goal: _____</p> <p>Reward: _____</p> 
<p>Let's Make a Pizza!</p> <p>Goal: _____</p> <p>Reward: _____</p> 	<p>Let's Make a Pizza!</p> <p>Goal: _____</p> <p>Reward: _____</p> 	

Let's Make a Pizza! 

Goal: _____

Reward: _____

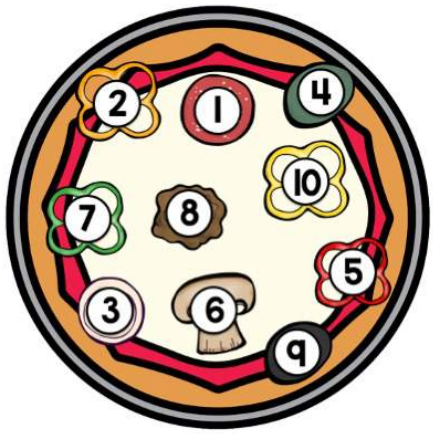
- How it Works**
1. The class starts with an empty pizza displayed on the board.
 2. Set a goal for the day.
 3. Set a reward for achieving the goal.
 4. The class works to achieve the goal.

DINER RULES

-  LISTEN TO THE ADULTS
-  NO DISRUPTIVE BEHAVIOR
-  CLEAN UP AFTER YOURSELF
-  BE KIND TO OTHERS
-  DO YOUR BEST WORK
-  HAVE FUN!

NOTE: Individuals can use a pen to mark positive behavior.

- Reward**
1. Extra
 2. Free
 3. Sit w
 4. Mov
 5. Gar



MATH ACTIVITIES




A What are the nouns in the sentence?
Paul and Maria went to the diner and sat at a table.

B What is the verb in the sentence?
The chef cooks yummy meals.

C What is the proper noun in the sentence?
Emily works at a restaurant every night.

D Write the missing punctuation.
What would you like to eat_



E Write the sentence using capitals correctly.
last monday i ate bread for dinner.

F Write the sentence using capitals correctly.
My friend leo owns a café called leo's place

G Write the sentence using commas correctly.
My plate has steak bread potatoes and beans on it.

H Write the date using a comma correctly.
June 6 2021

U It was fluffy p

W Write the underlined plural noun correctly.
The childs went out for brunch.

X Write the underlined verb correctly.
Dad drived his car to the diner.

TACO 'BOUT TIME

Directions: Help the taco shop get ready to open! Write the time shown on each clock so you know when to complete each step.

Cook the beans. Cook the meat. Chop a tomato.

Chop a pepper. Mix the salsa. Fry some tortillas.

Shred the lettuce. Grate the cheese. Cut an avocado.

Mix guacamole. Assemble tacos!

FOOD TRUCK FAIR

Name _____

Money each truck made during the two day fair:

2. $139 + 777 =$

3. $225 + 549 =$

5. $902 + 85 =$

6. $519 + 325 =$

8. $748 + 211 =$

Which food truck made the most money?

LUCKY LITTLE MENU

BURGER \$1.50

FRIES 75¢

HOT DOG \$1.10

WATER 95¢

..... 98¢

..... 95¢

MONEY MENU 3-PIECE PUZZLES

1. Use the menu to help piece together each puzzle.

2. Write the coins and dollar bills on the recording sheet.

4. 25¢

5. \$1.50

6. \$1.00

75¢

MONEY MENU 3-PIECE PUZZLE

Name _____

Directions: Write the coins and bills for each puzzle.

1	2	3
4	5	6
7	8	9
10	11	12
13	14	15
16	17	18

MATH CENTERS



ANCHO

BUILD YOUR OWN FRACTION PIZZA

1. Choose your crust, sauce, and cheese base.
2. Cut & glue your crust, sauce, and cheese base together.
3. Choose your toppings.
4. Cut & glue your toppings on top of your pizza.
5. Then cut your pizza into equal pieces.
6. Complete the writing page.

By _____
 My pizza _____
 A slice is _____
 I will share _____
 friend. I will give _____
 of the pizza to my friend.
 I chose these toppings because _____

5 What fraction is left? $\frac{6}{7}$ $\frac{8}{9}$

6 What fraction is left? $\frac{5}{6}$ $\frac{1}{4}$ $\frac{5}{8}$ $\frac{2}{7}$ $\frac{1}{3}$ $\frac{7}{9}$

7 What fraction is left? $\frac{3}{5}$ $\frac{4}{6}$

8 What fraction is left? $\frac{5}{6}$

9 What fraction is left? $\frac{2}{3}$

10 What fraction is left? $\frac{1}{2}$

11 What fraction is left? $\frac{3}{4}$

12 What fraction is left? $\frac{1}{3}$

PIZZA FRACTIONS CLIP THE FRACTION

I. Look at the pizza fraction. Clip the correct fraction.

II. Write the fraction on the recording sheet.

17	18	19	20
----	----	----	----

MATH COOK OFF

COOK

Get out a mixing bowl.

RULES

1. Each student will receive a math challenge to do the cooking.
2. Check your work. If it is correct, move on to the next step. If it is not correct, try that step again.
3. Continue until you get to the last step.
4. Remember: Chefs need to pay close attention to details in the recipe and in the math to get each step correct.

Write the number in form:

245

489

721

MATH COOKOFF

Directions: Complete each math challenge to do the cooking!

1	2	3	4	5
6	7	8	9	10
11	12	13	Draw a picture of what you cooked:	

LITERACY FUN



COOKING UP NOUNS

Directions: Each player chooses a color. Take turns. On your turn: choose a circle, read the word, and color the circle with your color. Try to get four in a row!



teaspoon	saucepan	kettle	oven mitt	sink	blender	peeler
spatula	casserole	rice cooker	grill	butter dish	toaster	gallon
timer	pie plate	chopsticks	salad spinner	teapot	measuring spoons	ladle
chopping board	grater	baking tray	apron	rolling pin	spices	cookie sheet
fork	napkin	cup	pan	pint	quart	scale
oven	microwave	bowl	stove	spoon	knife	whisk

Player 1:



Player 2:



COOKING UP VERBS

Directions: Each player chooses a color. Take turns. On your turn: choose a circle, read the word, and color the circle with your color. Try to get four in a row!



fold	poach	foss	zest	broil	mash	knead
serve	grill	barbeque	baste	butter dish	crush	beat
slice	steam	add	pinch	pour	stir	weigh
eat	steam	cook	cut	chop	grate	boil
sauté	mix	peel	whip	taste	roast	bake
break	melt	spread	fry	spoon	roll	layer

Player 1:



Player 2:



BOOK SUGGESTIONS FOR SETTING:

- [The Good Egg](#) by Jory John
- [The Smart Cookie](#) by Jory John
- [The Paper Crane](#) by Molly Bang
- [Carla's Sandwich](#) by Debbie Herman
- [Little Chef](#) by Matt Stone and Elizabeth Weilberg
- [Annie the Donut](#) by Laurie Keller
- [Pizza at Sally's](#) by Monica Wellington

HOW TO DO A BOOK TASTING:

1. Print a brochure for each student. There are options word list, or 5 books without a word list.
2. Put tablecloths over tables or groups of desks. Have 'table' with paper plates, napkins, forks, etc.
3. Set out bins of books for your students in the middle.
4. Each student chooses a book to review. They fill out brochure for each book.
5. Continue the book tasting until students complete their brochures.

1

TITLE: _____

SETTING: _____

CLUES FROM THE TEXT: _____

Draw a picture.

Setting Word Bank

drive-thru	bakery
kitchen	cafeteria
grocery store	outside
diner	market
restaurant	inside
cafe	afternoon
evening	fast food

BOOK TASTING

Sampling Settings

Taste Tester: _____

3

TITLE: _____

SETTING: _____

CLUES FROM THE TEXT: _____

Draw a picture.

4

TITLE: _____

SETTING: _____

CLUES FROM THE TEXT: _____

Draw a picture.

STEPS

1. _____ 3. _____

2. _____

RECIPE

From the kitchen of: _____

Ingredients:

RECIPE

From the kitchen of: _____

Ingredients:

HOW TO SET THE TABLE

Directions: Write the steps for setting the table.

STEP 1: _____

STEP 2: _____

STEP 3: _____

STEP 4: _____

HOW TO MAKE A TASTE TEST

Directions: Write the steps for making a taste test.

STEP 1: _____

STEP 2: _____

STEP 3: _____

STEP 4: _____

HOW TO SET THE TABLE

Directions: Write the steps for setting the table.

STEP 1: _____

STEP 2: _____

STEP 3: _____

STEP 4: _____

LAST, _____

LITERACY CENTERS



PROPER NOUN PAIRS

COMMON AND PROPER NOUN PUZZLES

I. Choose a numbered puzzle piece that says _____

13	14	15
16	17	18

1. restaurant
2. Texas
3. drive-thru
4. Joe's Pizzeria
5. cookie
6. Greg
7. Fast Food Freddy's
8. Stegosaurus
9. dinosaur
10. holiday
11. July
12. month
13. Neptune
14. planet
15. Neptune
16. drink
17. planet
18. Neptune

DESCRIBING DINER

Name _____

Write 3 adjectives for it: _____

Use it in a sentence: _____

Use it in a sentence: _____

Write 3 adjectives for it: _____

Use it in a sentence: _____

Use it in a sentence: _____

Use it in a sentence: _____


BINGO AT THE DINER

Directions: Write or draw something at the beach in each box. Have a partner call out their words and mark off the ones you have that are the same. Try to get 5 in a row!

BINGO AT THE DINER

Directions: Cut out the cards below and place in a bag or bowl. Draw them out one at a time and say the word. Students mark it on their bingo cards. Continue until someone gets 5 in a row and calls out "bingo!" for a challenge. Give clues to the words rather than saying the word. They could be clues to the meaning of the word (This is something salty, etc.) or phonics clues. (This word has three syllables, etc.)

READ ALOUD ACTIVITIES



PIZZA AT SALLY'S COMPREHENSION QUESTIONS

Why does Sally grow tomatoes in her garden?	What is Sally's job?	Where does Sally get the flour for?
What is another word for a pizza restaurant?	Where does the pizza cheese come from?	
How do people order pizza at Sally's?	What is the first thing Sally does when she makes pizza?	

PIZZA AT SALLY'S COMPREHENSION QUESTIONS

What does Sally do to the dough?	What goes on the top of the pizza?	How would you describe the smell at a pizzeria?
What do the customers do with the pizza?	What does Sally do after the customers are gone?	Who is Sally's helper in the story?
What real-life connections do you have to the story?	What do you learn about Sally in the story?	What do you think happens on the next day?

CHARACTER

Directions: Write about Sally's external and internal character traits.



SEQUENCING

Directions: Read each event. Cut and glue them in the correct order. Draw a picture for each event.

1	2	3
4	5	6

MAKING PIZZA

Draw and write about how you could make pizza like Sally does.

VERBS AT THE PIZZERIA

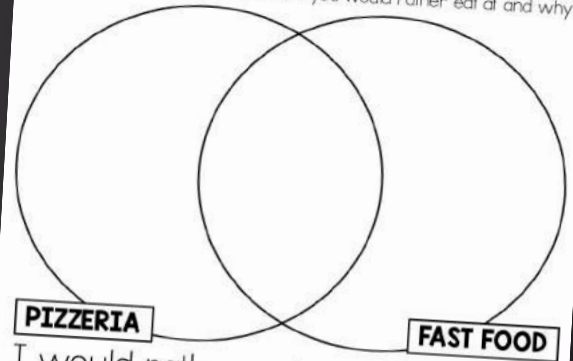
Directions: Find each verb in the word search.

M E S B B G X Q N U F R L S B
 I W O L J O P E N J U N R P E
 X S G P I P E W P I F C E R Q
 S T I U C D O N Q E A T L I T
 K I S N I U E U J K E A A N W
 N R I C O D T S N O O Z X K I
 V I M H G L S D L D Y C G L R
 A K M A Z O J U E I F M R E L
 P I E D X L E H F L C O O N C
 O E R M E A S U R E I E L Z H
 P N E S P U S H I V U V L Y O
 G R O W Z S C X Y C G X E G P
 C D S B B C S F O L D Y E R K
 B A K E H W C C V C P U L L O
 L B K N E A D U M R I S E Z U

- grow
- simmer
- fold
- bake
- enjoy
- punch
- sprinkle
- pull
- mix
- pound
- open
- relax
- stir
- push
- knead
- eat
- slide
- twirl
- pop
- deliver
- slice
- chop
- measure
- rise
- roll
- cut

WOULD YOU RATHER?

















Directions: Compare and contrast a pizzeria and a fast food place. Then write about which restaurant you would rather eat at and why.



I would rather eat _____
 because _____

BRAIN BREAKS



 Talk about your favorite meal and how to make it.	 Talk about the foods you dislike the most.	 Talk about a food you dislike.
 Talk about why healthy food is important.	 Talk about your favorite restaurant and why you like it.	 Talk about a food you can make and how to make it.
 Talk about what you usually eat for lunch.	 Talk about what you usually eat for dinner.	 Talk about a food you want to eat every day.
 Talk about your favorite utensil to eat with and why.	 Talk about a person you know who is a really good cook.	 Talk about the best food for a party.
 Talk about your favorite vegetable and how you cook it.	 Talk about the food that smells the best.	 Talk about something that you dislike about restaurants.
 Talk about what food you would be if you were a food.		

PIZZA VIDEOS

Each QR code links to a short informational & fun videos about pizzas.

A Learn How Pizza is Made



- A. Learn How to Make a Pizza- Highlights (2:26)
- B. Let's Make a Pizza- Kate's Classroom Field Trip (6:45)
- C. Pizza Party- Super Simple Songs (2:11)
- D. Pete the Cat and the Perfect Pizza Party- STEMHAX (4:50)
- E. Learn Fractions with Pizza- Learning Time Fun (5:14)
- F. The Secret History of Pizza- Epicurious (2:15)
- G. How Cheese is Made- Highlights (2:10)
- H. How to Draw a Pizza Shop- Art Hub for Kids (3:55)
- I. How to Draw a Pizza Shop- Kanga Roo (3:38)

A Learn How Pizza is Made



© Lucy L'Heuvel 2022


B Let's Make a Pizza



D "Pete the Cat and the Perfect Pizza Party"- Read Aloud



C Pizza Party Song



© Lucy L'Heuvel 2022

I "All I Eat is Pizza" song



© Lucy L'Heuvel 2022

K Blippi Pizza Party



© Lucy L'Heuvel 2022

J "Pizza Man Song"



© Lucy L'Heuvel 2022

L "Every Night is Pizza Night"- Read Aloud



© Lucy L'Heuvel 2022

E Learn Fractions with Pizza



© Lucy L'Heuvel 2022

F The Secret History of Pizza



© Lucy L'Heuvel 2022

G How Cheese is Made




H How to Draw a Pizza Shop



© Lucy L'Heuvel 2022

Weekly Email FREEBIES!

Grab a cup of coffee and take a few minutes with **our weekly newsletter** created just for teachers like you.



About Lucky Little Learners



Angie Olson has many years of classroom experience teaching grades kindergarten, first, and second grade. She earned her master's degree in mathematics and has presented for a variety of conferences at the national, state, and local levels. Over the years, Angie has employed teachers to help with Lucky Little Learners. She is proud of her talented team who strives to support the teaching community with her. Lucky Little Learners has created over 25,000 resources that are available in the All Access membership. Lucky Little Learners is also a top seller on Teachers Pay Teachers.