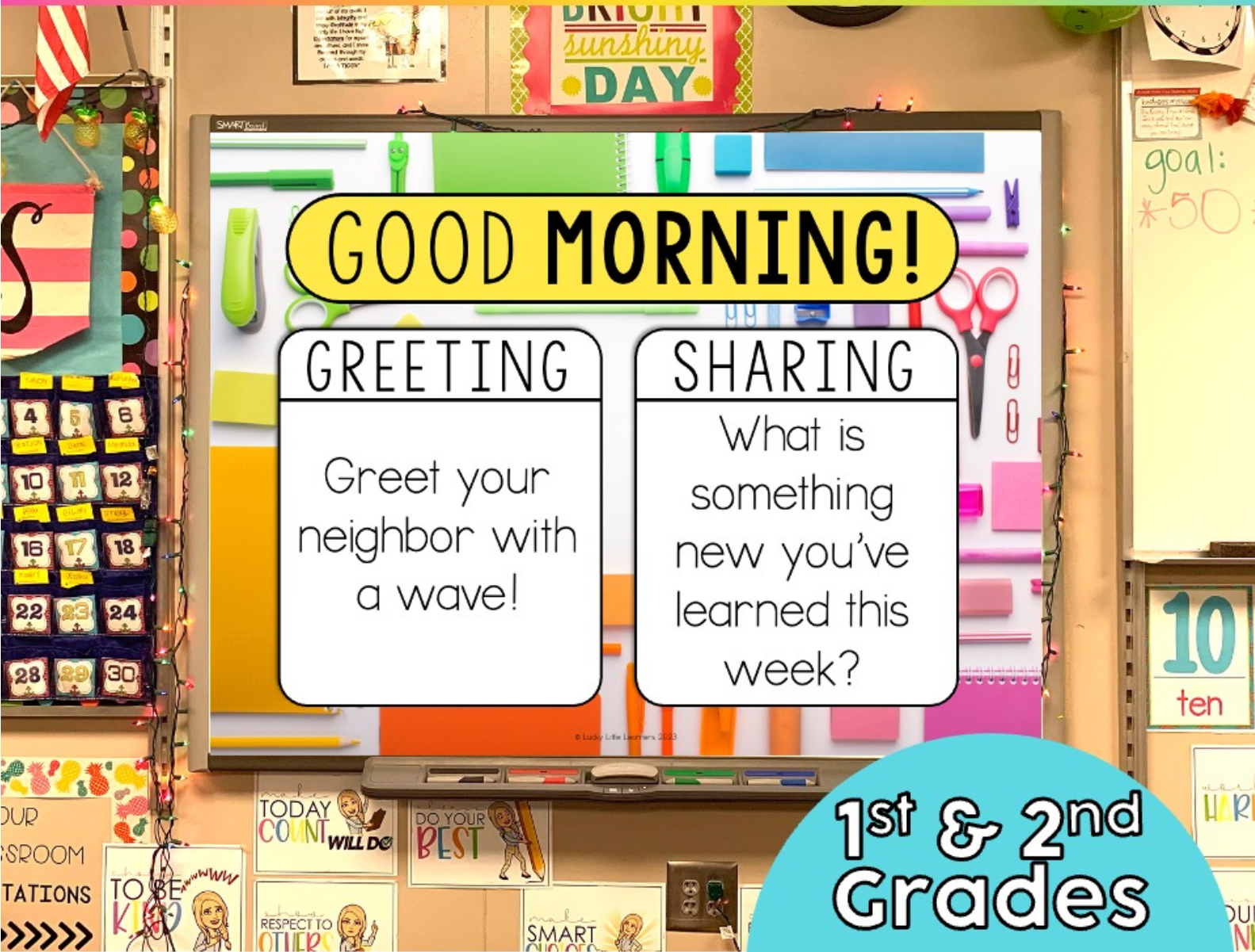


# MORNING MEETING DAILY SLIDES



© Lucky Little Learners

KEEP SCROLLING FOR A  
CLOSER LOOK!

# Why?

# Morning Meeting Slides

Morning meeting slides set a positive tone for the day, build a sense of community in the classroom, help establish routines, and promote social-emotional learning. These slides include daily greetings, sharing prompts, a mental warm-up, and activities that encourage student participation. Create a positive and supportive learning environment that fosters student engagement, growth, and success with these slides!

## Want to start the day on a good note?

These slides help set a positive tone for the day ahead.

This can help students feel more motivated, engaged, and ready to learn.

1

## Need to jump-start student focus?

This routine engages students in thinking from the start! This can help students stay focused and attentive during the day.

3

2

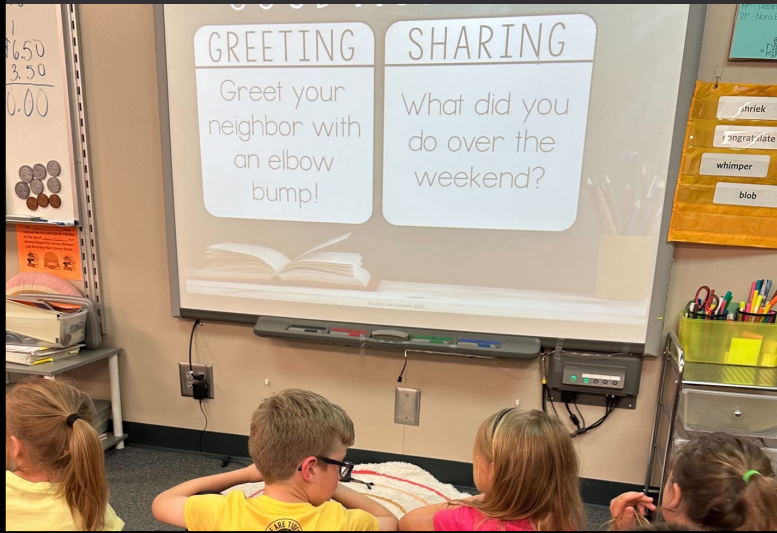
## Looking to build a sense of classroom community?

These slides encourage students to share their thoughts, feelings, and experiences with one another. This can help build a sense of community and connection in the classroom.

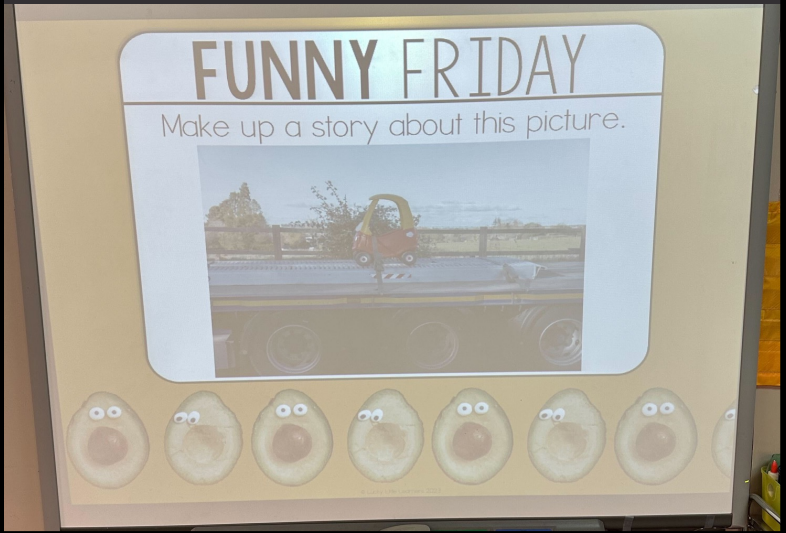


# PERFECT FOR...

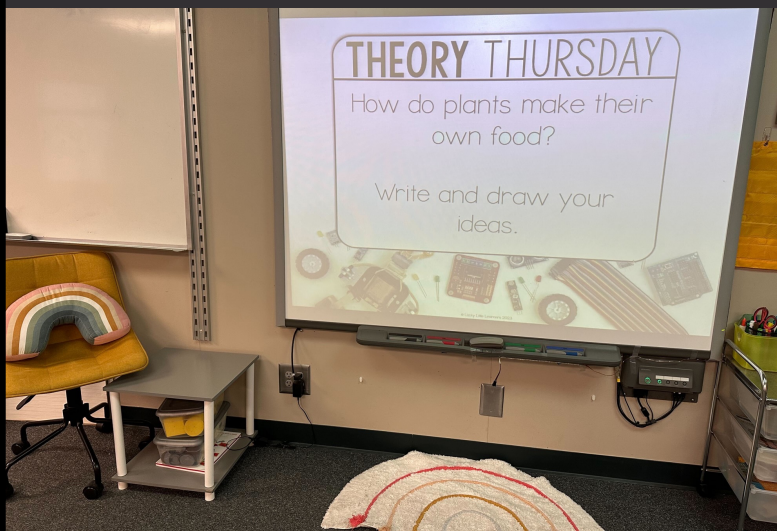
## Morning routine



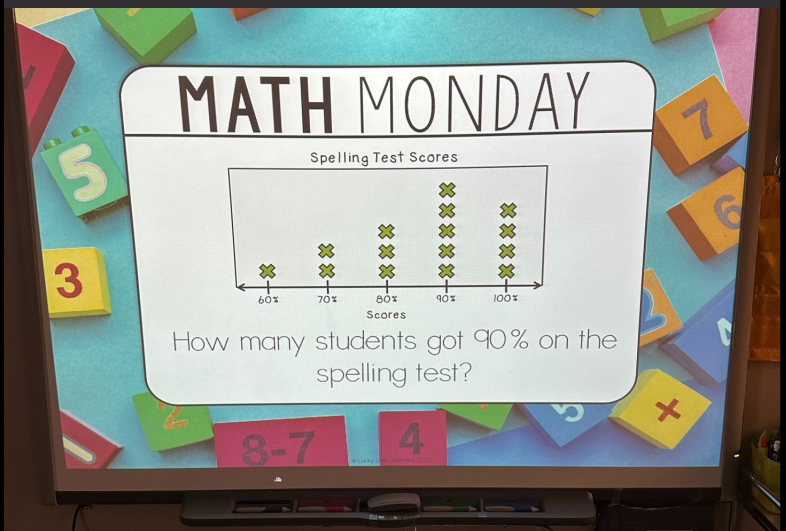
## Soft-start



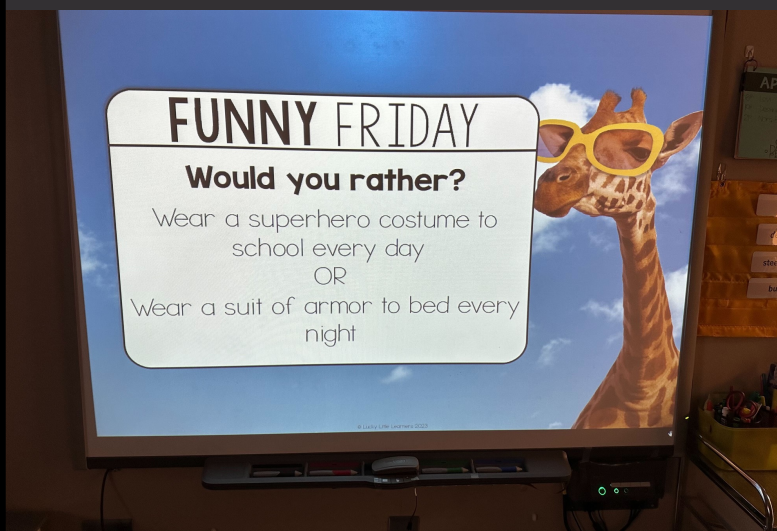
## Sharing circle




## Subject warm-up



## Building community

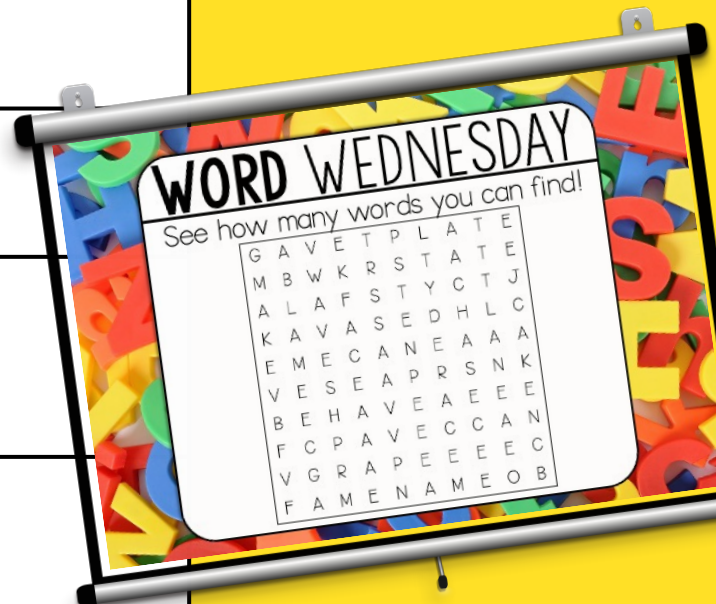
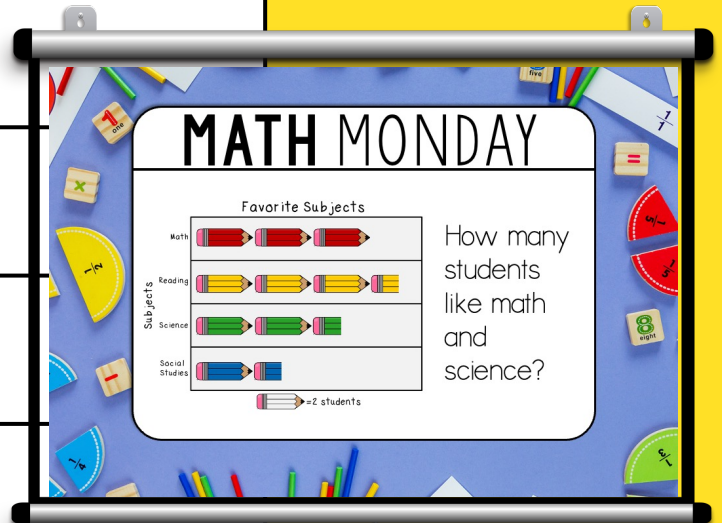


## Promoting social skills




# MORNING MEETING SLIDES

- 36 weeks of slides!
- Weekly greeting & sharing prompts
- Daily warm-up or activity
- Math Monday
- Task Tuesday
- Word Wednesday
- Theory Thursday
- Funny Friday
- Differentiation
- Incorporates 1<sup>st</sup> & 2<sup>nd</sup> grade skills
- Google Slides, PDF, & PowerPoint versions



# SLIDES CLOSE-UP



## TASK TUESDAY

Write an acrostic poem using your first name!

Example: **M**akes his friends laugh  
**A**sk to play video games  
**T**akes care of his sister  
**T**ells the truth

Interesting photo backgrounds

Balance of "just for fun" and academic activities

Titles for easy organization

1<sup>st</sup> & 2<sup>nd</sup> grade academic and social skills

Daily and weekly activities

## THEORY THURSDAY


Where does the sun go at night?

Write and draw your ideas.

Easy-to-read fonts

Variety of no-prep activities and prompts

# WEEKLY GREETINGS



Includes a welcome slide with a greeting and sharing prompt for each week of the school year!

**GOOD MORNING!**

<b>GREETING</b> Greet your neighbor with an animal sound.	<b>SHARING</b> When you play with friends, what do you like to do?
--	---

**GOOD MORNING!**

<b>GREETING</b> Greet your neighbor with a handshake!	<b>SHARING</b> What is your favorite part of the school day?
--	---

**GOOD MORNING!**

<b>GREETING</b> Greet your neighbor with an elbow bump!	<b>SHARING</b> What did you do over the weekend?
--	---

**GOOD MORNING!**

<b>GREETING</b> Greet your neighbor by saying their name!	<b>SHARING</b> What was the last book you read?
--	--

**GOOD MORNING!**

<b>GREETING</b> Greet your classmate by making a secret handshake!	<b>SHARING</b> What is your favorite game to play?
---	---

**GOOD MORNING!**

<b>GREETING</b> Make up a silly greeting to greet your neighbor!	
<b>SHARING</b> What is your favorite animal? Why?	

# MATH MONDAYS



Includes a Math Monday slide for each week of the school year with 1<sup>st</sup> and 2<sup>nd</sup> grade math skills.

### MATH MONDAY

What numbers are missing from these number lines?

$\leftarrow 0 \quad 1 \quad 2 \quad 4 \quad 5 \quad 6 \quad 7 \quad 9 \quad 10 \rightarrow$

$\leftarrow 11 \quad 13 \quad 14 \quad 16 \quad 17 \quad 18 \quad 19 \rightarrow$

### MATH MONDAY

Sort these numbers to tell if they are even or odd.  
45, 82, 91, 30, 58, 104, 247

even	odd

### MATH MONDAY

Complete the chart for the number 8.

<b>standard form</b>	
<b>word form</b>	
<b>picture</b>	

### MATH MONDAY

Write the value of the underlined digit in each number.

$\underline{7}32$   
 $82\underline{9}$   
 $4\underline{1}7$

### MATH MONDAY

Compare the pairs of numbers using the symbols  $>$ ,  $<$ , or  $=$ .

$3 \bigcirc 7$   
 $18 \bigcirc 15$   
 $25 \bigcirc 29$

### MATH MONDAY

Use the digits 2, 4, and 6 to make the largest 3-digit number you can. Write the number you make.

# TASK TUESDAYS



Includes a Task Tuesday slide for each week of the school year with various student activities.

**TASK TUESDAY**

Draw a picture of you and your family. Label each person with their name and age.

© Lucky Life Learners 2023

**TASK TUESDAY**

Write 3 important facts about you. Share them with a friend and listen to their facts!

**TASK TUESDAY**

What was the last book you read?  
Draw a new cover for the book.

**TASK TUESDAY**

Make a chart to show what respect looks like and sounds like.

Looks like	Sounds like

**TASK TUESDAY**

Draw a diagram listing six different traits of your favorite movie character.

\_\_\_\_\_

\_\_\_\_\_

\_\_\_\_\_






\_\_\_\_\_

\_\_\_\_\_

\_\_\_\_\_

**TASK TUESDAY**


Use the 5 senses to describe your favorite place.

--	--	--	--	--

© Lucky Life Learners 2023

# WORD WEDNESDAYS



Includes a Word Wednesday slide for each week of the school year with 1<sup>st</sup> and 2<sup>nd</sup> grade phonics skills.

**WORD WEDNESDAY**

Write down the names of 10 classmates. Sort them by the first sound in each name.

**WORD WEDNESDAY**

Use these letters to make as many words as you can.

**a c b h r s**

**WORD WEDNESDAY**

Use these letters to make as many words as you can.

**d h n o p t**







**WORD WEDNESDAY**

Read each word. Draw a picture to show you know the meaning.

<b>bit</b>	<b>shell</b>	<b>rabbit</b>
<b>fed</b>	<b>frog</b>	<b>basket</b>
<b>run</b>	<b>swim</b>	<b>magnet</b>

**WORD WEDNESDAY**

Write the missing letters for each word.


 __oth	 __ock	 __ant
 __ocks	 __obe	 __ag

**WORD WEDNESDAY**

Solve the riddle.

This word has 1 syllable.  
It starts with the digraph ch.  
It ends with the letter p.  
It rhymes with sip.

# THEORY THURSDAYS



Includes a Theory Thursday slide for each week of the school year with science questions to explore.

**THEORY THURSDAY**

How do you think fish breathe underwater?

Write and draw your ideas.

**THEORY THURSDAY**

How do you think airplanes fly?

Write and draw your ideas.

**THEORY THURSDAY**

How do you think a microwave works?

Write and draw your ideas.

**THEORY THURSDAY**

Why do we have different seasons?

Write and draw your ideas.

**THEORY THURSDAY**

Why do people have dreams when they sleep?


Write and draw your ideas.

**THEORY THURSDAY**

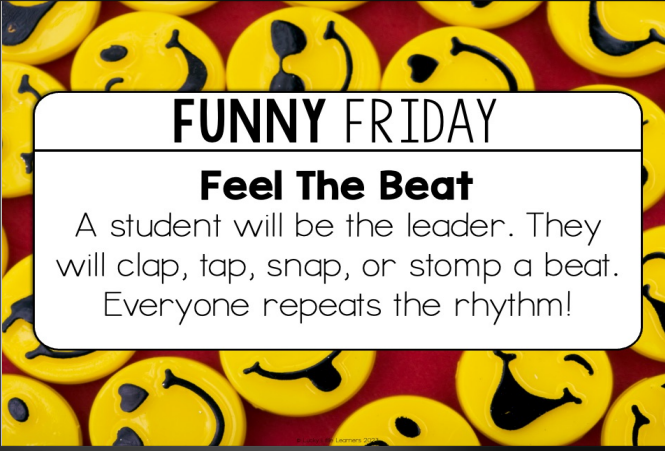
Why do some animals hibernate?

Write and draw your ideas.

# FUNNY FRIDAYS



Includes a Funny Friday slide for each week of the school year with fun prompts, activities, & riddles.



**FUNNY FRIDAY**

**Feel The Beat**

A student will be the leader. They will clap, tap, snap, or stomp a beat. Everyone repeats the rhythm!

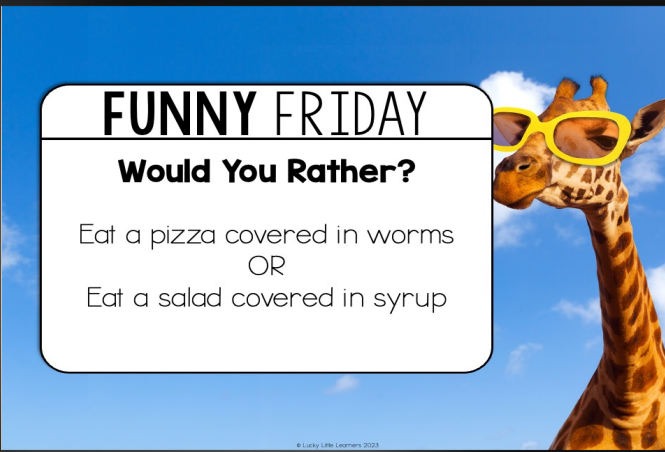


**FUNNY FRIDAY**

Make up a story about this picture.



© Lucky Life Learning 2023

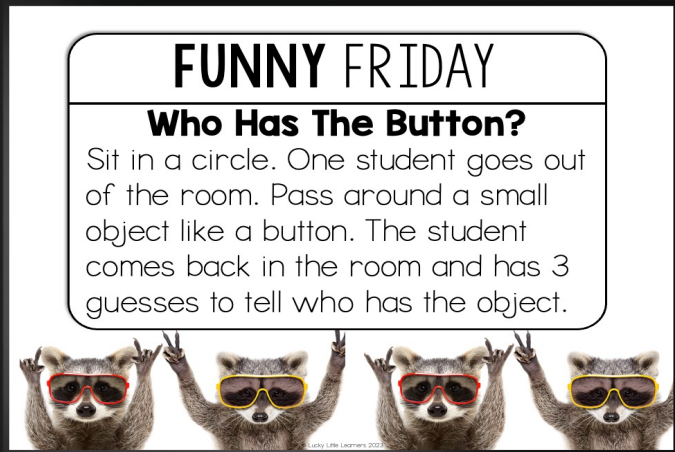


**FUNNY FRIDAY**

**Would You Rather?**

Eat a pizza covered in worms  
OR  
Eat a salad covered in syrup

© Lucky Life Learning 2023



**FUNNY FRIDAY**

**Who Has The Button?**

Sit in a circle. One student goes out of the room. Pass around a small object like a button. The student comes back in the room and has 3 guesses to tell who has the object.

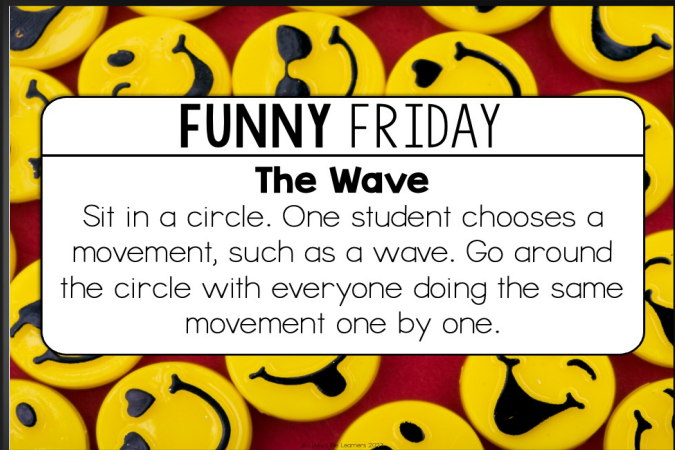
© Lucky Life Learning 2023



**FUNNY FRIDAY**

What has a face and hands but no arms or legs?

© Lucky Life Learning 2023



**FUNNY FRIDAY**


**The Wave**

Sit in a circle. One student chooses a movement, such as a wave. Go around the circle with everyone doing the same movement one by one.

© Lucky Life Learning 2023

# Weekly Email FREEBIES!

Grab a cup of coffee and take a few minutes with **our weekly newsletter** created just for teachers like you.



## About Lucky Little Learners



Angie Olson has many years of classroom experience teaching grades kindergarten, first, and second grade. She earned her master's degree in mathematics and has presented for a variety of conferences at the national, state, and local levels. Over the years, Angie has employed teachers to help with Lucky Little Learners. She is proud of her talented team who strives to support the teaching community with her. Lucky Little Learners has created over 25,000 resources that are available in the All Access membership. Lucky Little Learners is also a top seller on Teachers Pay Teachers.