

Why?

LEAP YEAR

ACTIVITY PACK

This pack of activities themed around leap day and leap year is perfect for a February 29th celebration! There are activities for every subject, so you can keep kids learning while also having fun.

Want a special celebration for this leap year?

Leap day only happens every four years! Make it a unique and memorable day for your class.

1

2

3

Looking for math, ELA, art, STEM, or morning work?


This pack includes options for each part of the school day! Use as many activities as you'd like.

Need activities that are no-prep or low-prep?

Most of the activities included are zero prep – just print and go! Don't waste hours scrolling Pinterest for ideas - we have it all here!



WHAT IS LEAP DAY?



This pack includes everything you need to teach your students about what leap day is, why we have leap years, the history of leap day, and fun activities to make the day memorable!



- ✓ Teaching Slides & Worksheet
 - ✓ Reading Passage & Questions
 - ✓ Read Aloud Ideas & Companion Worksheets
 - ✓ Leap Year Packet Cover & Placemat
 - ✓ Leap Day Time Capsule Template
- PLUS... fun activities for every subject to make it a themed day of learning!**

LEAP DAY SCHEDULE

Morning work	<ul style="list-style-type: none">• Leap Day Placemat• Leap Year Jokes Handwriting
Literacy Activities	<ul style="list-style-type: none">• Leap Day Reading Passage & Questions• Long E Vowel Teams Lilypad Sorting Center• Synonyms Leaping into Sports Center• Connect Four Long E Vowel Teams• EE and EA Crossword Puzzle• Read Aloud Ideas & Comprehension Worksheets<ul style="list-style-type: none">• Leap Day• Leopold's Long-Awaited Leap Year Birthday• Leap!• Shades of Meaning Leap Frog Craft
Brain Breaks	<ul style="list-style-type: none">• Math Hopscotch or Finger Facts Hop• Leap Frog Video
Math Activities	<ul style="list-style-type: none">• Leaping into Skip Counting Puzzles• The 29 Challenge – Ways to Make a Number• Color by Number – Leap Day Subtraction• Frog Pond Arrays Center• Leap Frog Measurement & Line Plot Graphing• Collecting Flies Telling Time Center• Jumping Animals Word Problems Walk the Room• Units of Time Toothy Task Card Game
Art, Science & Social Studies	<ul style="list-style-type: none">• History of Leap Day Slides & Questions• Leaping Lizards Reading Passage & Questions• Time Capsule• Agamograph Art Project
Writing	<ul style="list-style-type: none">• “The Best Way to Spend an Extra Day” Prompt• “Leap Day Birthday” Prompt• “Four Years From Now” Prompt• Calendar Change Spin a Story
Other	<ul style="list-style-type: none">• Leap Day Crown• Leap Day Decoration & Snack Ideas• Collaborative Leap Day Poster• Five Little Speckled Frogs Management• Packet Cover

ACTIVITY CLOSE-UP



Name _____

LEAP DAY

Fun activities focused on leap day

Balance of "just for fun" and academic activities



Leap Day keeps our seasons at the same time each year.

High quality images & kid-friendly fonts

Underline the text in the passage. Underline the text on your own next to each question.

Easy to understand directions

Answer keys included



Leap Day, February 29th, only happens every 4 years.

What is Leap Day?

Variety of independent & partner/group activities

yellow

Why are there usually 365 days in a year?

orange

Who started Leap Day?


Appropriate for 1st, 2nd, and 3rd grades.

LEAP DAY FUN





LEAP DAY CROWN OR HEADBAND

Directions: Color and cut out the picture below. Attach to a longer strip of paper and tape or staple so that it makes a crown/headband to wear during the fun day!



LEAP DAY CROWN OR HEADBAND

Directions: Color and cut out the picture below. Attach to a longer strip of paper and tape or staple so that it makes a crown/headband to wear during the fun day!



MATH ACTIVITIES



Name _____

THE 29 CHALLENGE

Directions: Make the number 29 in as many different ways as you can!

Addition ____ + ____ = ____	Word form _____	Tally marks _____
Ten frames 	Base ten blocks _____	Cubes _____
Expanded form ____ + ____ = ____	Standard form _____	Subtraction ____ - ____ = ____
Dice 	Minutes 	Money

TOOTHY

WHAT IS THE ANSWER?

FINGER FACTS HOP

Directions: Play with a partner. Place a token or game pawn on the number 1. Spin the spinner. Add the number you landed on to the number 1 and say the addition fact. Then, hop with your fingers to the number you landed on the spinner and place your token there. On your next turn, start at that number. The winner is the first player to land on 10 three times.

18	17
16	15
14	13
12	11
10	9
8	7
6	5
4	3
2	
1	

LEAPING INTO SKIP COUNTING

Teacher Directions: Print and laminate the puzzle. Then, cut out each of the 10 pieces below. Students will put them in order and write the skip count pattern on their recording sheet.

SKIP COUNTING BY 2

0 2 4 6 8 10 12 14 16 18

LEAPING INTO SKIP COUNTING

Directions: Cut out each of the 10 pieces below. Skip count to put the pieces in order. Glue them onto the puzzle recording mat and color the picture!

SKIP COUNTING BY 2S

14 8 0 16 10 18 2 12 4 6

<p>UNITS OF TIME</p> <p>_____ is how long something takes.</p>	<p>UNITS OF TIME</p> <p>What do we use to measure time?</p>
<p>UNITS OF TIME</p> <p>How many minutes are in an hour?</p>	<p>UNITS OF TIME</p> <p>How many seconds are in a minute?</p>

Name _____

LEAP DAY SUBTRACTION

Directions: Solve each subtraction problem! Then, color the picture using the code.

54-25=	18-14=	98-69=	25-21=	38-9=	39-35=
97-67	78-48=	89-59=	54-23=	76-46	53-23
51-21=	74-46	74-43	47-19	69-39=	
68-38	85-54	71-40=	47-16	85-55	
56-25	75-44	69-38=	58-27	87-56	62-31
63-32	94-63	24-12	93-66	62-32	
80-50=	74-44	80-49=	57-26	38-7	63-32=
47-43=	87-58=	82-78=	73-44=	96-92=	100-71=

purple	= 29
blue	= 30
green	= 31
yellow	= 12
pink	= 4
white	= 28

MATH ACTIVITIES



ARRAYS FROG POND

1. Set out a pond mat.
2. Choose a task card.
3. Build the array using the tiles shown on the card.
4. Draw each array on your recording sheet.
5. Write the total amount in each array.

Name _____

total amount in each array	4
	8
	12

1 3 rows of 4

2 4 rows of 2

3 1 row of 6

4 2 rows of 5

5 5 rows of 1

6 6 rows of 3

JUMPING ANIMALS

Teacher directions: Print the eight task cards (2 pages). Cut them apart and place them around the room where students can easily view them. Students will walk the room with a partner and solve each word problem on their recording sheet.

JUMPING ANIMALS

Teacher directions: Print the eight task cards (2 pages). Cut them apart where students can easily view them. Students will walk the room with a partner and solve each word problem on their recording sheet.

The kangaroo jumped 25 feet and then 17 more feet. How far did the kangaroo jump?

A kangaroo can leap 25 feet in one jump!

The impala antelope jumped 31 feet in one jump. Later, it jumped 18 feet. How many more feet did it jump the first time?

Some antelope can jump 10 feet high and 33 feet across in one jump!

The mouse jumped 15 feet up and 79 feet to the right. How many more feet did it jump to get to the top of the cliff?

I saw a cat jump 28 feet. How many more feet did it jump on this week?

The goats jumped on 43 cliffs this week. Last week, they jumped on 29 cliffs. How many more cliffs did they jump on this week?

Mountain goats jump from cliff to rocky cliff!

JUMPING ANIMALS

Directions: Work with a partner to find each animal's task card around the classroom. Read the animal fact and word problem together and solve on your recording sheet. Show your thinking in the open space.

_____ = _____	_____ = _____
_____ = _____	_____ = _____
_____ = _____	_____ = _____
_____ = _____	_____ = _____

LEAP FROG LINE PLOT

Directions: Make a plastic or origami frog jump 10 times. Measure how far the frog jumps each time with a measuring tape or ruler. Record the data in the table below. Then, create a line plot and answer the questions about the line plot & data.

FROG JUMP 1	FROG JUMP 2	FROG JUMP 3	FROG JUMP 4	FROG JUMP 5
FROG JUMP 6	FROG JUMP 7	FROG JUMP 8	FROG JUMP 9	FROG JUMP 10

X = _____

1. What was the farthest distance a frog jumped?
2. What distance did the most frogs jump?
3. What was the shortest distance a frog jumped?
4. What distance did the least amount of frogs jump?

TIME TO 5 MINUTES COLLECTING FLIES

1. Choose a frog clock and determine the time.
2. Find the fly clock that matches the frog clock and write it on your recording sheet.

Name _____

D				
H				
L				
P				
T				
X				

LITERACY ACTIVITIES



LONG E VOWEL TEAMS LILYPAD SORTING

1. Look at picture frog is

2. Put the correct vowel team on the lily pad for picture

ea ey ee y ie

LONG E VOWEL TEAMS LILYPAD SORTING

tea

LONG E VOWEL TEAMS LILYPAD SORTING

Name _____

Directions: Write the words from the frog cards in the row with the correct long e vowel team.

ee				
ea				
ie				
ey				
y				

ee

ea

SYNONYMS LEAPING INTO SPORTY SYNONYMS

Name _____

Directions: Write the two synonyms for each strip.

1		2	
3			
5			
7			
9			
11			

jumped jogged

bounced glad

great yelled

grinned close

1 She leaped to reach the net.

2 He dribbled the ball.

3 She ran down the field.

SYNONYMS LEAPING INTO SPORTY SYNONYMS

1. Look at the word in the box.

2. Place the card with the same meaning on the recording sheet.

3. Write the synonyms on the recording sheet.

jumped

She leaped to reach the net.

He did a good job in the game.

close threw great

leaped jumped

LEAP YEAR HANDWRITING

Warm up. Trace and write.

Leap Day

Trace it.

What is a frog's favorite music? Hip Hop!

What do toads say on leap day? Wart's New?

Practice it.

Check your work.

- I wrote capital letters.
- I wrote letters.
- I have spaces.
- I have punctuation.
- I read it aloud.

CONNECT 4: LONG E VOWEL TEAMS

Directions: Play this game with a partner. You each need your own color of counters or cubes.

On your turn, choose a spinner to spin and cover the picture that matches the word you landed on. If the word is already covered, you lose the turn. The first player to connect 4 in a row wins the game!

SPINNER 1: IE, EY, Y TEAMS

genie honey baby city cookie Jell

SPINNER 2: ee, ea TEAMS

tear peel read Jeep

EE AND EA CROSSWORD

Name _____

Directions: Look at the pictures at the bottom of the page and write the ee or ea word in the space.

Write the words in the correct places on the crossword puzzle. The first one has been done for you.

I know ee and ea words!


ACROSS →

3. 4. 6. 7. 8. 9.

DOWN ↓


1. 2. 5. 7.

READING ACTIVITIES



Name _____

LEAPING LIZARDS!




Lizards are reptiles which means they have scales, they are cold-blooded, and they breathe air. There are over 5,000 types of lizards, but only a few C Name _____ lizards!

One type of leaping lizard is _____ cannot really fly, but they can _____ to tree. They have flaps of skin _____ their bodies that act like parachute jumps. Another leaping lizard is Draco Lizards have colorful rib _____ from their body when they leap. control over their "wings," but Fl _____

Both types of lizards are inse _____ they eat ants and other insects. E _____ that help them camouflage in the lizards don't just hide from their can glide away from _____ them too!

A Flying Gecko has extra flaps of skin all over its body, which help it catch air and glide when it jumps. These lizards are sometimes called Parachute Geckos.




© Lucky Little Learners 2024

Name _____

LEAP DAY SUMMARY

Directions: Write & draw a summary of the story, *Leap Day*.



SOMEBODY Who is the main character?	
WANTED What did the character want?	
BUT What was the problem?	
SO How did the character try to solve the problem?	
THEN How did the story end?	

Name _____

LEAP DAY SUMMARY

Directions: Write a summary of the story, *Leap Day*.




SOMEBODY Who is the main character?	_____
WANTED What did the character want?	_____
BUT What was the problem?	_____
SO How did the character try to solve the problem?	_____
THEN How did the story _____	_____

Name _____

LEAP DAY SEQUENCING

Directions: Cut out the events from *Leopold's Long Awaited Leap Year Birthday*. Glue the events in order and draw each one.




1	2	3
_____	_____	_____
4	5	
_____	_____	

Name _____

LEAP!

Directions: Answer the questions below after reading the story, *Leap!*




What is the character's dream?	How do his friends react to his plan?
_____	_____
_____	_____

Name _____

LEAP DAY SEQUENCING

Directions: Write & draw events from the story *Leopold's Long Awaited Leap Year Birthday*. Make sure to write them in order.

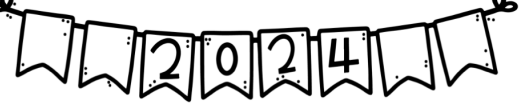



First,	Next,	Then,
_____	_____	_____
_____	_____	_____
After that,	Then,	In the end,
_____	_____	_____
_____	_____	_____

Leopold was bigger than the other one-year-old frogs. Leopold's take his doc

Leopold has his first official birthday party. Leopold's friend birthdays Leopold

© Lucky Little Learners 2024

LEAP YEAR

Name _____

© Lucky Little Learners 2024

OTHER ACTIVITIES



Decorations & Snacks


Turn Leap Day into a celebration with these ideas!

Decoration	Tips & Ideas
Blue plastic kiddie pool	Use this as a "frog pond." Tape paper lily pads to the bottom of the pool.
Frog stuffed animals or plastic frogs	Set these around the room for a "leap" atmosphere.
Paper plate lily pads	Create ahead of time and hang from the ceiling or display on a bulletin board.
Balloons	Green balloons or frog balloons are fun to have around the room.
Origami water lilies or frogs	Look up a YouTube video for origami to create with students or use for decorations.
Frog-themed party supplies	Frog eye headbands, paper plates, frog favors, etc.

Snack	Tips & Ideas

2024 LEAP DAY TIME CAPSULE

Name _____



MY FAVORITES

Book:	
Song:	
Subject:	
Animal:	
Color:	


MATH HOPSCOTCH

Directions: Create a large calculator on the floor using the number pages. The first tosses a beanbag or cube to a number on the calculator that on the ground. The player must then jump to different number to create an equation that equals one, then two, then three, and so on until they reach nine. If a player makes a mistake, either jumping on the wrong number, stepping on a line, or not using their feet correctly, then the player's turn comes to an end. The player take their turn again. Students jump on an odd number if they are jumping to even two feet.



LEAP YEAR AGAMOGRAPH

Directions: Color each image. Turn the paper over and number each strip from 1-8. Cut out the strips. Get a large piece of paper and glue the strips, alternating with the two different images. Fold the page accordion style.

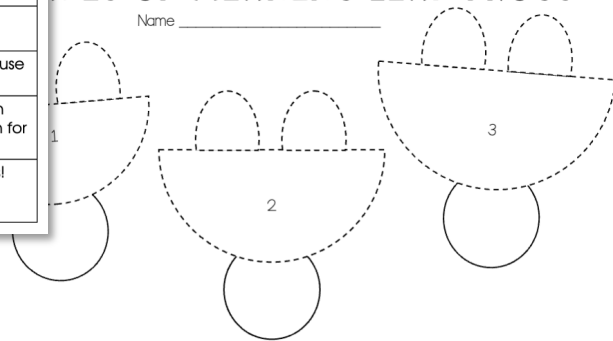


© Lucky Life Learners 2024

SELF PORTRAIT

SHAPES OF MEANING LEAP FROGS

Name _____



© Lucky Life Learners 2024

© Lucky Life Learners 2024

FIVE LITTLE SPECKLED FROGS

Goal:

Reward:

HOW IT WORKS


1. The class starts with displayed on the board.
2. Set a goal for total frogs sitting on the log.
3. Set a reward for achieved.
4. The class earns for the log for positive

NOTE: Individual behavior charts include a pencil to draw their frogs for positive


REWARD IDEA

1. Extra recess
2. Free Time
3. Sit with a Friend
4. Movie
5. Game


Frogs for positive behavior



FIVE LITTLE SPECKLED FROGS



© Lucky Life Learners 2024



© Lucky Life Learners 2024

Thank you for your purchase!

Terms of Use

©Lucky Little Learners, LLC 2013 By purchasing and/or downloading this electronic file, you agree to the terms of use stated below. For personal use/single classroom use only. No part of this document may be copied, sold or edited without the direct permission from the author. Violations are subject to the penalties of the Digital Millennium Act. To purchase additional sharing licenses, please visit my store. All contents of this document are under copyright protection including all text, graphics, content, and fonts. All graphics and fonts are also protected by copyright from their original author/artist. For any questions, you can contact us at customerservice@luckylittlelearners.com

About the Author

Angie Olson has many years of classroom experience teaching grades kindergarten, first, and second grade. She earned her master's degree in mathematics and has presented for a variety of conferences at the national, state, and local levels. Over the years, Angie has employed teachers to help with Lucky Little Learners. She is proud of her talented team who strives to support the teaching community with her. Lucky Little Learners has created over 400 resources and is one of the top primary sellers on Teachers Pay Teachers.



Let's Connect



Website

Facebook Page

Facebook Group

Instagram

Hey! Did you know that we help teachers by sending Sunday freebies and teacher tips?

Click the button below to get connected!

Email Freebies

