

# 2nd grade – Math, ELA, & more **EARLY FINISHER**

## ACTIVITY PACKETS BUNDLE

Name Hudson CVCE words

### I SPY THE SILENT E

Directions: Look at each picture and write the silent e word that matches.

 cake	 hive
 home	 mule
 cube	 flame
 kite	 tube
 tire	 cone
 tape	 robe

©Lucky Little Learners 2021

robe

NAME \_\_\_\_\_


























### CONVERSATION HEART ADDITION

Directions: Add up the numbers from the conversation hearts and write the total on the box.

Adding Multiple Digits

**Y UP** ng the at e cross

**BANK**  $\frac{1}{10}$   $\frac{1}{100}$   $\frac{1}{1000}$

	+		+		+		=	
	+		+		+		=	
	+		+		+		=	
	+		+		+		=	
	+		+		+		=	

NO PREP

OVER 200 PAGES!

© Lucky Little Learners

KEEP SCROLLING FOR A CLOSER  
LOOK AT THIS RESOURCE!

# Why?

# EARLY FINISHER PACKETS

These no-prep packets with engaging pages have fun & easy activities for early finishers! Each worksheet targets a math, ELA, science, social studies, art, or SEL skill.. This helps students review content in a fun way!

**Need no-prep early finisher activities?**

The worksheets can be printed & stapled into a packet. Students can keep it in their desks ready to go!

1

2

3

**Students not engaged in their work?**

Every page is exciting and engaging. The themes & activities keep students wanting more!

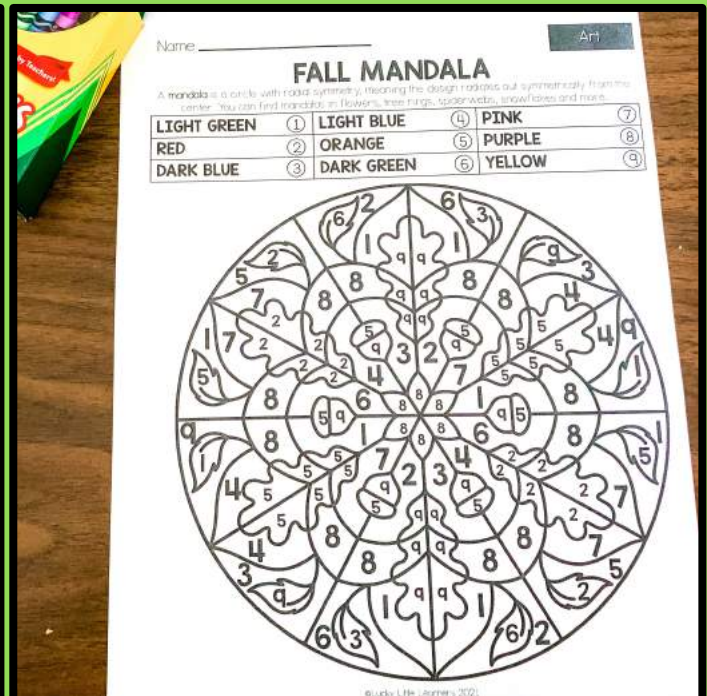
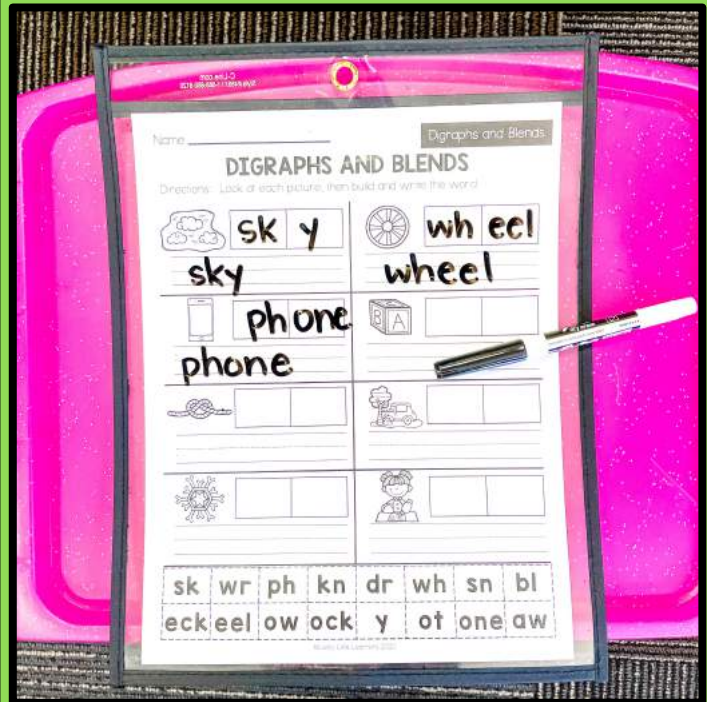
**Want students to work on something purposeful?**

Each worksheet targets a skill that aligns to important content. Students will be reviewing previously learned concepts..



# PERFECT FOR...

- ✓ Early / fast finishers
- ✓ Center activity
- ✓ Must-do or May-do
- ✓ Homework
- ✓ Self-start page
- ✓ Morning work
- ✓ Independent work
- ✓ Small group support
- ✓ Distance learning
- ✓ Review packets
- ✓ Fun Friday
- ✓ Rewards
- ✓ Partner work



Name \_\_\_\_\_

**Fractions**

## FRESH FRACTIONS

Directions: Color each fraction correctly.

$1/3 =$ WHITE	$1/2 =$ RED	$1/4 =$ BLUE	$1/6 =$ YELLOW
$2/3 =$ GREEN	$3/4 =$ PINK	$5/6 =$ PURPLE	

©Lucky Little Learners 2021

Skill focus listed on each page.

Mix of math, phonics, reading, grammar, writing, science, social studies, art, and character skills!

Name \_\_\_\_\_

**Science**

## Life Cycle Of A Sea Turtle

Directions: Write about what happens during each stage. Then cut, color, and glue the pictures to the correct boxes.

STAGE 1: EGGS

STAGE 2: CHICKEN

STAGE 3: ADULT

Name \_\_\_\_\_

**Irregular Plurals**

## PLURAL PICNIC

Directions: Using the clues below, solve the crossword by writing the correct plural noun.

**ACROSS**

- There are six \_\_\_\_\_ (woman) in the store.
- Do we have enough bread \_\_\_\_\_ (loaf)?
- She has two \_\_\_\_\_ (child).
- He jumped in a big pile of \_\_\_\_\_ (leaf).
- I saw a gaggle of \_\_\_\_\_ (goose) outside.
- I need shoes on my \_\_\_\_\_ (foot).

**DOWN**

- A group of \_\_\_\_\_ (wolf) is called a pack.
- I have eight \_\_\_\_\_ (scarf) in my drawer.
- How many \_\_\_\_\_ (mouse) were in the attic?
- We are inviting a lot of \_\_\_\_\_ (person).
- Did you see the family of \_\_\_\_\_ (deer)?
- You must brush your \_\_\_\_\_ (tooth).

ANSWER KEYS:

1. WOMEN  
2. LOAFS  
3. CHILDREN  
4. LEAVES  
5. GOOSES  
6. FEET  
7. DEER  
8. LER  
9. BAGS  
10. TEETH  
11. SHOES

©Lucky Little Learners 2021

Answer keys included for each page.

High quality clipart and kid-friendly fonts on every page.

# SUMMER PACKET AT A GLANCE

## SKILLS INCLUDED:

Past Tense Verbs	Counting Money	Logic
Nouns/Verbs/Adjectives	Bar Graphs	Pop Art
Irregular Plurals	Measurement	Mandala
Multisyllabic Words	Fractions	Grid Drawing
Similes	Partitioning Shapes	Social-Emotional
Subject-Verb Agreement	3D Shapes	Positivity
Synonyms/Antonyms	Addition to 1000	Kindness
Homophones	Subtraction to 1000	Bodies of Water
Diphthongs	Word Problems	Seven Continents
Author's Purpose	Telling Time to 5 Minutes	Wants vs. Needs
Main Idea	Place Value to 1000	Recycling
Reading Comprehension	Skip Counting	Life Cycle
Compare and Contrast	Place Value	Science
5 Finger Summary	Add/Subtract Fluency	Opinion Writing
Fiction Book Report	Ending Punctuation	Procedural Writing
Capitalization	Poetry	Narrative Writing
	Informative Writing	Writing




### CAMPING VERBS

Directions: Write the past tense of each verb in the boxes below. Then find the past tense of each verb in the word search.

eat	
swim	
camp	
row	
play	
sleep	
roast	
relax	
fish	
build	
carry	
hike	

Word search grid containing letters for the camping verbs.

Hint: Some of the verbs are regular (add -ed) and some are irregular!



### PARTS OF SPEECH REVIEW

Directions: Color the correct part of speech for each word.

<b>BUILD</b>  NOUN VERB ADJECTIVE	<b>BEACH</b>  NOUN VERB ADJECTIVE	<b>BROKEN</b>  NOUN VERB ADJECTIVE
<b>WET</b>  NOUN VERB ADJECTIVE	<b>EMPTY</b>  NOUN VERB ADJECTIVE	<b>PLANTING</b>  NOUN VERB ADJECTIVE
<b>SLEEPING</b>  NOUN VERB ADJECTIVE	<b>ROCKSTAR</b>  NOUN VERB ADJECTIVE	<b>SHARP</b>  NOUN VERB ADJECTIVE
<b>RUN</b>  NOUN VERB ADJECTIVE	<b>SLIPPERS</b>  NOUN VERB ADJECTIVE	<b>CLOUD</b>  NOUN VERB ADJECTIVE

### PLURAL PICNIC

Directions: Using the clues below, solve the crossword by writing the correct plural noun.

Crossword grid with illustrations of picnic items like sandwiches, juice, and fruit.

- |   |  |
|---|--|
| <b>ACROSS</b>                                     | <b>DOWN</b>                                  |
| 1. There are six _____ (woman) in the store.      | 1. A group of _____ (wolf) is called a pack. |
| 2. Do we have enough _____ ( loaf) of bread?      | 3. I have eight _____ (scarf) in my drawer.  |
| 4. She has two _____ (child).                     | 5. How many _____ (mouse) were in the attic? |
| 8. He _____ (jump) in a big pile of _____ (leaf). | 6. We are inviting a lot of _____ (person).  |
| 9. I saw a gaggle of _____ (goose) outside.       | 7. Did you see the family of _____ (deer)?   |
| 11. I need shoes on my _____ (foot).              | 10. You must brush your _____ (tooth).       |

### SWEET SYLLABLES



Directions: Read and cut out the words below. Glue each word under the correct syllable count.

<b>2 SYLLABLES</b>	<b>3 SYLLABLES</b>	<b>4 SYLLABLES</b>
HELICOPTER	DINOSAUR	MACARONI
DOCTOR	ALLIGATOR	BUILDING
BUTTERFLY	COOKIE	ELEPHANT
TIGER	COMPUTER	TELEVISION

### PLURAL PICNIC

Directions: Using the clues below, solve the crossword by writing the correct plural noun.

Crossword grid with illustrations of picnic items.

- |   |  |
|---|--|
| <b>ACROSS</b>                                     | <b>DOWN</b>                                  |
| 1. There are six _____ (woman) in the store.      | 1. A group of _____ (wolf) is called a pack. |
| 2. Do we have enough _____ ( loaf) of bread?      | 3. I have eight _____ (scarf) in my drawer.  |
| 4. She has two _____ (child).                     | 5. How many _____ (mouse) were in the attic? |
| 8. He _____ (jump) in a big pile of _____ (leaf). | 6. We are inviting a lot of _____ (person).  |
| 9. I saw a gaggle of _____ (goose) outside.       | 7. Did you see the family of _____ (deer)?   |
| 11. I need shoes on my _____ (foot).              | 10. You must brush your _____ (tooth).       |

### SIMILE SENTENCES

Directions: Fill in the similes using the correct adjective.

Simile sentences with a word bank: brave, sharp, sour, clean, hard, quiet.

- Directions: Using the clues, write your own simile. The first one is done for you.
- |  |             |              |             |             |              |
|--|-------------|--------------|-------------|-------------|--------------|
| <b>big</b>   | <b>wise</b> | <b>quick</b> | <b>cold</b> | <b>busy</b> | <b>light</b> |
| Jared saw a huge shark. He said the shark was as big as a bus. |             |              |             |             |              |
| Suse came in first place in the race. She was _____.           |             |              |             |             |              |
| We raked leaves for hours today. We were _____.                |             |              |             |             |              |
| The book is not heavy to carry. It is _____.                   |             |              |             |             |              |
| Danny was mean in school today. He was _____.                  |             |              |             |             |              |
| Mary won the spelling bee last year. She was _____.            |             |              |             |             |              |

### DIGGING FOR THE RIGHT VERB

Directions: Circle the correct answer and color the letters on the picture.

<b>LIGHT BLUE</b>	<b>DARK BLUE</b>	<b>RED</b>
1. We _____ to wear sunscreen at the beach. A. have B. has	4. Mom _____ us on my back. G. buys H. buy	7. Molly _____ for seashells on the shore. M. look N. looks
2. I am going to _____ a hole in the sand. C. digs D. dig	5. My brother _____ in the waves. K. dives L. dive	9. We _____ sandwiches for lunch. Q. eat R. ate
3. My family _____ happy today. E. is F. are	10. Mom _____ hat so she drinks some water. S. are T. is	
<b>YELLOW</b>		
11. Dad wants to _____ buy some ice-cream. U. buy V. bought		
<b>TAN</b>		
12. My family _____ a great day at the beach. W. have X. had		
13. We hope to _____ again soon. Y. visit Z. visits		

### SYNONYMS AND ANTONYMS REVIEW

Directions: Write whether each pair are synonyms or antonyms.

<b>old</b> <b>young</b>	<b>sour</b> <b>sweet</b>	<b>shout</b> <b>yell</b>
<b>happy</b> <b>glad</b>	<b>light</b> <b>heavy</b>	<b>hot</b> <b>warm</b>

Color the synonym for each underlined word below:

1. I ate the <u>big</u> apple.	large	small	yummy
2. The baby is <u>sleeping</u> .	playing	eating	napping
3. I threw a <u>rock</u> in the lake.	stick	stone	sock
4. She ran down the <u>street</u> .	sidewalk	hall	road

Color the antonym for each underlined word below:

5. The drink is <u>cold</u> .	freezing	hot	icy
6. The towel is <u>wet</u> .	damp	clean	dry
7. Your room is so <u>clean</u> !	messy	neat	tidy
8. The test was so <u>easy</u> !	simple	hard	fast

### HANDY HOMOPHONES

Directions: Use the words in the word bank to match each homophone. Draw a picture to show the meaning of each word!

<b>eight</b>	<b>ate</b>	<b>flour</b>
<b>high</b>	<b>blue</b>	
<b>write</b>	<b>one</b>	
<b>road</b>	<b>hair</b>	

**WORD BANK**

hi	blew	rode	won
hare	right	flower	ate

EXAMPLES OF ELA PAGES

Answer Keys Included

### PET STORE SHOPPING

Directions: Count the coins and write the price of each item.

Items: TOY BALL, FOOD BOWL, BED, CRATE, WHEEL, CAT TOY, CAGE, TANK, BONE.

Write 4 things you would buy at this pet store. Total cost: \_\_\_\_\_

### FUN IN THE SUMMER SUN

Directions: Use the bar graph to answer the questions below.



- How many voted in all? \_\_\_\_\_
- How many voted for swimming? \_\_\_\_\_
- How many more like swimming than video games? \_\_\_\_\_
- How many voted for traveling and camping? \_\_\_\_\_
- What is the least popular activity? \_\_\_\_\_
- Which two activities received the most votes? \_\_\_\_\_

### RULER OF THE GRILL

Directions: Write the length of each line in the table.

LINE	LENGTH
A	in
B	in
C	in
D	in
E	in

Directions: Color a line the length of each food item on the ruler.

6 in. \_\_\_\_\_

3 in. \_\_\_\_\_

9 in. \_\_\_\_\_

in. \_\_\_\_\_

### FRESH FRACTIONS

Directions: Color each fraction correctly.

1/3 = WHITE    1/2 = RED    1/4 = BLUE    1/6 = YELLOW

2/3 = GREEN    3/4 = PINK    5/6 = PURPLE

### POOL DAY MAZE

Directions: Solve each equation by the summer sun.

10 - 2 = 8

15 - 7 = 8

12 - 9 = 3

18 - 10 = 8

10 - 4 = 6

7 - 2 = 5

10 - 10 = 0

20 - 10 = 10

10 - 16 = -6

### SPLITTING SUITCASES

Directions: Help the airport workers fill the suitcases in the airplane by partitioning them into equal parts.

ROWS	COLUMNS	PARTITION
HORIZONTAL, RUNS SIDE-SIDE	VERTICAL, RUNS UP & DOWN	SEPARATE OR DIVIDE

MEANS: LOOKS LIKE: HOW MANY: 2 ROWS, 3 COLUMNS    3 COLUMNS    6 TOTAL

SUITCASE A: 3 ROWS, 3 COLUMNS    TOTAL: \_\_\_\_\_

SUITCASE B: 4 ROWS, 3 COLUMNS    TOTAL: \_\_\_\_\_

SUITCASE C: 2 ROWS, 4 COLUMNS    TOTAL: \_\_\_\_\_

SUITCASE D: 2 ROWS, 5 COLUMNS    TOTAL: \_\_\_\_\_

SUITCASE E: 3 ROWS, 6 COLUMNS    TOTAL: \_\_\_\_\_

SUITCASE F: 5 ROWS, 5 COLUMNS    TOTAL: \_\_\_\_\_

# EXAMPLES OF MATH PAGES

## Answer Keys Included

### SUMMER MYSTERY PICTURE

Directions: Identify shapes and color using the chart below.

CUBE = LIGHT BLUE	SPHERE = DARK BLUE	RECTANGULAR PRISM = TAN
PYRAMID = RED	CONE = BLACK	CYLINDER = WHITE

### AMAZING ADDITION

Directions: Solve the problems as you work your way through the maze.

362 + 259

618 + 157

549 + 376

115 + 330

201 + 185

277 + 463

534 + 349

512 + 153

463 + 129

225 + 475

### UNDERWATER WORD PROBLEMS

Directions: As you answer each word problem, complete the directed drawing step in the box at the bottom of the page.

There were 76 dolphins in a pod, but 28 of them swam away to hunt for food. How many dolphins are in the pod now?	A Great white Shark has 54 teeth in his mouth. He grew 19 more. How many teeth does the shark have now?	A turtle laid 33 eggs on the shore. 9 of the eggs washed away in the ocean. How many eggs are left on the shore?	There were 48 fish in a group. 35 more fish joined the group. How many fish are there now?	There were 52 shells at the bottom of the ocean. A diver took 23 shells home. How many shells are left in the ocean?
ANSWER:	ANSWER:	ANSWER:	ANSWER:	ANSWER:
STEP 1	STEP 2	STEP 3	STEP 4	STEP 5

Name \_\_\_\_\_ Art

### SANDCASTLE POP ART

Directions: Use bright, contrasting colors to fill in the shapes in the image below. Have fun with it!

©Lucky Life Learners 2021

Name \_\_\_\_\_ Art

### BEACH GRID DRAWING

Directions: Look closely at the picture below. Draw what you see in each square in large grid below. When you are done, color your artwork!

©Lucky Life Learners 2021

Name \_\_\_\_\_ Social-Emotional

### POSITIVE THINGS ABOUT ME

Directions: Write 2-3 things in each box about yourself!

THINGS I'M GOOD AT

I HAVE GREAT...

CHALLENGES I HAVE OVERCOME

I FEEL HAPPY WHEN...

I HELP OTHERS BY...

©Lucky Life Learners 2021

Name \_\_\_\_\_ Science

### Mammals

Directions: Read about mammals below and then complete the chart to determine if each animal is a mammal or not.

**Mammals are animals that have the following characteristics:**

Most mammals have fur or hair.	The babies are born alive, not from an egg.	The babies drink milk from their mother.	They are warm-blooded.
giraffe			
alligator			
dog			
cow			
parrot			

©Lucky Life Learners 2021

Name \_\_\_\_\_ Science

### I CAN MAKE A DIFFERENCE

By recycling, we are using materials from things we don't want to throw away. We can reuse things to make new things. Reducing means to create less waste. You can do this by using a lunchbox instead of a bag, turning off lights when you're not in a room, and using a reusable water bottle instead of a plastic one.

**REUSE**

2 ITEMS I CAN REUSE

**REDUCE**

1 WAY I CAN REDUCE WASTE

©Lucky Life Learners 2021

Name \_\_\_\_\_ Social Studies

### BODIES OF WATER

Directions: Match the images to the correct body of water name.

- STRAIT
- OCEAN
- LAKE
- GULF
- WATERFALL
- RIVER
- POND

©Lucky Life Learners 2021

**EXAMPLES OF  
ART, SCIENCE, &  
SOCIAL STUDIES  
PAGES**

Answer Keys  
Included

Name \_\_\_\_\_ Social Studies

### THE SEVEN CONTINENTS

Directions: Color the continents using the code. Color the oceans blue.

**Africa- yellow**  
**Antarctica- white**  
**Asia- green**  
**Australia- brown**  
**Europe- orange**  
**North America- red**  
**South America- purple**

©Lucky Life Learners 2021

Name \_\_\_\_\_ Science

### Life Cycle Of A Sea Turtle

Directions: Write about what happens during each stage. Then cut, color, and glue the pictures to the correct boxes.

STAGE 1: EGGS		
STAGE 2: HATCHLING		
STAGE 3: BABY		
STAGE 4: ADULT		

©Lucky Life Learners 2021

Name \_\_\_\_\_ Social Studies

### WANTS VS. NEEDS

Directions: Cut and glue the items below under wants or needs.

WANTS	NEEDS

WATER

PHONE

CLOTHES

VIDEO GAMES

LOVE

TOYS

HEALTHY FOOD

SPORTS

SHELTER

CANDY

©Lucky Life Learners 2021

# FALL PACKET AT A GLANCE

## SKILLS INCLUDED:

Consonant Blends/Diagraphs	Add/Subtract to 20	Science
Contractions	Balanced Equations	Social Studies
Summary of a Book	Groups of Ten	Art
Short vs. Long Vowels	Friends of Ten	Classroom Rules
ABC Order	Doubles Facts	Social-Emotional
Subject-Verb Agreement	Money	Character Traits
Subject/Predicate	Addition Count-On	Veterans Day
Silent E	Fact Families	Bodies of Water
Inflectional Endings	Hundreds Chart	Animal Habitats
1 <sup>st</sup> Grade Grammar	Number Lines	Bats
Nouns	Place Value to 100	Map Skills
Adjectives	Place Value to 1000	Punctuation
Verbs	Value of Digits	Commas
Common/Proper Nouns	Standard Form/Word Form	Capitalization
Plural Nouns	Expanded Form	Visualizing
Synonyms/Antonyms	Comparing 3-Digit Numbers	Asking/Answering Questions
Writing a Sentence	Ordering 2-Digit Numbers	Story Elements
Narrative Writing	Odd and Even	Monitor & Fix-Up
Ending Punctuation	Skip Counting by 2's	Simple Word Problems
How to Writing	Counting within 1000	Graphing
	Skip Counting by 5's, 10's, 100's	Time

Name \_\_\_\_\_ Subject and Predicate

### SERVING UP SENTENCES

Directions: Circle the subject and underline the predicate in each sentence.


- After school, my family ate at a taco truck.
- The tacos were so yummy! 
- My dad had a burrito with many toppings. 
- My mom had 2 quesadillas.
- I had 2 tacos with only cheese. 
- The chips & salsa were spicy!
- The chef makes guacamole. 
- A sombrero was on top of the truck.
- My favorite hot sauce was red. 
- Do you like nachos? 
- My family was very full. 
- Later, we got ice cream!








© Lucy Lee Learning 2021

Name \_\_\_\_\_ Nouns, Verbs, Adjectives

### GRAMMAR REVIEW

Directions: Color the picture according to the key below.



PERSON 	NOUNS 	PLACE 	ADJECTIVES 
THING 	ANIMAL 	VERBS 	

© Lucy Lee Learning 2021

Name \_\_\_\_\_ Procedural Writing

### HOW TO MAKE S'MORES

Directions: Write clear and detailed directions on how to make a s'more.

ITEMS YOU WILL NEED

--	--	--

First, \_\_\_\_\_

Next, \_\_\_\_\_

Then, \_\_\_\_\_











Last, \_\_\_\_\_

© Lucy Lee Learning 2021

Name \_\_\_\_\_ Proper Nouns

### COMMON AND PROPER NOUNS

Directions: For each picture, write one common noun and one proper noun. Remember: Proper nouns are specific names and are always capitalized!

	COMMON NOUN store		PROPER NOUN
	PROPER NOUN Walmart		COMMON NOUN
	COMMON NOUN tree		PROPER NOUN
	COMMON NOUN ship		PROPER NOUN
	COMMON NOUN boy		PROPER NOUN

© Lucy Lee Learning 2021

Name \_\_\_\_\_ Ending Punctuation

### SENTENCE PUNCTUATION

Directions: Add the correct punctuation point to each sentence. Cut out the sentences and glue them in the boxes.

I like to go to the park.

That joke was hilarious.

What time is the party?

Did you like the movie?

Teacher, please.

Where is the dog?

I have two brothers.

It's so hot out there.

Baseball is my favorite.

We can walk home.

Can you help me?

**?**

**!**

© Lucy Lee Learning 2021

Name \_\_\_\_\_ ABC ORDER

### SPORTS LINE-UP

Directions: Put these words in alphabetical order.

GOLF	1.
BASEBALL	2.
SOCCER	3.
FOOTBALL	4.
TENNIS	5.
BASKETBALL	6.
HOCKEY	7.
GYMNASTICS	8.
TRACK	9.
KARATE	10.

© Lucy Lee Learning 2021

**EXAMPLES OF ELA PAGES**

Answer Keys Included

Name \_\_\_\_\_ Making Predictions

### PREDICTIONS ABOUT PETS

Directions: Read the story and then write what you think happens next.

My dog, Andy, dug a huge hole by the fence! She saw a squirrel walking across the front yard, so she started barking and jumping.

What do you predict will happen next?

Our fish, Nemo, loves to swim in his tank. He swims to the top and bottom of the water. I drop of some food at the top of the water for him.

What do you predict will happen next?

Beth's hamster, Sammy, sleeps a lot during the night. In the morning she has lots of energy and needs to get some exercise before eating breakfast.

What do you predict will happen next?

Gus the cat had a long day of chasing his toys. He ate his dinner and had a full belly. Suddenly he was very sleepy.

What do you predict will happen next?

Johnny's pet frog was bright green. He enjoys hopping all over his cage. The frog saw a fly inside his cage buzzing around.

What do you predict will happen next?

© Lucy Lee Learning 2021

Name \_\_\_\_\_ Setting

### SUNFLOWER SETTINGS

Directions: Cut out the petals below and glue them on the correct sunflower.

**WHERE**

**WHEN**

**SETTING**  
The setting tells us when and where a story takes place.

AT THE PARK

IN THE EVENING

THE CLASSROOM

LUNCH-TIME

THE BEACH

IN THE MORNING

AT THE ZOO

AFTER SCHOOL

MY HOUSE









BEFORE BREAKFAST

© Lucy Lee Learning 2021

Name \_\_\_\_\_ Digraphs and Blends

### DIGRAPHS AND BLENDS

Directions: Look at each picture, then build and write the word.

sk wr ph kn dr wh sn bl  
eck eel ow ock y ee one aw

© Lucy Lee Learning 2021



Name \_\_\_\_\_ **Art**

## FALL MANDALA

A mandala is a circle with radial symmetry, meaning the design radiates out symmetrically from the center. You can find mandalas in flowers, tree rings, spiderwebs, snowflakes and more.

LIGHT GREEN	①	LIGHT BLUE	④	PINK	⑦
RED	②	ORANGE	⑤	PURPLE	⑧
DARK BLUE	③	DARK GREEN	⑥	YELLOW	⑨

Buddy Life Learning 2021

Name \_\_\_\_\_ **Science**

## ANIMAL HABITATS

Directions: Read the passage below. Cut and glue two animals to match each habitat.

Animals can live in many different habitats. A habitat is a place where an animal lives. It is the natural environment of the animal. The habitat provides food, shelter, and water for the animal. There are many different habitats around the world including: desert, grassland, ocean, arctic, rainforest, and wetland. Animals learn to adapt or survive in their habitat. There are different animals that live in each habitat.

DESERT	GRASSLAND	OCEAN
ARCTIC	RAINFOREST	WETLAND

Buddy Life Learning 2021

Name \_\_\_\_\_ **Social Studies**

## THANK YOU FOR YOUR SERVICE!

A veteran is a person who has served in the military or armed forces. Write a letter thanking a veteran below.

**AIR FORCE**   **ARMY**   **COAST GUARD**   **MARINES**   **NAVY**

**Dear Veteran,**

\_\_\_\_\_

\_\_\_\_\_

\_\_\_\_\_

\_\_\_\_\_

\_\_\_\_\_

**Sincerely,**

\_\_\_\_\_

Buddy Life Learning 2021

Name \_\_\_\_\_ **Science**

## FACTS ABOUT BATS

Directions: After researching bats, fill in the information that you learn.

**WORD BANK**

EYES  
THUMB  
WING  
EAR  
FINGERS  
BODY

**6 THINGS I LEARNED ABOUT BATS**

\_\_\_\_\_

\_\_\_\_\_

\_\_\_\_\_

\_\_\_\_\_

\_\_\_\_\_

\_\_\_\_\_

Buddy Life Learning 2021

Name \_\_\_\_\_ **Character**

## CHARACTER TRAITS: CARING

Directions: Write about each emotion below.

I can be caring at school.

\_\_\_\_\_

\_\_\_\_\_

I can be caring in my community.

\_\_\_\_\_

\_\_\_\_\_

Buddy Life Learning 2021

Name \_\_\_\_\_ **Social-Emotional**

## BAKING FEELINGS PIE

Directions: Write about each emotion below.

**ANGRY**   **PROUD**   **SAD**   **NERVOUS**

When have you felt angry?   What helps you calm down when you feel angry?

When have you felt proud?   How should you act when you feel proud? What should you not do?

When have you felt sad?   What helps you feel better when you are feeling sad?

When have you felt nervous?   What helps you overcome your nerves?

Buddy Life Learning 2021

Name \_\_\_\_\_ **Social Studies**

## PUMPKIN FAIR MAP

Directions: Using the map, answer the questions below.

**MAP KEY**

PARKING   PHOTOS   HAYRIDE TRAIL   FOOD TRUCKS   PARK

- Which direction do I go from the parking lot to eat? **CIRCLE ONE** NORTH EAST SOUTH WEST
- What does the hayride drive through? **CIRCLE ONE** CORN MAZE COURT LANTERN LANE
- Which street is south of the park? **CIRCLE ONE** CORN MAZE COURT LANTERN LANE
- The pumpkin patch is \_\_\_\_\_ of the food trucks.
- Which street corner has the parking garage?

Buddy Life Learning 2021

Name \_\_\_\_\_ **Social-Emotional**

## SPREAD S'MORE KINDNESS

Directions: Complete the kindness challenges below and color the heart when you finish each mission!

- Introduce yourself to someone new today!
- Say something nice to someone today.
- Play with someone new today.
- Give someone a compliment.
- Color a picture for someone today.
- Clean up without being asked.
- Write a nice letter to someone today.
- Smile at everybody you see.

**WHAT IS SOMETHING KIND SOMEONE DID FOR YOU LATELY?**

\_\_\_\_\_

\_\_\_\_\_

\_\_\_\_\_

Buddy Life Learning 2021

Name \_\_\_\_\_ **Art**

## VETERANS DAY ART

Directions: Color this Veterans Day picture in patriotic colors!

**"Veterans are a symbol of what makes our nation great, and we must never forget all they have done to ensure our freedom."**

**-Rodney Frelinghuysen**

Buddy Life Learning 2021

**EXAMPLES OF ART, SCIENCE, & SOCIAL STUDIES PAGES**

**Answer Keys Included**

# WINTER PACKET AT A GLANCE

## SKILLS INCLUDED:


Open/closed syllables	Sequencing	Expanded form
Hard/soft C and G	Fiction vs. Nonfiction	Comparing 3-digit numbers
CVCe and CVVC words	Asking/Answering Questions	Coins
Compound words	Main Idea/Details	Measurement
Contractions	Nonfiction text features	Graphing
Root words	informational writing	100s chart math (+1/10/100)
3-letter blends	Choice writing	Geometry
Common long vowel patterns	Narrative writing	Odd and even
Abbreviations	Punctuation	Number lines
Possessive nouns; apostrophes	Run-On Sentences	3 addends
Comparative endings	Add within 50	Add up to four 2-digit numbers
Verb tenses	Subtract within 50	States of Matter
Adjectives	Add within 100	Dental Health
Fairytales	Subtract within 100	My Family Traditions
Fables	Add within 1000	I Have a Dream
Summarizing	Word problems within 20	Snowflake Symmetry
Compare and contrast	Word problems within 100	Sweater Decorating
Complete Sentences	Add/sub within 100 - word problems	New Year, New Goals!
ABC order	Arrays with repeated addition	Circle of Control
		Character Traits: Responsibility

Name \_\_\_\_\_ **Fables**

### FIGURING OUT FABLES

Directions: Fables are fiction stories, usually with talking animal characters. Fables always have a moral or lesson within the story. Fill in the boxes below after reading a fable!

TITLE		
CHARACTERS	SETTING	
BEGINNING	MIDDLE	END
LESSON OR MORAL OF THE STORY		




Name \_\_\_\_\_ **Run-On Sentences**

### SWEET SENTENCES

Directions: Rewrite each run-on sentence using a conjunction from the box below.

and    but    or    so



- She baked cupcakes with her mom they were yummy.
- Mom wants to bake chocolate Mary wants vanilla.
- They couldn't agree they made both flavors.
- Should cupcakes cool first can they decorate now?
- Mom wants to save them give some to friends.

Name \_\_\_\_\_ **Sequencing**

### HOW TO MAKE A GINGERBREAD MAN

Directions: Cut and glue the steps in order. Write about each one.

STEP 1 Gather all of the ingredients.	STEP 2
STEP 3	STEP 4
STEP 5	STEP 6
STEP 7	STEP 8



Name \_\_\_\_\_ **Hard and Soft G/C**

### Sorting Sounds

Directions: Read the words in the boxes below and write them under the correct sound.

gingerbread	crown	cereal	cactus	germ	girl
city	globe	angel	cake	garbage	pencil

HARD C /k/	SOFT C /s/
_____	_____
_____	_____
_____	_____
HARD G /g/	SOFT G /j/
_____	_____
_____	_____
_____	_____

Name \_\_\_\_\_ **Contractions**

### REINDEER CONTRACTIONS

Directions: Write the words that make up the contractions below. At the bottom of the page, write the correct contraction!


don't	we're	it's	they're
_____	_____	_____	_____
_____	_____	_____	_____
_____	_____	_____	_____

not    they are    I would    we have

Name \_\_\_\_\_ **Root words**

### RIDING TO THE ROOT WORD

Directions: Write each root word and draw a picture to match.

WASHABLE ROOT WORD	PICTURE	REREAD ROOT WORD	PICTURE
UNFAIR ROOT WORD	PICTURE	CARELESS ROOT WORD	PICTURE
QUIETLY ROOT WORD	PICTURE	MISMATCH ROOT WORD	PICTURE
DISHONEST ROOT WORD	PICTURE	JOYFUL ROOT WORD	PICTURE
KINDNESS ROOT WORD	PICTURE		
PREHEAT ROOT WORD	PICTURE		

Name \_\_\_\_\_ **Abbreviations**

### COZY UP WITH A CROSSWORD

Directions: Using the abbreviations as clues and the words in the word bank, fill out the crossword puzzle.

**WORD BANK**


STREET	JUNIOR
AVENUE	DOCTOR
PLACE	MISTER
SUNDAY	INCH
FRIDAY	FEET
JANUARY	POUND
DECEMBER	

**DOWN**

- Jr.
- Jon.
- St.
- Mr.
- Sun.
- Pl.

**ACROSS**

- in.
- Fri.
- ft.
- Ave.
- Dec.
- lb.
- Dr.



Name \_\_\_\_\_ **ABC Order**

### ORDERING ORNAMENTS

Directions: Cut and glue the words below in ABC order.

1.	7.
2.	8.
3.	9.
4.	10.
5.	11.
6.	12.

REINDEER	PRESENTS	FIREPLACE
TREE	ELF	ORNAMENT
COOKIE	RUDOLPH	CHIMNEY
SANTA	STOCKING	STAR

Name \_\_\_\_\_ **Choice Writing**

### WINTER WRITING MENU

Directions: Choose writing prompts from the menu below. Have fun, Author!

<b>HOW-TO:</b> Write directions for how to make the best hot chocolate. 	<b>WOULD YOU RATHER?</b> Would you rather go ice skating or sledding? Why?  	<b>MAKE A LIST:</b> Make a list of everything you need to create the perfect snowman. 
<b>LABELS:</b> Draw a picture and label all the things you need to stay warm in winter.  	<b>FREE-WRITE:</b> Write anything about winter that you would like! Your writing can be fiction or non-fiction! 	<b>PERSONAL NARRATIVE:</b> What is your favorite family tradition in the wintertime? 
<b>OPINION:</b> It would be fun to live in a snowy place year round. Explain or why not? 	<b>WRITE A LETTER:</b> Write a letter to a friend about you winter break plans. 	<b>NONFICTION:</b> Research an arctic animal. Write a paragraph including facts. 

**EXAMPLES OF ELA PAGES**  
Answer Keys Included

Name \_\_\_\_\_ Addition to 50

### FESTIVE MATH FACTS

Directions: Use the code below to write and solve the addition facts.

= 16	= 32	= 10	= 12
= 24	= 21	= 35	= 15

+  
  
+ \_\_\_\_\_

+  
  
+ \_\_\_\_\_

+  
  
+ \_\_\_\_\_

+  
  
+ \_\_\_\_\_

+  
  
+ \_\_\_\_\_

+  
  
+ \_\_\_\_\_

+  
  
+ \_\_\_\_\_

+  
  
+ \_\_\_\_\_

+  
  
+ \_\_\_\_\_

©Lucky Life Learners 2021

Name \_\_\_\_\_ Subtraction From 50

### SECRET IMAGE SUBTRACTION

Directions: Solve the subtraction problems below and color the picture using the code!

WHITE	BLUE	LIGHT GREEN	DARK GREEN	BROWN
30-20=	36-24=	28-11=	38-11=	48-20=
25-10=	49-20=	12-7=	49-18=	11-5=
16-12=	18-9=	39-31=	25-14=	37-12=
45-21=	27-13=	48-12=	47-13=	14-7=
50-30=	35-5=	14-12=	22-1=	

10	12	29	24	14	30	4	9	12	10		
9	30	14	9	29	15	24	29	14	20	30	
14	15	30	29	10	8	5	4	14	12	14	29
12	29	30	10	11	34	20	30	9	15		
20	9	24	30	17	36	27	4	30	14		
29	14	4	5	21	11	2	15	29	12		
30	15	2	31	8	17	31	36	20	29		
9	10	27	17	34	21	2	11	24	14		
14	12	9	30	28	6	12	30	29	9		
10	15	24	4	7	25	15	20	4	10		

©Lucky Life Learners 2021

Name \_\_\_\_\_ Word Problems Within 20

### WISH LIST WORD PROBLEMS

Directions: Solve the word problems below.

- On Santa's list, he sees that 6 boys and 12 girls asked for a hoverboard. How many hoverboards will he need in all? ANSWER
- This year Santa saw that 8 children want dolls. He also saw that 5 children want stuffed animals. How many more dolls will he need? ANSWER
- Santa sees that the Boyle children are on the nice list. He wants to give each child 2 gifts. If there are 3 children, how many gifts will Santa bring? ANSWER
- The first page of Santa's list has 7 girls and 8 boys wishing for scooters. How many children are asking for a scooter? ANSWER
- There are 5 children on Santa's naughty list. The nice list has 9 children. How many more children are on the nice list? ANSWER
- Santa made his list and checked it twice. His list is 12 pages long. How many pages did Santa check? ANSWER

©Lucky Life Learners 2021

Name \_\_\_\_\_ Odd and Even

### EVEN AND ODD GIFTS

Directions: Help the reindeer sort the presents so they can load them into Santa's sleigh! Cut out the presents below and glue them next to the even bag or the odd bag of presents.

**EVEN**

**ODD**


84

22

93

71

68

87

53

74

11

39

46

56

65

12

90

45

©Lucky Life Learners 2021

Name \_\_\_\_\_ 3 Addends

### Holiday Lights Addition

Directions: Add up the numbers in each box to find the total.

15 + 5 + 2 =	9 + 3 + 8 =
15 + 6 + 8 =	25 + 4 + 8 =
16 + 3 + 9 =	28 + 10 + 5 =
10 + 2 + 7 =	17 + 5 + 7 =
31 + 4 + 5 =	28 + 2 + 20 =
7 + 8 + 5 =	10 + 10 + 10 =
7 + 2 + 1 =	9 + 1 + 22 =

©Lucky Life Learners 2021

Name \_\_\_\_\_ Addition to 100

### MARSHMALLOW MATH

Directions: Solve the math problems below and then glue the marshmallows under the correct cup of hot chocolate.

REGROUPING

NOT REGROUPING

42 + 39	53 + 11	79 + 16	16 + 70	55 + 37
14 + 83	58 + 25	22 + 33	26 + 64	35 + 41

©Lucky Life Learners 2021

Name \_\_\_\_\_ Geometry

### SHAPE SKI SLOPE

Directions: Using the word bank, label the shapes you find along the ski slope. HINT: You will not use all the words!

WORD BANK

STAR	SQUARE	HEART	DECAGON
OVAL	CIRCLE	DIAMOND	HEPTAGON
NONAGON	HEXAGON	RHOMBUS	OCTAGON
TRAPEZOID	RECTANGLE	PENTAGON	TRIANGLE

©Lucky Life Learners 2021

Name \_\_\_\_\_ Adding Multiple Digits

### CONVERSATION HEART ADDITION

Directions: Add up the numbers from the conversation hearts and write the total on the box.

25 + 25 + 25 + 25 =	TOTAL
32 + 51 + 47 + 18 =	TOTAL
65 + 12 + 53 + 75 =	TOTAL
90 + 28 + 10 + 46 =	TOTAL
53 + 14 + 29 + 85 =	TOTAL

©Lucky Life Learners 2021

Name \_\_\_\_\_ Repeated Addition

### BAKING UP ARRAYS

Directions: Draw the arrays of cookies to match the equation or write the equation to match the array!

$3 \cdot 3 \cdot 3 =$

$2 \cdot 2 \cdot 2 \cdot 2 =$

$9 \cdot 9 \cdot 9 =$

$7 \cdot 7 \cdot 7 \cdot 7 =$

$8 \cdot 8 =$

©Lucky Life Learners 2021

EXAMPLES OF MATH PAGES Answer Keys Included

Name \_\_\_\_\_ **Social-Emotional**

## CIRCLE OF CONTROL

Directions: We often get upset over things that are out of our control which means, we can't do anything about them. Let's sort what we can and cannot control.

the weather	being kind	my height	working hard	past mistakes
my thoughts	someone else's choices	homework	who loves me	being honest
how other's treat me	doing my chores	skin color	trying again	who likes me

©Lucky Life Learners 2021

Name \_\_\_\_\_ **Character**

## RESPONSIBILITY

Directions: Write and draw about how you show responsibility.

**RESPONSIBILITY:** doing the things you are expected to do and accept the consequences of your actions.

I can show responsibility at school.

I can show responsibility at home.

I can show responsibility in my community.

©Lucky Life Learners 2021

Name \_\_\_\_\_ **Art**

## SNOWFLAKE SYMMETRY

Directions: Try your best to draw the opposite side of each snowflake below using symmetry.

©Lucky Life Learners 2021

Name \_\_\_\_\_ **Social Studies**

## MY FAMILY TRADITIONS

Directions: Family traditions are things you do with your family year after year. It might be wearing matching pajamas or baking cookies with your grandmother. These do not have to revolve around a holiday. Draw and write about your favorite family traditions!

©Lucky Life Learners 2021

Name \_\_\_\_\_ **Social-Emotional**

## NEW YEAR, NEW GOALS!

Directions: Write about goals that you have for the new year.

PERSONAL GOAL	SOCIAL GOAL
---------------	-------------

©Lucky Life Learners 2021

Name \_\_\_\_\_ **Informational Writing**

## ARCTIC ANIMAL REPORT

Directions: Research and write about an Arctic animal.

NAME OF YOUR ANIMAL \_\_\_\_\_

KEY DESCRIPTION \_\_\_\_\_

FOOD \_\_\_\_\_

HABITAT \_\_\_\_\_

FUN FACT \_\_\_\_\_

PICTURE OF YOUR ANIMAL \_\_\_\_\_

©Lucky Life Learners 2021

**EXAMPLES OF ART, SCIENCE, & SOCIAL STUDIES PAGES**  
**Answer Keys Included**

Name \_\_\_\_\_ **Science**

## DENTAL HEALTH

Directions: Read about dental health below and then write and draw about what you learned!

### CAVITIES AND TOOTH CARE

It is important to keep your teeth clean, strong, and healthy. There are many different ways to take care of your teeth. Eating healthy foods like fruits and vegetables help to keep your teeth strong. Avoid foods and drinks with lots of sugar like candy, soda pop or juice. Brushing your teeth at least twice a day will help keep your teeth clean. It is also important to floss and rinse regularly so cavities don't form between your teeth. Children should visit the dentist one or two times a year for a check-up. The dentist will check for cavities and clean your teeth. This will help keep your teeth healthy. Keeping your teeth clean will help keep your body healthy!

<b>3 THINGS THAT ARE BAD FOR MY TEETH</b>	<b>2 THINGS THAT ARE GOOD FOR MY TEETH</b>
<b>I DENTAL HABIT I'M GOING TO START</b>	

©Lucky Life Learners 2021

Name \_\_\_\_\_ **Compare/Contrast**

## LET'S COMPARE PRESIDENTS!

Directions: Cut and paste the facts about the presidents in the correct box.

WASHINGTON      BOTH      LINCOLN

I was the 16 <sup>th</sup> president.	I was born on Feb. 12, 1809.	My wife's name is Martha.	I am on a money bill.
My job before I was president was a war hero.	I was the 1 <sup>st</sup> president.	I was born on Feb. 22, 1732.	My job before I was president was a lawyer.
I am on a coin.	My wife's name is Mary.	I helped the United States.	I showed courage.

©Lucky Life Learners 2021

Name \_\_\_\_\_ **Science**

## STATES OF MATTER

Directions: Cut out the items below and glue them under the correct state of matter.

<b>SOLID</b>	<b>LIQUID</b>	<b>GAS</b>

©Lucky Life Learners 2021

# SPRING PACKET AT A GLANCE

## SKILLS INCLUDED:

Silent Letters	Poetry	Money- Word Problems
R-Controlled Vowels	Author's Purpose	Time to 5 Minutes
Diphthongs	Compare & Contrast	Time- AM and PM
C-le Words	Point of View	Shapes
Two-Syllable Words with Long Vowels	Main Idea/Details	Partitioning Shapes (Fractions)
Multisyllabic Words	Inferences	Fractions
Linking Verbs	Moral of the Story/ Author's Message	Measurement Tools
Capitalization	Inquiry Writing	Measuring Lengths
Irregular Plurals	Research Report	Comparing Lengths
Irregular Verbs	Informational Writing	Estimating Lengths
Pronouns	Opinion Writing	Place Value
Subject-Verb Agreement	Mentally Add/Subtract 10 & 100	Science - Planets
Collective Nouns	Subtract with Regrouping	Science – Growing a Plant
Adverbs	Add Within 1000	Social Studies - States
Multiple Meaning Words	Subtract Within 1000	Social Studies – American Symbols
Prepositions	Multiplication Arrays	Art - Design
Shades of Meaning	Bar Graphs	Art - Symmetry
Connections Between Steps	Picture Graphs	SEL – Good Friends
Determining Importance	Line Plots	SEL – Feelings
Main Topic	Money-Coin Value	Character – Trustworthy

Name \_\_\_\_\_ **Silent Letters**

### SEARCHING FOR SILENT LETTERS

Directions: Write the word under each picture below. Then, highlight the silent letters.

**WORD BANK**  
ghost thumb muscle knight write  
sign gnome comb wrench

©Lucky Life Learners 2021

Name \_\_\_\_\_ **Diphthongs**

### DIPHTHONG CROSSWORD

Directions: Solve the puzzle below by looking at the pictures and writing each word in the correct boxes.

**DOWN:**  
1. 2. 3. 4. 5. 6. 7. 8.

**ACROSS:**  
1. 2. 3. 4. 5. 6. 7. 8.

©Lucky Life Learners 2021

Name \_\_\_\_\_ **Pronouns**

### PIZZERIA PRONOUNS

Directions: Rewrite the sentences below using a pronoun from the word bank.

**WORD BANK**  
we he  
she they

- Jackson and I went to eat pizza.
- Molly ordered a cheese pizza.
- Jackson went to the salad bar first.
- The chefs were cooking lots of pizzas.

Color the boxes that have pronouns.

PRONOUN PIZZERIA MENU		
we	mom	him
dad	they	brother
us	dog	he
car	she	pizza
it	cat	them

©Lucky Life Learners 2021

Name \_\_\_\_\_ **Determining Importance**

### DIGGING FOR DIAMOND DETAILS

Directions: Read the story below. Write the two most important details and why they are important.

#### Fishing Brothers

Owen is going fishing with his brother, Lucas. They are going to the pond near their house. Owen wants to catch 5 fish. Lucas wants to catch 8 fish. Dad will help them gather their materials to go fishing. Owen grabs the poles. Lucas gets the tackle box. Dad finds some bait. The boys walk to the pond and cast their poles into the water. They fish for about an hour. Owen was able to catch 4 fish and Lucas was able to catch 5 fish. They can't wait to tell dad all about their afternoon fishing. It was a fun day!

**IMPORTANT DETAIL #1**

**IMPORTANT DETAIL #2**

What makes these details important?

©Lucky Life Learners 2021

Name \_\_\_\_\_ **Consonant + LE**

### SOLVE AND SEARCH

Directions: Write the word for each picture below. Then, find the words in the word search.

©Lucky Life Learners 2021

Name \_\_\_\_\_ **Inferencing**

### USING WHAT I KNOW

Directions: Using the clues from the text and what you already know, make an inference about what the text isn't telling you.

Jake went down the slide and landed in mud.

What do you think happened before Jake went down the slide?  
Why do you think so?

2. Mary wore her swimsuit and packed her towel.

What do you think Mary is going to do today?  
Why do you think so?

3. John drives all day delivering packages and mail.

What do you think is John's job?  
Why do you think so?

4. John grabbed his coat, hat, and boots before going outside.

What do you think the weather is like outside?  
Why do you think so?

5. Sue bought balloons, candies and a cake for her friend.

What do you think will happen later?  
Why do you think so?

©Lucky Life Learners 2021

Name \_\_\_\_\_ **Research Writing**

### INSECT REPORT

Directions: Choose an insect to study and write about below.

#### ALL ABOUT \_\_\_\_\_

DIAGRAM OF MY INSECT

HABITAT

DIET

LIFE CYCLE

FUN FACTS

©Lucky Life Learners 2021

Name \_\_\_\_\_ **Opinion Writing**

### WHAT IS THE BEST SEASON?

Directions: Write about your favorite season. Is it winter, spring, summer, or fall? Why do you love this season? What kinds of things do you like to do during this season?

©Lucky Life Learners 2021

Name \_\_\_\_\_ **Open Syllables**

### DONUT DECODING

Directions: Cut and paste the syllable donuts to make a word. Color the open syllables. Hint: Open syllables are syllables that end in a vowel and closed syllables end in a consonant.

Example: mul sic

©Lucky Life Learners 2021

**EXAMPLES OF ELA PAGES Answer Keys Included**

### BUZZING THROUGH MATH FACTS

Directions: Use mental math to solve the problems in the picture. Color according to the code.

<b>BLUE: 0-100</b>	<b>WHITE: 201-300</b>	<b>YELLOW: 401-500</b>
<b>PINK: 101-200</b>	<b>GREEN: 301-400</b>	<b>BLACK: 501-600</b>

25+10, 44+10, 116, 75-10, 195, 182, 215, 140+100, 253+10, 398-100, 265, 105, 90, 85, 590, 138-100, 32+10, 49-10, 74, 495, 427, 149, 87, 329, 490, 463-10, 121, 167, 539, 441, 302+100, 234, 100, 299, 41, 488+10, 488+10, 428, 473, 171, 81+10, 15, 691, 342, 279+100, 42+10, 48-10, 36+10

### STRAWBERRY ARRAYS

Directions: Write each multiplication and repeated addition sentence to match the strawberry patch arrays.

ARRAY	MULTIPLICATION SENTENCE	ADDITION SENTENCE
	___ x ___ = ___	___ + ___ = ___
	___ x ___ = ___	___ + ___ = ___
	___ x ___ = ___	___ + ___ = ___
	___ x ___ = ___	___ + ___ = ___
	___ x ___ = ___	___ + ___ = ___
	___ x ___ = ___	___ + ___ = ___

### COUNTING CATERPILLARS

Directions: Add up the coin value of each caterpillar and write the total.

### WHAT TIME OF DAY?

Directions: Cut the schedule cards below and glue them in the correct category.

AM ACTIVITIES	PM ACTIVITIES
8:00 EAT BREAKFAST	7:30 PUT ON PAJAMAS
7:30 GET DRESSED	4:00 DO HOMEWORK
12:30 PLAY AT RECESS	7:00 WAKE UP
10:30 GYM CLASS	8:00 EAT DINNER
8:30 GO TO BED	12:00 EAT LUNCH
	8:30 LEAVE FOR SCHOOL
	9:00 SCHOOL STARTS

### RAINBOW REGROUPING

Directions: Solve the problem in each cloud. Compare the totals using <, >, and = in the box provided.

### SHAPE FOUR-SQUARE

Directions: Complete each of the four-square boxes below with the correct 3D shape attributes!

PICTURE	SHAPE NAME	PICTURE	SHAPE NAME
	# OF FACES		# OF VERTICES
	# OF VERTICES		# OF FACES
	# OF FACES		# OF VERTICES
	# OF VERTICES		# OF FACES

# EXAMPLES OF MATH PAGES

## Answer Keys Included

### PET SHOP MEASUREMENT

Directions: Measure each pet and record in the space provided.

bird	3 in.
rabbit	4 1/2 in.
fish	1 in.
hamster	2 in.
cat	5 in.
lizard	4 in.
turtle	2 1/2 in.
dog	6 in.

### VALUES AT THE HIVE

Directions: Use your knowledge about place value to solve the problems below.

493: What is the value of the 7?   
 What is the value of the 2?   
 What is the value of the 6?

762: What is the value of the 7?   
 What is the value of the 2?   
 What is the value of the 6?

375: What is the value of the 5?   
 What is the value of the 3?   
 What is the value of the 7?

### LUCKY LINE PLOT

Directions: A line plot is a graph that shows how often something occurs. Use the information in the grid below to create a line plot. Then, answer questions about the line plot.

**GOLD COINS COLLECTED**

5	15	9	6	14	7	5
15	7	16	12	5	14	15
9	14	5	15	14	16	8
5	15	14	7	9	15	6

**GOLD COINS COLLECTED**

- How many total people collected gold coins? \_\_\_\_\_
- How many people collected 7 coins? \_\_\_\_\_
- How many people collected 12 or more coins? \_\_\_\_\_
- What amount of coins did 1 person collect? \_\_\_\_\_
- Which amount of coins was most popular? \_\_\_\_\_


Name \_\_\_\_\_ Character

### TRUSTWORTHINESS


Directions: Write and draw about how you can be trustworthy.

**TRUSTWORTHINESS:** being honest, dependable, doing the right thing (even when no one is watching), and keeping your promises.


I can be trustworthy at school.



I can be trustworthy at home.



I can be trustworthy in my community.




©Lucky Life Learners 2021

Name \_\_\_\_\_ Social-Emotional

### GOOD FRIEND GARDEN

Directions: Write and draw about how you can be a good friend.





©Lucky Life Learners 2021

Name \_\_\_\_\_ Art

### SPRING SYMMETRY

Directions: Symmetry is when an object looks exactly the same on one side, as it does the other. Draw the other half of the butterfly to make it symmetrical. Color it when you are finished.







©Lucky Life Learners 2021

Name \_\_\_\_\_ Social Studies

### SYMBOLS OF AMERICA

Directions: Fill in the missing information for each American symbol.

AMERICAN SYMBOL	PICTURE	WHY IS IT IMPORTANT?
THE BALD EAGLE		
THE LIBERTY BELL		This statue stands as a symbol of friendship. It is standing in New York Bay. It represents freedom.
		The 13 stripes represent the original 13 colonies. The 50 stars represent the 50 states.

©Lucky Life Learners 2021

**EXAMPLES OF ART, SCIENCE, & SOCIAL STUDIES PAGES**

Answer Keys Included

Name \_\_\_\_\_ Social Studies

### MY GREAT STATE REPORT

Directions: Choose a state to study and fill in the report below.

STATE ABBREVIATION: \_\_\_\_\_ STATE: \_\_\_\_\_

STATE CAPITAL: \_\_\_\_\_

STATE NICKNAME: \_\_\_\_\_


STATE BIRD: \_\_\_\_\_ STATE FLOWER: \_\_\_\_\_ STATE FLAG: \_\_\_\_\_

state bird name: \_\_\_\_\_ state flower name: \_\_\_\_\_

STATE POPULATION: \_\_\_\_\_

LANDMARKS TO VISIT: \_\_\_\_\_

STATE MOTTO: \_\_\_\_\_



Color your state.

©Lucky Life Learners 2021


Name \_\_\_\_\_ Science

### GROWING A PLANT

Directions: Write the directions for growing a plant from a seed. Then, draw the 4 basic needs of every plant.

PLANT NEED #1

PLANT NEED #2



PLANT NEED #3

PLANT NEED #4


©Lucky Life Learners 2021

Name \_\_\_\_\_ Science

### ORDERING THE PLANETS

Directions: Use the poem below to remember the order of the planets in our solar system. Then, cut and glue the planets in the correct order.

**My Very Excellent Mother Just Served Us Nachos**



SUN


MERCURY SATURN VENUS EARTH  
JUPITER URANUS NEPTUNE MARS

©Lucky Life Learners 2021

Name \_\_\_\_\_ Art

### DESIGN AN EASTER EGG


Directions: Decorate this egg however you want. Make it reflect your personality and the things you like!

©Lucky Life Learners 2021

# Weekly Email FREEBIES!

Grab a cup of coffee and take a few minutes with **our weekly newsletter** created just for teachers like you.



**RESEARCH DRIVEN MUST-HAVES**

**SEASONAL FUN**

**VIRAL FAVES**

**DECOR & MORE**

**IN THIS CLASSROOM**

- WE ARE KIND
- WE ARE HELPFUL
- WE ARE IMPORTANT
- WE ARE...
- WE DON'T GIVE UP
- WE CAN DO HARD THINGS
- WE HAVE LOTS OF FUN

**FREE**

**IN THE LOOP**

- Community Idea: Conference Advice
- On The Blog: Growth Mindset Tips
- Featured Download: Goal Mountain
- Let's Get Social: [Bean Ghosts](#)
- Video Tip: [Growth Mindset Tips For Students](#)
- New & Hot In AA
- Sunday Funnies

Hey there and happy Sunday!

## About Lucky Little Learners



Angie Olson has many years of classroom experience teaching grades kindergarten, first, and second grade. She earned her master's degree in mathematics and has presented for a variety of conferences at the national, state, and local levels. Over the years, Angie has employed teachers to help with Lucky Little Learners. She is proud of her talented team who strives to support the teaching community with her. Lucky Little Learners has created over 25,000 resources that are available in the All Access membership. Lucky Little Learners is also a top seller on Teachers Pay Teachers.