

# EMERGENCY SUB PLANS

2nd Grade Google Slides™ lessons ready for you!

NO PREP...CLICK & GO!

**TODAY'S AGENDA**  
TEACHER NOTES

Type date here

→ Type a note from the teacher here.

DIRECTIONS	MATH	ELA
→ Complete all slides. → Turn in the slideshow on Google Classroom.	→ <a href="#">Doubles Video</a> → <a href="#">Doubles Skeleton Center</a> ♦ <a href="#">Counters &amp; Ten Frames</a>	→ Phonics ♦ <a href="#">Short O CVC words video</a> ♦ <a href="#">Short O phonics mat</a> → Spelling ♦ <a href="#">Roll It</a> → Reading ♦ <a href="#">Character lesson</a> ♦ <a href="#">Read aloud</a> ♦ <a href="#">Character organizer</a> → Grammar ♦ <a href="#">Punctuation center</a>
CHARACTER	ART	
→ <a href="#">Growth Mindset Passage</a>	→ <a href="#">Object Color Wheel</a>	

MacBook Pro

Let's take a look inside!

SCROLL DOWN



All the skills  
and activities  
planned out  
neatly  
for you!

## SUB PLANS OVERVIEW

DAY ONE		
Phonics	CVC- short A	Video Phonics Mat
Spelling	Review focus skill	Roll a Rainbow
Reading	Visualizing	Video lesson Read Aloud Video Graphic Organizer
Writing	How to Paragraph	How to Make a New Friend
Math	Addition to 18	Video Bus Puzzles Center with Digital Counters
Character	Braveness	I can be Brave passage
Art	Following Directions	Apple Directed Drawing

DAY TWO		
Phonics	CVC- short I	Video Phonics Mat
Spelling	Review focus skill	Creative Spelling
Reading	Asking Questions	Video lesson Read Aloud Video Graphic Organizer
Writing	Complete Sentences	Building Sentences Center
Math	Subtraction within 18	Video Pencil Puzzles Center with Digital Number Line
Character	Growth Mindset	Stick with Hard Tasks Passage
Science	Investigations	Snack Investigation Activity

©LUCKY LITTLE LEARNERS 2020

## SUB PLANS OVERVIEW

DAY THREE		
Phonics	CVC- short E	Video Phonics Mat
Spelling	Review focus skill	Build Cover Spell
Reading	Answering Questions	Video lesson Read Aloud Video Graphic Organizer
Writing	Narrative Writing	My Best Birthday
Math	Missing Addends	Video Crayons of Fun Center with Digital Part Part Whole Mat
Character	Kindness	Kindness Sort
Social Studies	Timelines	My Life Timeline

DAY FOUR		
Phonics	CVC- short O	Video Phonics Mat
Spelling	Review focus skill	Roll It
Reading	Characters	Video lesson Read Aloud Video Graphic Organizer
Grammar	Punctuation	Punctuation Center
Math	Doubles Facts	Video Skeleton Center with Digital Counters & Ten Frames
Character	Growth Mindset	Growth Mindset Passage
Art	Color Wheel	Object Color Wheel Activity

©LUCKY LITTLE LEARNERS 2020

## SUB PLANS OVERVIEW

DAY FIVE		
Phonics	CVC- short U	Video Phonics Mat
Spelling	Review focus skill	Spelling Toothsy
Reading	Setting	Video lesson Read Aloud Video Story Map Organizer
Writing	Narrative Writing	Narrative Writing Center
Math	Number Bonds	Video Pumpkin Number Bonds Center with Digital Number Bonds Mat & Cubes
Character	Positive Attitude	Positive Attitude Passage
Science	Seasons	Seasons Video & Activity

DAY SIX		
Phonics	Blends	Video Phonics Mat
Spelling	Review focus skill	Unique Spelling
Reading	Problem and Solution	Video lesson Read Aloud Video Graphic Organizer
Grammar	Capitalization	Chips & Salsa Capitalization Center
Math	Patterns	Video Next Three Shapes Center with Digital Pattern Blocks & Mat
Character	Grit	I Can Show Grit Passage
Social Studies	Communities	Types of Communities Activity

©LUCKY LITTLE LEARNERS 2020

## SUB PLANS OVERVIEW

DAY SEVEN		
Phonics	Digraphs	Video Phonics Mat
Spelling	Review focus skill	Rainbow Spelling
Reading	Story Elements	Video lesson Read Aloud Video Story Elements Activity
Writing	Opinion	Banana Splits Opinion Writing Center
Math	Counting to 100	Video Apple Numbers Center with Digital Before & After Mat
Character	Trying New Things	I Can Try New Things Passage
Art	Following Directions	Masked Self-Portrait Video & Drawing

DAY EIGHT		
Phonics	Long A- Silent E	Video Phonics Mat
Spelling	Review focus skill	Ghost Spelling
Reading	Predictions	Video lesson Read Aloud Video Predictions Center Activity
Grammar	Singular & Plural Nouns	Singular & Plural Nouns Center
Math	Place Value with Base Ten Blocks	Video Match Em' Up Center with Digital Base Ten Blocks & Mat
Character	Making Mistakes	Mistakes Help Me Learn Passage
Science	Habitats	Home Sweet Habitat Activity

©LUCKY LITTLE LEARNERS 2020

## SUB PLANS OVERVIEW

DAY NINE		
Phonics	Long I- Silent E	Video Phonics Mat
Spelling	Review focus skill	Ghost Spelling
Reading	Rhyming	Video lesson Read Aloud Video Rhymes Puzzle Card Center
Writing	Narrative	Read Aloud Video & Activity
Math	Number Words	Video Number Words Matching Center
Character	Problem Solving	I Am A Problem Solver Passage
Social Studies	Maps	Lucky Town Map Activity

DAY TEN		
Phonics	R-Controlled Vowels	Video Phonics Mat
Spelling	Review focus skill	Word Search
Reading	Main Idea	Video lesson Read Aloud Video Main Idea Organizer
Grammar	Verb Tenses	Verb Tenses Center
Math	Comparing Numbers	Video Let's Compare Numbers Center with Digital Base Ten Blocks & Mat
Character	Responsibility	Responsibility Sort
Art	Symmetry & Lines	Optical Illusion Heart

©LUCKY LITTLE LEARNERS 2020

# 2 WEEKS OF SUB PLANS

VIDEO TUTORIAL IS  
INCLUDED IN THIS RESOURCE

Made in  
Google Slides

Click the link to go to  
the video or activity

**TODAY'S AGENDA**  
TEACHER NOTES

Type date here

→ Type a note from the teacher here.

**DIRECTIONS**

- Complete all slides.
- Turn in the slideshow on Google Classroom.

**MATH**

- [Comparing Numbers Video](#)
- [Let's Compare Numbers center](#)
  - ◆ [Compare mat & base ten blocks](#)

**CHARACTER**

- [Responsibility sort](#)

**ART**

- [Optical illusion heart](#)

**ELA**

- Phonics
  - ◆ [R-controlled vowels video](#)
  - ◆ [ER phonics mat](#)
- Spelling
  - ◆ [Word Search](#)
- Reading
  - ◆ [Main Idea lesson](#)
  - ◆ [Read aloud](#)
  - ◆ [Main Idea organizer](#)
- Grammar
  - ◆ [Verb Tenses center](#)

All the work  
is prepped  
and done  
for you

100% editable  
to meet your  
students' needs

Could be  
used  
at home or  
in the  
classroom

# EXAMPLE OF ONE DAY

## 2nd Grade Virtual Learning Schedule


	<b>8:00</b>	Zoom - Morning Meeting
	<b>9:00</b>	ELA Lessons & Work
	<b>10:00</b>	Morning Break
	<b>11:00</b>	Finish ELA Work
	<b>12:00</b>	Lunch Break
	<b>1:00</b>	Math Lesson & Work
	<b>2:00</b>	Art

Optional and editable visual schedule






### TODAY'S AGENDA

TEACHER NOTES

Type date here



→ Type a note from the teacher here.

 <p><b>DIRECTIONS</b></p> <p>→ Complete all slides. → Turn in the slideshow on Google Classroom.</p>	 <p style="text-align: center; font-weight: bold;">MATH</p> <p>→ <a href="#">Place Value Video</a> → <a href="#">Match Em' Up</a></p> <ul style="list-style-type: none"> <li>◆ <a href="#">Hundreds, Tens, Ones mat</a></li> </ul>	 <p style="text-align: center; font-weight: bold;">ELA</p> <p>→ Phonics</p> <ul style="list-style-type: none"> <li>◆ <a href="#">Vowels Video</a></li> <li>◆ <a href="#">AME phonics mat</a></li> </ul> <p>→ Spelling</p> <ul style="list-style-type: none"> <li>◆ <a href="#">Ghost Spelling</a></li> </ul> <p>→ Reading</p> <ul style="list-style-type: none"> <li>◆ <a href="#">Predictions Lesson</a></li> <li>◆ <a href="#">Read aloud</a></li> <li>◆ <a href="#">Predictions Activity</a></li> </ul> <p>→ Grammar</p> <ul style="list-style-type: none"> <li>◆ <a href="#">Singular and Plural Nouns</a></li> </ul>
 <p style="text-align: center; font-weight: bold;">CHARACTER</p> <p>→ <a href="#">Mistakes help me learn passage</a></p>	 <p style="text-align: center; font-weight: bold;">SCIENCE</p> <p>→ <a href="#">Home Sweet Habitat</a></p>	

Each day has an agenda with links to everything

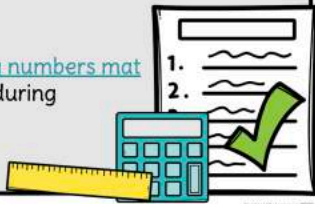
Everything is aligned to the standards & editable

# EXAMPLE OF ONE DAY

## MATH

1. Watch the video.
2. Complete the Let's Compare Numbers center. Type the number comparing sentences on the recording sheet.

Note: You can use the [comparing numbers mat](#) and [base ten blocks](#) to help you during math today.



The math section has a directions page followed by a video, digital manipulatives, & activity



Safe YouTube link

is greater than  
is less than  
is equal to

- ### GREATER, LESS, & EQUAL
- #### LET'S COMPARE NUMBERS
1. Choose a greater, less, or equal strip.
  2. Choose two numbers and place them in the correct spots on the strip.
  3. Write the number comparing sentence on the recording sheet.

GREATER, LESS, & EQUAL		COMPARE NUMBERS		Name
Write the greater, less, and equal to sentences after building them on your number strip.				Type here
here	Type here	Type here	Type here	Type here
here	Type here	Type here	Type here	Type here
Type here	Type here	Type here	Type here	Type here
Type here	Type here	Type here	Type here	Type here
Type here	Type here	Type here	Type here	Type here
Type here	Type here	Type here	Type here	Type here

# EXAMPLE OF ONE DAY

## PHONICS

1. Watch the phonics video.
2. Complete the phonics mat.



The phonics section has a directions page followed by a video and activity.

[Safe YouTube link](#)



Angle

ER

Read the passage three times. Then drag a yellow box the -er words in the passage.

### Garden

Tara decided to plant a garden filled with flowers and ferns that swerve through the yard and a perch for the birds. So, she went to the store and asked the clerk for a hammer and a lever and a wire cutter for the fence. The clerk gave her all of the tools but gave her a stern talk about being careful with the wire cutter. Tara nodded her head and then rushed home because she was super excited to get started on her garden!

1 2 3

Drag a circle on top each time you read the passage.

Type the -er words from the passage in alphabetical order.

1. Type
2. Type
3. Type
4. Type
5. Type
6. Type
7. Type
8. Type
9. Type
10. Type
11. Type

Drag a circle around the pictures that have -er in the word.



BONUS: Draw a picture of the story on a piece of paper.

©2013 LITTLE LEARNERS, INC.



# EXAMPLE OF ONE DAY

## READING

1. Watch the video.
2. Listen to the story.
3. While the story plays, listen for the main idea.
4. Complete the main idea & details organizer.



The reading section has a directions page, video lesson, read aloud, and activity

[Safe YouTube link](#)

A video thumbnail with a yellow scalloped border. It shows a cartoon boy thinking, with a thought bubble containing a sun. The text 'Main Idea' and 'UNDERSTAND' is visible. A play button icon is in the center.

Let's learn about finding the main idea!

[Safe YouTube link](#)

A video thumbnail with a yellow scalloped border. It shows a man sitting at a desk reading a book. A play button icon is in the center.

Listen for the main idea in this story.

**MAIN IDEA & DETAILS** Name: Type

Title: Type

Type

**MAIN IDEA**

Type      Type      Type

**DETAIL**      **DETAIL**      **DETAIL**

# EXAMPLE OF ONE DAY

## GRAMMAR

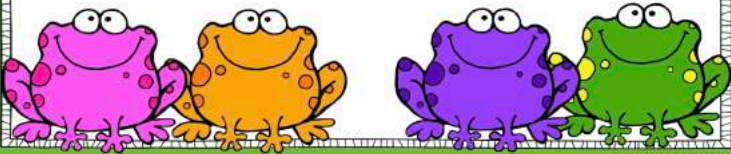
1. Complete the Frog Pond center on the next slides.



The final section in ELA is grammar & writing. These alternate every other day. These skills come with a direction sheet & activity.

### SINGULAR AND PLURAL NOUNS THE FROG POND

1. Choose a pond card.
2. Find the frog with the plural form of the noun on the pond.
3. Write the singular and plural form of each word on the the recording sheet.




### SINGULAR AND PLURAL NOUNS THE FROG POND

Name Type here

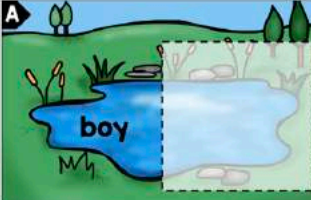
Directions: Write the singular and plural form of the noun on each pond card.

	SINGULAR	PLURAL		SINGULAR	PLURAL
<b>A</b>	Type here	Type here	<b>K</b>	Type here	Type here
<b>B</b>	Type here	Type here	<b>L</b>	Type here	Type here
<b>C</b>	Type here	Type here	<b>M</b>	Type here	Type here
<b>D</b>	Type here	Type here	<b>N</b>	Type here	Type here
<b>E</b>	Type here	Type here	<b>O</b>	Type here	Type here
<b>F</b>	Type here	Type here	<b>P</b>	Type here	Type here
<b>G</b>	Type here	Type here	<b>Q</b>	Type here	Type here
<b>H</b>	Type here	Type here	<b>R</b>	Type here	Type here
<b>I</b>	Type here	Type here	<b>S</b>	Type here	Type here
<b>J</b>	Type here	Type here	<b>T</b>	Type here	Type here




windows  
dogs  
tables  
worms  
plants  
colors  
bears  
hearts  
bows  
boys


**A**




**C**




**B**



**D**





blankets  
papers  
spoons  
chickens  
flowers  
books  
hats  
girls  
cars  
pencils

# EXAMPLE OF ONE DAY

## CHARACTER

1. Think about what it means to be RESPONSIBLE.
2. Complete the sort to show ways to be responsible.



The character section has a directions page & activity that focus on character education & social emotional learning

Not brushing your hair

Feeding your pet

Forgetting your backpack

Throw trash on the floor

Keeping my desk neat

Name Type here

THE ENCOURAGING CLASSROOM

### What is RESPONSIBILITY?

Directions: Read the examples on the sides of the page. Click, drag, and drop the examples into the correct column.

Responsible	NOT Responsible

★ BONUS: Make a list of more ways to show responsibility.

Type here

Leaving your towel on the floor

Bringing notes home

Watching your baby brother


Not finishing school work

Cleaning up your own messes

# EXAMPLE OF ONE DAY

## SOCIAL STUDIES


1. Watch the video to learn about a compass rose.
2. Use the compass rose on the Lucky Town Map to answer the questions.



Social studies, science, and art rotate each day. Here is an example of a social studies lesson.




[Safe YouTube link](#)





Name:            Date:           


### LUCKY TOWN MAP


Drag and drop the picture cards to answer the questions.


What is **north** of the  ?

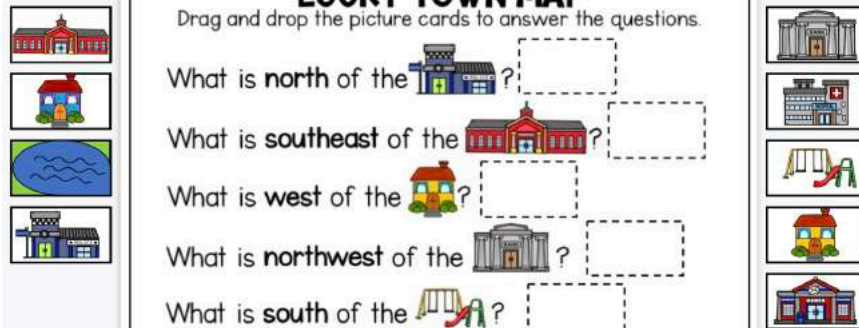
What is **southeast** of the  ?

What is **west** of the  ?

What is **northwest** of the  ?


What is **south** of the  ?

What is **east** of the  ?



# Weekly Email FREEBIES!

Grab a cup of coffee and take a few minutes with **our weekly newsletter** created just for teachers like you.



## About Lucky Little Learners



Angie Olson has many years of classroom experience teaching grades kindergarten, first, and second grade. She earned her master's degree in mathematics and has presented for a variety of conferences at the national, state, and local levels. Over the years, Angie has employed teachers to help with Lucky Little Learners. She is proud of her talented team who strives to support the teaching community with her. Lucky Little Learners has created over 25,000 resources that are available in the All Access membership. Lucky Little Learners is also a top seller on Teachers Pay Teachers.