

# COFFEE SHOP

## TRANSFORMATION

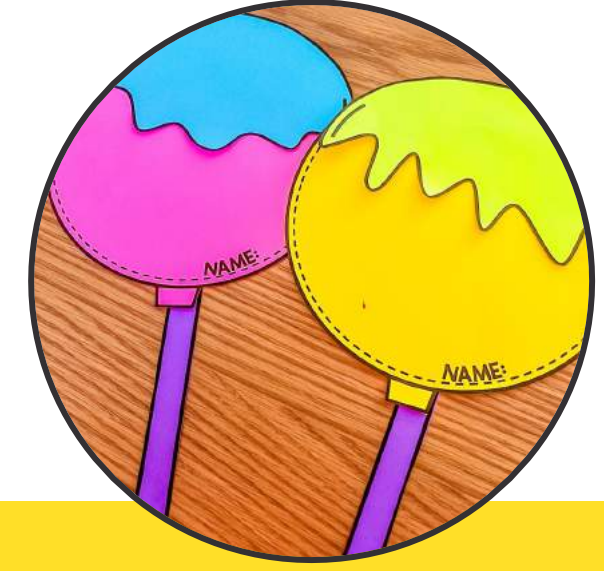



grades 1-2



# Why?

This COFFEE SHOP transformation pack includes a variety of themed activities to support a fun day of learning! We've done the thinking for you and included everything you need – from learning about how coffee is made to creating a cake pop craft, and all the teacher support & decoration ideas too!



## Need a fun activity to change things up?

Theme days are a fun change from the routine. With this pack, it will be quick and easy to implement with simple prep!

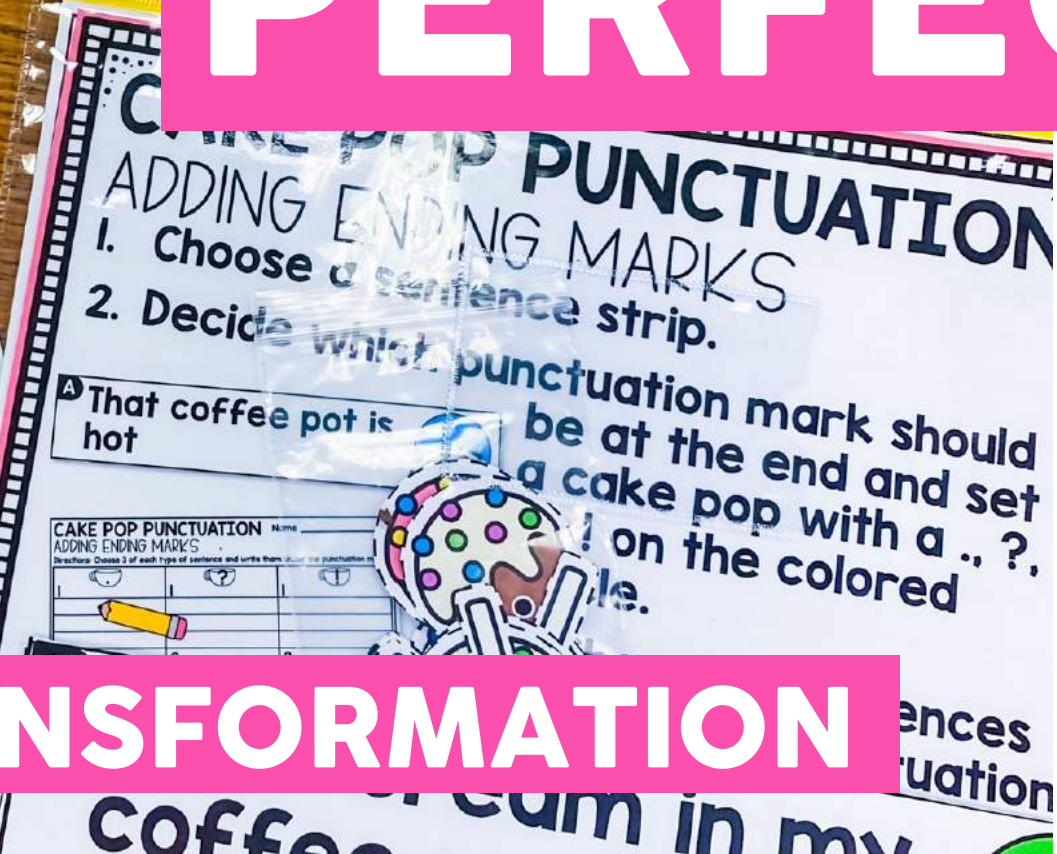
## Want motivating skill review activities?

We know you still need to teach all the subjects! All of the activities are tied to standards! Students won't even know they are learning & reviewing!

## Looking for a way to keep students interested?

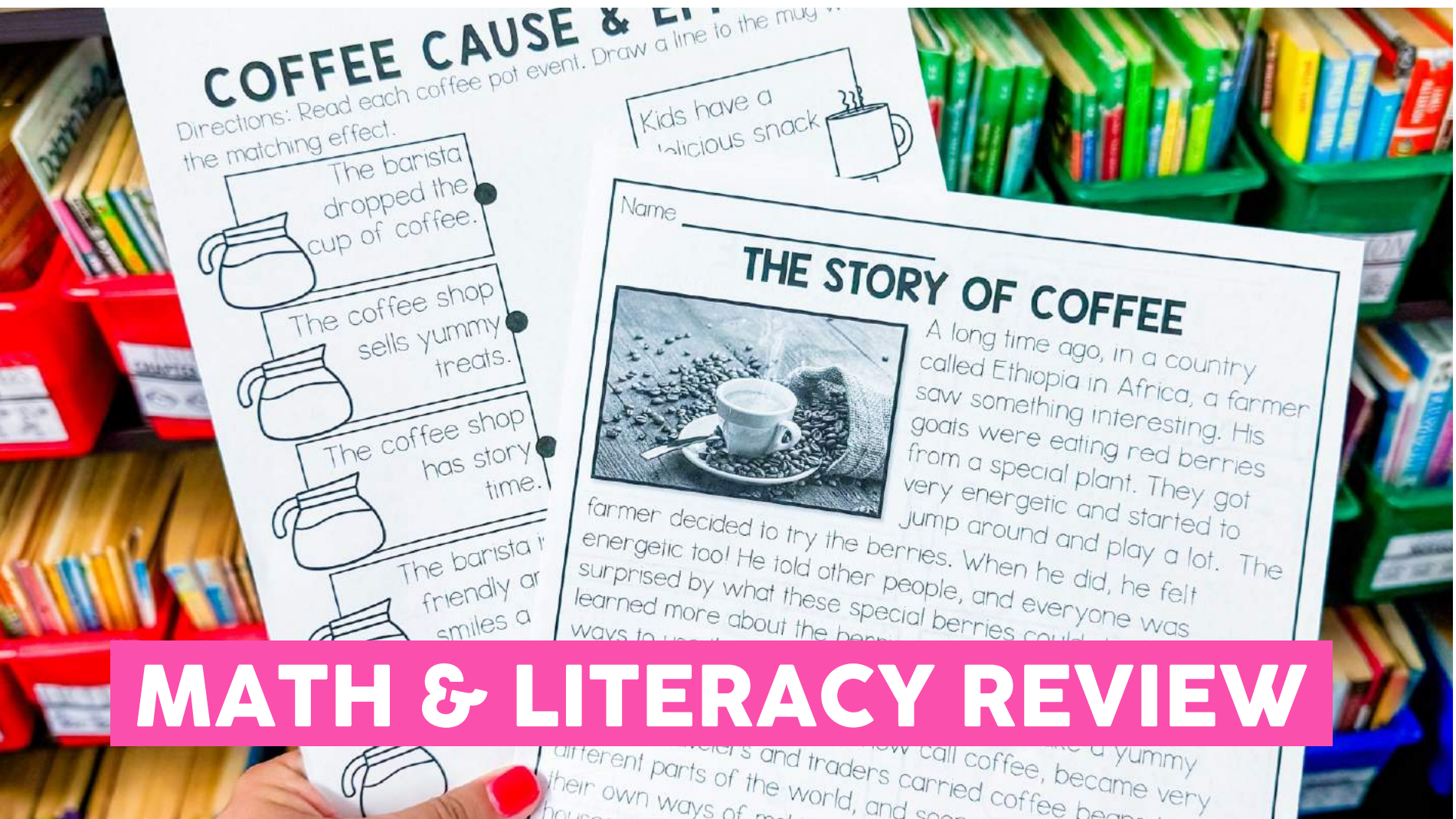
The months can get long! We designed each activity to maximize student engagement, without being rough on your wallet!

# PERFECT FOR



## ROOM TRANSFORMATION

## COFFEE THEME DAY



## MATH & LITERACY REVIEW



## MEMORABLE LEARNING

# WHAT'S INCLUDED?

300+ pages



decorations



literacy activities



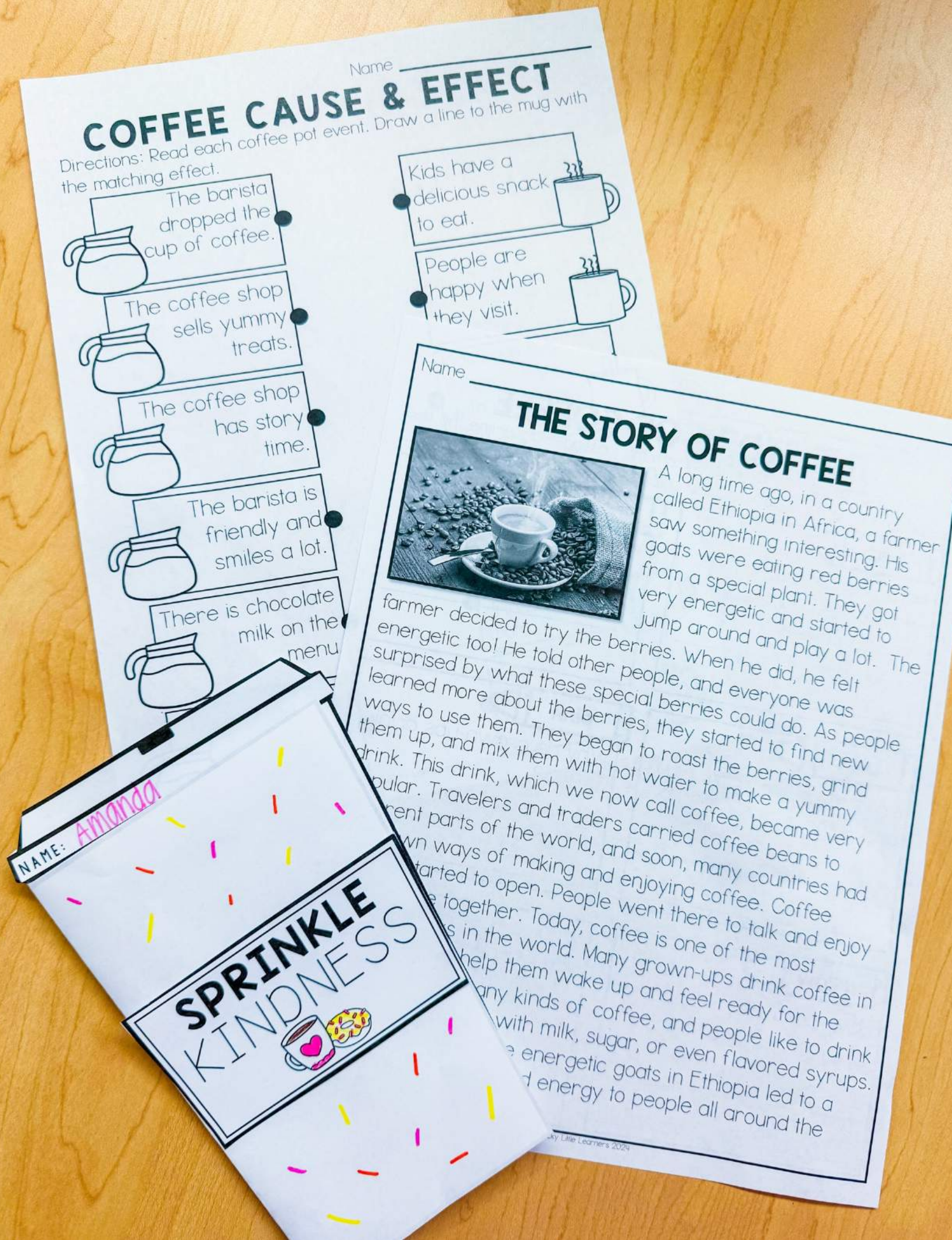
math activities



science & art



& so much more!



# DECORATIONS

## POSTERS



## COFFEE DAY SCHEDULE


Morning Work	<ul style="list-style-type: none"> <li>Coffee Day placemat</li> </ul>
Reading & Literacy Activities	<ul style="list-style-type: none"> <li>Brewing Up Nouns – Identifying singular and plural nouns</li> <li>Get Your Treats in Order – ABC Order</li> <li>Coffee Capitalization – Using correct capitalization, proper nouns</li> <li>Read Aloud &amp; Comprehension Questions – <i>The Coffee Bean for Kids</i></li> <li>Read Aloud Companion Worksheets: Sequencing</li> <li>Nonfiction Reading Passages &amp; Questions: <i>The Story of Coffee</i></li> <li>Blended Flavors Center (beginning blends), Cake Pop Punctuation Center (ending marks), Coffee Chat Center (dialogue)</li> <li>Coffee Cause and Effect – Cause and effect</li> </ul>
Phonics Activities	<ul style="list-style-type: none"> <li>Sweet Vowel Sounds – Short and long vowels</li> <li>Blended Beverages – Vowel teams ee and ea</li> <li>Coffee Bean Match Up – Vowel teams</li> </ul>
Writing Activities	<ul style="list-style-type: none"> <li>Coffee Cup Foldable – Kindness writing and craft</li> <li>Coffee Concoction – Spin to design and write a coffee drink</li> <li>How to Make Coffee – How to informational writing</li> <li>Create a Coffee – Design and write about your coffee creation and cup (multiple options)</li> <li>Brilliant Barista – Write about being a barista</li> <li>My Coffee Shop – Write a story about your own coffee shop</li> </ul>
Brain Breaks	<ul style="list-style-type: none"> <li>Coffee, café and sweet treat - Brain breaks</li> </ul>
Math Activities	<ul style="list-style-type: none"> <li>Coffee Shop Problems - Addition and subtraction word problems with money lesson and slides</li> <li>Sweet Treat Fractions – Writing fractions</li> <li>Coffee Cup Comparisons – Comparing 2-digit numbers</li> <li>A Trip to the Coffee Shop – Adding and subtracting 2-digit numbers</li> <li>Coffee Shop Menu Center – Counting money</li> <li>Spin a Treat - Center - graphing</li> </ul>
Science & Social Studies	<ul style="list-style-type: none"> <li>How Coffee is Made – Slides, one pager, and teacher guide</li> <li>Where Does Coffee Come From? – Reading passage and questions</li> </ul>

## SCHEDULE



**COFFEE SHOP**  
rules & regulations

- LISTEN TO THE ADULTS
- NO DISRUPTIVE BEHAVIOR
- RESPECT THE AREA
- BE KIND TO OTHERS
- DO YOUR BEST WORK
- HAVE FUN!



## BANNERS

# LITERACY ACTIVITIES

**Be careful on the wet floor**

**Do you want whipped cream**

**This hot chocolate is wonderful**

**I like cream in my coffee**

### COFFEE CAUSE & EFFECT

Directions: Read each coffee pot event. Draw a line to the mug with the matching effect.

- The barista dropped the cup of coffee. → Kids have a delicious snack to eat.
- The coffee shop sells yummy treats. → The coffee shop has story time.
- The coffee shop has story time. → The barista is friendly and smiles a lot.
- The barista is friendly and smiles a lot. → There is chocolate

### COFFEE BEAN MATCH UP

Directions: Cut out the coffee cups. Read each sentence. Glue the vowel team and word that completes the sentence in the box. Write the word on the line.

- My mom and I went to a new coffee shop. It was \_\_\_\_\_.
- I got a coffee and my mom got an iced \_\_\_\_\_.
- My mug had a crack in it and it started to \_\_\_\_\_!
- I used my napkin to \_\_\_\_\_ it up.
- To \_\_\_\_\_, we split a \_\_\_\_\_.

### COFFEE CONCOCTION

Directions: Spin each spinner to get the size, style, and flavor of your coffee. Write about it on the lines and draw a picture.

**HOW TO MAKE COFFEE**

Directions: Write the steps for making coffee and draw pictures.

**STEP 1:** \_\_\_\_\_

**STEP 2:** \_\_\_\_\_

**STEP 3:** \_\_\_\_\_

**STEP 4:** \_\_\_\_\_

**CREATE A COFFEE**

Directions: Color the cup to create a coffee of your choosing. Write about your coffee creation on the lines.

## HANDS-ON CENTERS

## WORKSHEETS & MORE

### THE COFFEE BEAN FOR KIDS

Read the title and look at the cover. What do you think this story will be about?

What does Mrs. Spring say happens to a carrot in hot water?

What choice does Mrs. Spring say Gavin has?

### COFFEE BEANS FOR KIDS SEQUENCING

Directions: Read each event from the story. Cut and glue them in the correct order.

- Gavin takes Mrs. Spring's advice and starts to smile at everyone.
- Mrs. Spring asks Gavin to stay after class.
- Gavin tells Mrs. Spring about the trouble he is having.
- Mrs. Spring tells Gavin about the carrot, the egg, and the coffee bean.
- Gavin and his new friends start a club.
- Gavin had to go to a meeting.
- Gavin makes new friends.
- The Coffee Bean Club

### The Coffee Call

Jeff called his friend Miss Tess. He asked if she would listen to coffee. They ate a meal. The jazz music was sweet. They played chess and ring toss. Jeff paid the bill and off they went down the hill. They could hear the jazz and smell coffee as they walked!

1. What did Miss Tess eat?

2. What did they hear and smell on their way home?

### THE STORY OF COFFEE

Directions: Answer the questions from the passage. Underline the text evidence in the passage using the color shown next to each question.

- red** Who first discovered the red berries that would later be coffee?
- green** Where was coffee first discovered?
- blue** What made the goats play and jump a lot?
- pink** Why do grown-ups drink coffee?
- yellow** How did coffee end up in different parts of the world?

### THE STORY OF COFFEE

A long time ago, in a country called Ethiopia in Africa, a farmer saw something interesting. His goats were eating red berries from a special plant. They got very energetic and started to jump around and play a lot. The farmer decided to try the berries. When he did, he felt energetic too! He told other people, and everyone was surprised by what these special berries could do. As people learned more about the berries, they started to find new ways to use them. They began to roast the berries, grind them up, and mix them with hot water to make a yummy drink. This drink, which we now call coffee, became very popular. Travelers and traders carried coffee beans to different parts of the world, and soon, many countries had their own ways of making and enjoying coffee. Coffee houses started to open. People went there to talk and enjoy their coffee together. Today, coffee is one of the most popular drinks in the world. Many grown-ups drink coffee the morning to help them wake up and feel ready for the day. There are many kinds of coffee, and people like to drink it in different ways, with milk, sugar, or even flavored by the discovery of those energetic goats in Ethiopia led to drink that brings joy and energy to people all around the globe!

### BLENDED BEVERAGES

Directions: Read the words on the cup. If the word has a blend at the beginning, color it brown. If the blend is at the end, color it pink. Then, sort the words.

**SWEET VOWEL SOUNDS**

Directions: Read each word in the picture below. Decide if you hear the long or short vowel sound in each word. Color using the code.

<b>YELLOW</b> short a	<b>PINK</b> long a	<b>BROWN</b> short e	<b>GREEN</b> long e
<b>ORANGE</b> short o	<b>PURPLE</b> long o	<b>BLUE</b> short u	<b>WHITE</b> long u

Words: slip, last, stop, land, risk, clap, plug, flat, wild, sloth, chop, bath, mug, hum.

## READ ALOUD COMPANION

## WRITING PROMPTS

# MATH ACTIVITIES

## READ THE PROBLEM

Kim wants a vanilla donut from the coffee shop down the street. The donut costs 30¢. She also wants a cold bottle of water that costs 60¢. How much money will she need in all?

## Let's Practice!

# TEACHING SLIDES

**WORD PROBLEMS**  
CUBES: A STRATEGY TO HELP US SOLVE WORD PROBLEMS

**C** CIRCLE THE NUMBERS  
What do I know?

**U** UNDERLINE THE QUESTION  
What am I being asked to solve?

**B** BOX THE ACTION WORDS  
Am I going to add or subtract? Write in the box: add, subtract, multiply, divide, or another operation.

**E** ELIMINATE AND EVALUATE  
What information do I not need? What steps do I take?

**S** SOLVE AND CHECK!  
Does my answer make sense? How can I double check?

vanilla cake pop for his sister and a 36¢ sprinkle donut for his mom. How much money does he spend in all?

## FIVE

**SOLVE AND CHECK!**  
Does my answer make sense? How can I double check?

Name \_\_\_\_\_

### COFFEE CUP COMPARISONS

Directions: Compare these coffee cup numbers using <, >, and =. At the bottom, put the numbers in order from least to greatest.

23	16	43	56
65	52	78	40
88	89	25	25
48	48	39	32
90	76	24	67
			78
			41

Name \_\_\_\_\_

Name \_\_\_\_\_

### SWEET TREAT FRACTIONS

Directions: Read the sentence and color the pictures to match. Then, write the fraction in the box.

Color three-fourths of the donuts pink.

Color two-sixths of the muffins purple.

Color three-eighths of the cake pops blue.

Color one-third of the iced coffee brown.

Color four-fifths of the cake slices green.

Color four-sixths of the croissants yellow.

4

52¢

### THE LUCKY CAFÉ

CAKE POP.....	\$1.60	HOT TEA.....	42¢
MUFFIN.....	\$1.35	WATER.....	86¢
ICED COFFEE.....	\$1.05	POP.....	91¢
ESPRESSO.....	38¢	COFFEE.....	90¢
CHOCOLATE.....	\$1.29	JUICE.....	\$1.25
ASSANT.....	\$1.26	SMOOTHIE.....	61¢
SLICE.....	77¢	COOKIE.....	52¢
CAKE.....	85¢	DONUT.....	56¢
		BROWNIE.....	\$1.15

### SPIN A TREAT

SPIN THE SPINNER 15 TIMES AND RECORD YOUR RESULTS ON THE GRAPH.

### GRAPHING TREATS

Spinner 15 times. Complete the graph and answer the questions using the information from the graph.

Favorite Cafe Treat


1. How many kids like each treat?

2. Which treat does our class like the most?

4. How many people like cake pops and muffins combined?

# HANDS-ON ACTIVITIES

16

61¢

17

38¢

18

\$1.29

### COIN PUZZLE

Name \_\_\_\_\_

Write the coins and bills for each puzzle.

2	3
5	6
8	9
11	12
14	15
17	18

### Coffee Shop Problems

Addition and Subtraction Money Word Problems

vanilla donut from down the street. 30¢. She also e of water that much money ed in all?

$30¢ + 60¢ = 90¢$



# WORKSHEETS

Name \_\_\_\_\_

### A TRIP TO THE COFFEE SHOP

Directions: Use the menu to solve each word problem. Write the answer in the box.

35¢	12¢
17¢	50¢
28¢	42¢
75¢	49¢

1. Riley bought one cake pop for his sister and a donut for his mom. How much money did he spend in all?

2. Madison had 78¢. She bought one iced coffee. How much money does she have left?

5. Tim's mom gave him \$1.00. He bought 1 cup of coffee. How much money does he have left?

6. Amy wants a donut and an iced coffee. How much money does she need?

# OTHER SUBJECTS

## HISTORY OF COFFEE

Coffee was first discovered in Ethiopia, Africa in the 500's. In the 1500s and 1600s, it became a popular drink in Europe and the Americas. People liked the taste, and that the natural caffeine gave them energy. Over the centuries it has become one of the most popular drinks in the world.

**1 HONDURAS**  
Sweet, mildly acidic with a caramel finish

**2 GUATEMALA**  
Bold, zesty and fruity

**3 COLOMBIA**  
Balanced, lightly sweet with hints of cinnamon and cocoa

**4 PERU**  
Light-bodied, sweet, with vanilla and almond flavors

**5 BRAZIL**  
Light-bodied, brightly acidic, with citrus and fruit flavors

**Brazilian coffee plantation**

## COFFEE TREES

More than 10 billion coffee trees are grown all over the world. Each tree can produce about a pound of coffee each year. They start to grow in the shade. They can grow better in the shade. Soon the flowers appear. In each morning for the berries to become ripe.

## SCIENCE LESSON

### HOW COFFEE IS MADE

**LEARNING OBJECTIVE:** Understand the process of making coffee from the coffee tree to the coffee shop.

**MATERIALS:** Teaching Slides, One-Pager copies, Reading passage (optional), Additional materials may be needed for experiment links (optional).

**TEACHING IDEAS:** Use the slides to introduce how to make coffee. Go through each slide to explain the steps coffee beans go through to get from the coffee tree to the coffee shop. Provide the reading passage for students to follow along during the slides, as an optional activity. Slide Answers: true, false, false, true, removing the unneeded parts from coffee beans, all of them, grinding.

**ONE-PAGER:** Have students cut out the one-pager and use it to help them interact with the coffee is made.

**ALL ACCESS RESOURCES:**  
 • Coffee Shop Signs  
 • Coffee Shop Comparisons  
 • Coffee Shop Subtraction  
 • Digital Coffee Shop Subtraction  
 • Digital Coffee Shop Comparisons

**EXPERIMENT IDEAS:**  
 • Hot Chocolate Science Experiment  
 • Tea Bag Science Experiment  
 • The Amazing Water Trick

**VIDEO SUGGESTIONS:**  
 • Make a Cup of Coffee Science Experiment  
 • How Coffee is Made - Coffee Science Experiment  
 • The Ultimate Salento Coffee  
 • How Starbucks' Coffee is Made  
 • How It's Made: Coffee

**EXTENSIONS:**

### HOW COFFEE IS MADE

Write 3 facts that you learned about how coffee is made. Draw a picture to match each fact on the coffee mugs.

Color the correct coffee to tell if each statement is true or false.

Coffee trees only grow in one country.	<input type="checkbox"/>	<input type="checkbox"/>
Coffee starts as a red berry.	<input type="checkbox"/>	<input type="checkbox"/>
Coffee beans are not always brown.	<input type="checkbox"/>	<input type="checkbox"/>
Harvesting means to take the skin off the coffee bean.	<input type="checkbox"/>	<input type="checkbox"/>
There are 2 methods of curing coffee beans.	<input type="checkbox"/>	<input type="checkbox"/>
Many sweets can be coffee flavored.	<input type="checkbox"/>	<input type="checkbox"/>

Draw and write about your favorite sweet treat.

Name \_\_\_\_\_

## ROASTING

Next, the green coffee is roasted so that it is ready for stores and coffee shops. The coffee beans are roasted at about 550 degrees. Once they reach about 400 degrees, they turn brown, and the scent begins to come out. That's what makes the coffee scent that you smell at the coffee shop. This process is done after the coffee beans arrive at their destination because they must be used quickly after roasting.



## A KID'S GUIDE TO HOW COFFEE IS MADE



### WHERE DOES COFFEE COME FROM?

Name \_\_\_\_\_

Country	By %
Brazil	36.8%
Vietnam	17.7%
Colombia	7.4%
Indonesia	6.5%
Ethiopia	4.7%

Have you ever wondered where coffee comes from? Coffee grows on plants called coffee trees. These trees love warm weather, lots of water, and rich soil. Let's explore the places where coffee grows!

Coffee grows best in a special area called the Coffee Belt. The Coffee Belt is a band around the middle of the Earth where the climate is just right for coffee plants. It includes parts of Central and South America, Africa, and some islands.

Countries like Brazil and Colombia are famous for their coffee. Brazil grows the most coffee in the world! The warm temperatures and lots of water make the coffee trees grow lots of beans. In Colombia, coffee plants grow up in the mountains. The cool, misty air makes the coffee taste great.

In Africa, Ethiopia is known as the birthplace of coffee. Coffee has been growing there for hundreds of years! Other African countries like Kenya and Uganda also grow coffee. The hot days and lots of water make the coffee beans develop rich flavors.

In Asia, countries like Vietnam and Indonesia grow a lot of coffee. Vietnam is one of the largest coffee producers in the world. The tropical weather is perfect for coffee trees.

### WHERE DOES COFFEE COME FROM?

Name \_\_\_\_\_

Directions: Answer the questions from the passage.

Which country produces the most coffee?

Which country produces the least coffee?

What is the name of the special area where coffee grows best?

What kind of weather do coffee beans grow best in?

Do you think coffee trees would grow well where you live? Explain why or why not.

## SOCIAL STUDIES

### CAKE POP CRAFT TIPS AND TRICKS

**SPRINKLES**  
Pre-hole punch several different colors of paper for students to choose from. Or let students make the hole punches themselves for their sprinkles.

**STICK**  
Use white paper or plastic straws. Or use the printable option provided.

**DISPLAY**  
Stick these on a bulletin board or hang them from the ceiling for a fun decoration during the transformation!

## ART

**CAKE POP**  
Print on white, brown, or pink.

**OPTION #2**  
Print on white, brown, or pink. 1 per student.

# & SO MUCH MORE!

## BRAG TAGS & CERTIFICATES



**COFFEE SHOP DAY IS COMING!**

Dear Parents and Guardians,

On \_\_\_\_\_, our class will be having a coffee shop day.

Please \_\_\_\_\_

Thank you!

## PARENT NOTES

**CAKE POPS FOR GOOD BEHAVIOR**

**Goal:** \_\_\_\_\_

**Reward:** \_\_\_\_\_

**HOW IT WORKS:**

1. The class starts with an empty cake pop box displayed on the board.
2. Set a goal for total number of cake pops.
3. Set a reward for goal achieved.
4. The class earns cake pops for positive behavior.

4. Movie  
5. Game

## BEHAVIOR & BREAKS

**Congratulations!**

\_\_\_\_\_ has successfully completed a day of

**COFFEE SHOP DAY**

**BINGO GAME BINGO GAME**

**BINGO**

**COFFEE DAY** Name \_\_\_\_\_

Color the picture using the code.

Design your own coffee cup.

What kind of picture did the police take of the coffee? \_\_\_\_\_

A mugshot

coffee, muffin, cream, straw, tea, cafe, donut, sugar

**MORNING WORK**

Unscramble each coffee shop word. Then, find each item in the I Spy and write how many of each you find.

dnuto	6
dice eecoff	
gsura	
ffmuin	
kcae opp	

Z X U Y C  
P A G N Z S W E E T  
M Y F S T R A W P V  
U L Z E P V T T E A  
F E C O F F E E Q X  
F H Q J S U G A R O  
I T S T I R R E R G  
N V M I N L V C D U  
J U G G D O N U T Q

**BRAIN BREAKS**

Here are some kid-friendly videos that are COFFEE or SWEET TREAT themed. These are perfect for brain breaks during the day!

**Would you Rather? ICE CREAM**

**Would You Rather Eat... Churros Sprinkled Donuts**

**WOULD YOU RATHER**

How Does Coffee Grow?


**BREATHE MELTING**

**Favorite DESSERTS**

**EXERCISE**

# Weekly Email FREEBIES!

Grab a cup of coffee and take a few minutes with **our weekly newsletter** created just for teachers like you.



## About Lucky Little Learners



Angie Olson has many years of classroom experience teaching grades kindergarten, first, and second grade. She earned her master's degree in mathematics and has presented for a variety of conferences at the national, state, and local levels. Over the years, Angie has employed teachers to help with Lucky Little Learners. She is proud of her talented team who strives to support the teaching community with her. Lucky Little Learners has created over 25,000 resources that are available in the All Access membership. Lucky Little Learners is also a top seller on Teachers Pay Teachers.