

COFFEE SHOP

TRANSFORMATION

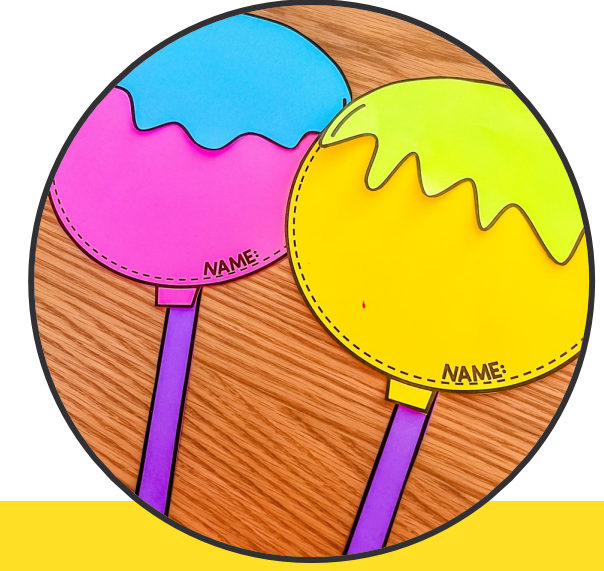



grades 1-2



Why?

This COFFEE SHOP transformation pack includes a variety of themed activities to support a fun day of learning! We've done the thinking for you and included everything you need – from learning about how coffee is made to creating a cake pop craft, and all the teacher support & decoration ideas too!



Need a fun activity to change things up?

Theme days are a fun change from the routine. With this pack, it will be quick and easy to implement with simple prep!


Want motivating skill review activities?

We know you still need to teach all the subjects! All of the activities are tied to standards! Students won't even know they are learning & reviewing!

Looking for a way to keep students interested?

The months can get long! We designed each activity to maximize student engagement, without being rough on your wallet!

PERFECT FOR



CAKE POP PUNCTUATION

ADDING ENDING MARKS

1. Choose a sentence strip.
2. Decide which punctuation mark should be at the end and set a cake pop with a ., ?, ! on the colored dot.

That coffee pot is hot

CAKE POP PUNCTUATION Name _____
ADDING ENDING MARKS
Directions: Choose 3 of each type of sentence and write them with the punctuation mark.

COFFEE TIME

Name Paige

Unscramble each coffee shop word. Then, find each item in the I Spy and write how many of each you find.

1, blue	2, pink	3, red	4, green
5, orange	6, yellow	7, purple	8, brown

dnuto	donut	6
dice eecoff	iced coffee	7
gsura	sugar	4
ffmuin	muffin	
kcae opp	coffee	

COFFEE TIME

coffee muffin cream straw tea
sweet stirrer safe donut sugar

H A B N Z Z X U Y C
C C R E A M A Q E O
P A G N Z S W E E T
M Y F S T R A W P V
U L Z E P V T T E A
F E C O F F E E Q X
F H Q J S U G A R O
I T S T I R R E R G
U Q

© Lucky Little Learners 2024

ROOM TRANSFORMATION

COFFEE THEME DAY

COFFEE CAUSE & EFFECT


Directions: Read each coffee pot event. Draw a line to the mug with the matching effect.

- The barista dropped the cup of coffee.
- The coffee shop sells yummy treats.
- The coffee shop has story time.
- The barista is friendly and smiles at customers.

Kids have a delicious snack

THE STORY OF COFFEE

Name _____



A long time ago, in a country called Ethiopia in Africa, a farmer saw something interesting. His goats were eating red berries from a special plant. They got very energetic and started to jump around and play a lot. The farmer decided to try the berries. When he did, he felt energetic too! He told other people, and everyone was surprised by what these special berries could do. He learned more about the berries and found ways to use them.

different parts of the world, and soon...

MATH & LITERACY REVIEW



MEMORABLE LEARNING

WHAT'S INCLUDED?

300+ pages



decorations



literacy activities



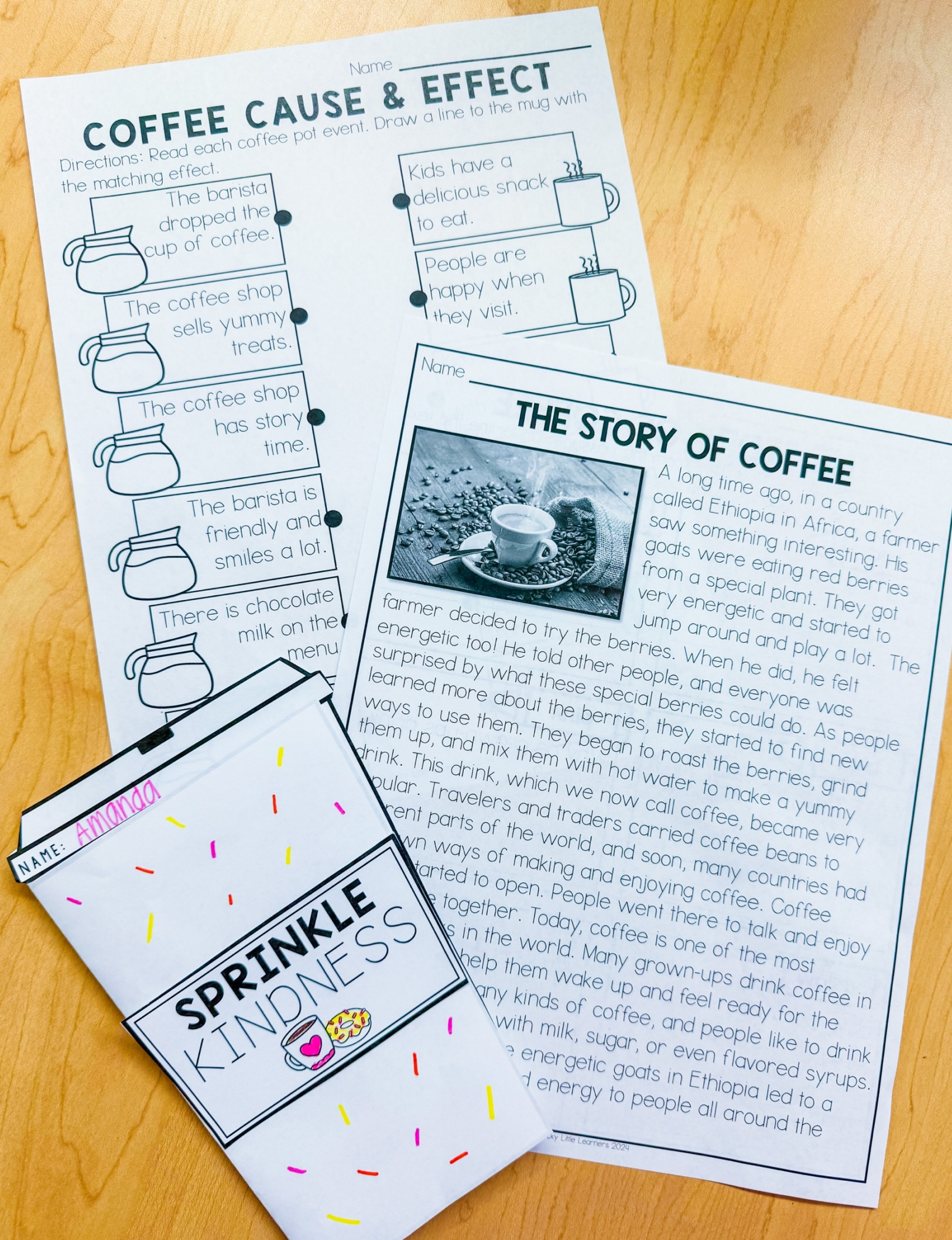
math activities



science & art



& so much more!



DECORATIONS

POSTERS



COFFEE DAY SCHEDULE







Morning Work	<ul style="list-style-type: none"> Coffee Day placemat
Reading & Literacy Activities	<ul style="list-style-type: none"> Brewing Up Nouns – Identifying singular and plural nouns Get Your Treats in Order – ABC Order Coffee Capitalization – Using correct capitalization, proper nouns Read Aloud & Comprehension Questions – <i>The Coffee Bean for Kids</i> Read Aloud Companion Worksheets: Sequencing Nonfiction Reading Passages & Questions: <i>The Story of Coffee</i> Blended Flavors Center (beginning blends), Cake Pop Punctuation Center (ending marks), Coffee Chat Center (dialogue) Coffee Cause and Effect – Cause and effect
Phonics Activities	<ul style="list-style-type: none"> Sweet Vowel Sounds – Short and long vowels Blended Beverages – Vowel teams ee and ea Coffee Bean Match Up – Vowel teams
Writing Activities	<ul style="list-style-type: none"> Coffee Cup Foldable – Kindness writing and craft Coffee Concoction – Spin to design and write a coffee drink How to Make Coffee – How to informational writing Create a Coffee – Design and write about your coffee creation and cup (multiple options) Brilliant Barista – Write about being a barista My Coffee Shop – Write a story about your own coffee shop
Brain Breaks	<ul style="list-style-type: none"> Coffee, café and sweet treat - Brain breaks
Math Activities	<ul style="list-style-type: none"> Coffee Shop Problems - Addition and subtraction word problems with money lesson and slides Sweet Treat Fractions – Writing fractions Coffee Cup Comparisons – Comparing 2-digit numbers A Trip to the Coffee Shop – Adding and subtracting 2-digit numbers Coffee Shop Menu Center – Counting money Spin a Treat - Center - graphing
Science & Social Studies	<ul style="list-style-type: none"> How Coffee is Made – Slides, one pager, and teacher guide Where Does Coffee Come From? – Reading passage and questions


SCHEDULE

JAVA JUNCTION




COFFEE SHOP rules & regulations


-  LISTEN TO THE ADULTS
-  NO DISRUPTIVE BEHAVIOR
-  RESPECT THE AREA
-  BE KIND TO OTHERS
-  DO YOUR BEST WORK
-  HAVE FUN!





BANNERS

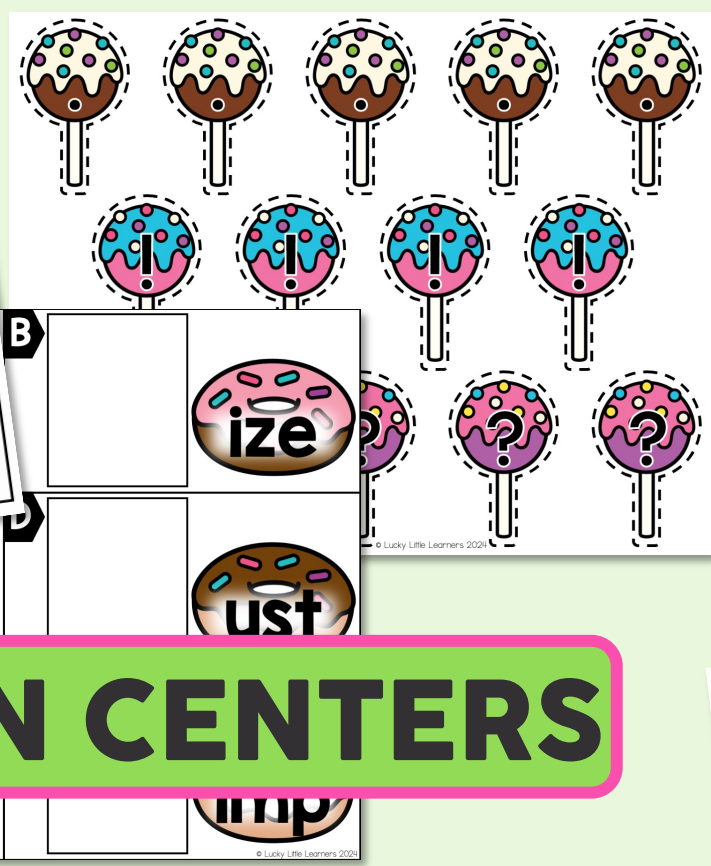
LITERACY ACTIVITIES

Be careful on the wet floor 



Do you want whipped cream 



This hot chocolate is wonderful 



I like cream in my coffee 



COFFEE CAUSE & EFFECT
 Directions: Read each coffee pot event. Draw a line to the mug with the matching effect.

The barista dropped the cup of coffee.  Kids have a delicious snack to eat. 

The coffee shop sells yummy treats.  The coffee shop has story time. 

The barista is friendly and smiles a lot.  There is chocolate. 

COFFEE BEAN MATCH UP
 Directions: Cut out the coffee cups. Read each sentence. Glue the vowel team word that completes the sentence in the box. Write the word on the line.

My mom and I went to a new coffee shop. It was _____.


I got a coffee and my mom got an iced _____.

My mug had a crack in it and it started to _____!

I used my napkin to _____ it up.

To _____, we split a _____ muffin _____ with _____.

COFFEE CONCOCTION
 Directions: Spin each spinner to get the size, style, and flavor of your coffee. Write about it on the lines and draw a picture.



HOW TO MAKE COFFEE
 Directions: Write the steps for making coffee and draw pictures.


STEP 1: _____

STEP 2: _____

STEP 3: _____

STEP 4: _____

CREATE A COFFEE
 Directions: Color the cup to create a coffee of your choosing. Write about your coffee creation on the lines.



HANDS-ON CENTERS

WORKSHEETS & MORE

THE COFFEE BEAN FOR KIDS

Read the title and look at the cover. What do you think this story will be about?

What do you think the two characters on the cover are doing? Who is in the jars?


What does Mrs. Spring say happens to a carrot in hot water?

What does Mrs. Spring say happens to an egg in hot water?

What choice does Mrs. Spring say Gavin has?

What is Mrs. Spring's advice when things are hard?

COFFEE BEANS FOR KIDS SEQUENCING
 Directions: Read each event from the story. Cut and glue them in the correct order.



1. Gavin takes Mrs. Spring's advice and starts to smile at everyone.

2. Mrs. Spring asks Gavin to stay after class.

3. Gavin tells Mrs. Spring about the trouble he is having.

4. Mrs. Spring tells Gavin about the carrot, the egg, and the coffee bean.

5. Gavin and his new _____

6. Gavin had to go to a _____

7. Gavin makes new _____

8. The Coffee Bean Club _____

The Coffee Call
 Directions: Read the passage 3 times. Underline the words that follow the floss rule.

Jeff called his friend Miss Tess on her phone. She asked if she would listen to coffee music. They ate a meal together. The jazz music was sweet. They played chess and ring toss. Jeff paid the bill and off they went down the hill. They could hear the jazz and smell coffee as they walked home.

1. What did Miss Tess eat?

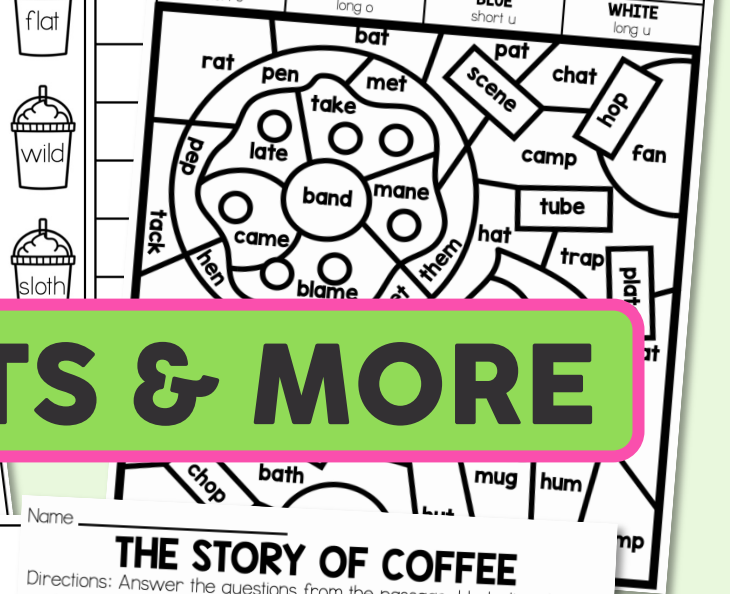
2. What did they hear and smell on their way home?

BLENDED BEVERAGES
 Directions: Read the words on the cup. If the word has a blend at the beginning, color it brown. If the blend is at the end, color it pink. Then, sort the words.

slip, last, stop, land, risk, clap, plug, flat, wild, sloth

SWEET VOWEL SOUNDS
 Directions: Read each word in the picture below. Decide if you hear the long or short vowel sound in each word. Color using the code.

YELLOW short a	PINK long a	BROWN short e	GREEN long e
ORANGE short o	PURPLE long o	BLUE short u	WHITE long u



THE STORY OF COFFEE
 Directions: Answer the questions from the passage. Underline the text evidence in the passage using the color shown next to each question.

red Who first discovered the red berries that would later be coffee?

green Where was coffee first discovered?

blue What made the goats play and jump a lot?

pink Why do grown-ups drink coffee?

yellow How did coffee end up in different parts of the world?

MY COFFEE SHOP
 Directions: Write a story about your own coffee shop.



READ ALOUD COMPANION

WRITING PROMPTS

MATH ACTIVITIES

READ THE PROBLEM

Kim wants a vanilla donut from the coffee shop down the street. The donut costs 30¢. She also wants a cold bottle of water that costs 60¢. How much money will she need in all?

Let's Practice! TEACHING SLIDES

WORD PROBLEMS
CUBES: A STRATEGY TO HELP US SOLVE WORD PROBLEMS

C CIRCLE THE NUMBERS
What do I know?

U UNDERLINE THE QUESTION
What am I being asked to solve?

B BOX THE ACTION WORDS
Am I going to add or subtract? Words to look for: sum, total, in all, altogether, combined, difference, less than, how many more.

E ELIMINATE AND EVALUATE
What information do I not need? What steps do I take?

S SOLVE AND CHECK!
Does my answer make sense? How can I double check?

vanilla cake pop for his sister and a 36¢ sprinkle donut for his mom. How much money does he spend in all?

FIVE SOLVE AND CHECK!

Does my answer make sense? How can I double check?

Coffee Shop Problems

Addition and Subtraction Money Word Problems

Name _____

COFFEE CUP COMPARISONS

Directions: Compare these coffee cup numbers using <, >, and =. At the bottom, put the numbers in order from least to greatest.

23	16	43	56
65	52	78	40
88	89	25	25
48	48	39	32
90	76	24	67
78	41		

Name _____

Directions: Read the sentence and color the pictures to match. Then, write the fraction in the box.

Color three-fourths of the donuts pink.

Color two-sixths of the muffins purple.

Color three-eighths of the cake pops blue.

Color one-third of the iced coffee brown.

Color four-fifths of the cake slices green.

Color four-sixths of the croissants yellow.

Name _____

A TRIP TO THE COFFEE SHOP

Directions: Use the menu to solve each word problem. Write the answer in the box.

35¢	12¢
17¢	50¢
28¢	42¢
75¢	49¢

1. Riley bought one cake pop for his sister and a donut for his mom. How much money did he spend in all?

2. Madison had 78¢. She bought one iced coffee. How much money does she have left?

5. Tim's mom gave him \$1.00. He bought 1 cup of coffee. How much money does he have left?

6. Amy wants a donut and an iced coffee. How much money does she need?

THE LUCKY CAFE

CAKE POP.....\$1.60	HOT TEA.....42¢
MUFFIN.....\$1.35	WATER.....86¢
ICED COFFEE.....\$1.05	POP.....91¢
ESPRESSO.....38¢	COFFEE.....90¢
CHOCOLATE.....\$1.29	JUICE.....\$1.25
ASSANT.....\$1.26	SMOOTHIE.....61¢
SLICE.....77¢	COOKIE.....52¢
CAKE.....85¢	DONUT.....56¢
	BROWNIE.....\$1.15

4 52¢

SPIN A TREAT

SPIN THE SPINNER 15 TIMES AND RECORD YOUR RESULTS ON THE GRAPH.

NG ATATS

Complete the graph and answer the questions using the information from the graph.

Favorite Cafe Treat

1. How many kids like each treat?

2. Which treat does our class like the most?

4. How many people like cake pops and muffins combined?

HANDS-ON ACTIVITIES

16 61¢

17 38¢

18 \$1.29

CE PUZZLE

Write the coins and bills for each puzzle.

2	3
5	6
8	9
11	12
14	15
17	18

WORKSHEETS

OTHER SUBJECTS

HISTORY OF COFFEE

Coffee was first discovered in Ethiopia, Africa in the 500's. In the 1500s and 1600s, it became a popular drink in Europe and the Americas. People liked the taste, and that the natural caffeine gave them energy. Over the centuries it has become one of the most popular drinks in the world.

1 HONDURAS
Sweet, mildly acidic with a caramel finish

2 GUATEMALA
Bold, zesty and fruity

3 COLOMBIA
Balanced, lightly sweet with hints of cinnamon and cocoa

4 PERU
Light-bodied, sweet, with vanilla and almond flavors

5 BRAZIL
Light-bodied, brightly acidic, with citrus and fruit flavors

Brazilian coffee plantation

COFFEE TREES

More than 10 billion coffee trees are grown all over the world. Each tree can produce about a pound of coffee each year. They start to grow in the tropics. Coffee trees can grow better in the tropics. Soon the flowers will appear. In each morning for the berries to become ripe.

SCIENCE LESSON

HOW COFFEE IS MADE

LEARNING OBJECTIVE: Understand the process of making coffee from the coffee tree to the coffee shop.

TEACHING SLIDES: Use the slides to introduce how to make coffee. Go through each slide to explain the steps coffee beans go through to get from the coffee tree to the coffee shop. Provide the reading passage for students to follow along during the slides, as an optional activity. Slide Answers: true, false, false, true, removing the unneeded parts from coffee beans, all of them, grinding.

ONE-PAGER: Have students help them interact with the coffee is made.

ALL ACCESS RESOURCES:

- Coffee Shop Sums
- Coffee Shop Comparisons
- Coffee Shop Subtraction
- Digital Coffee Shop Subtraction
- Digital Coffee Shop Comparison

EXPERIMENT IDEAS:

- Hot Chocolate Science Experiment
- Tea Bag Science Experiment
- The Amazing Water Trick

VIDEO SUGGESTIONS:

- Make a Cup of Coffee Slides
- How Coffee is Made - Coffee Slides
- The Ultimate Salento Coffee Slides
- How Starbucks' Coffee is Made - Coffee Slides
- How It's Made: Coffee

EXTENSIONS:

HOW COFFEE IS MADE

Write 3 facts that you learned about how coffee is made. Draw a picture to match each fact on the coffee mugs.

Color the correct coffee to tell if each statement is true or false.

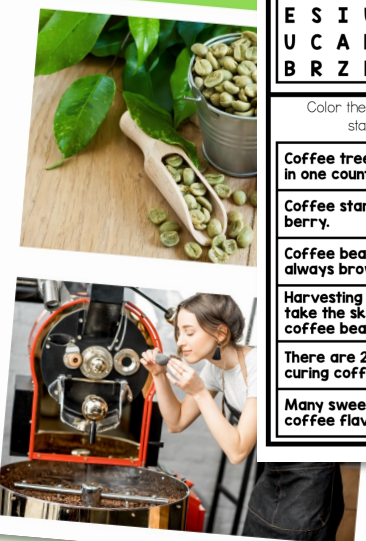
Coffee trees only grow in one country.	<input type="checkbox"/>	<input type="checkbox"/>
Coffee starts as a red berry.	<input type="checkbox"/>	<input type="checkbox"/>
Coffee beans are not always brown.	<input type="checkbox"/>	<input type="checkbox"/>
Harvesting means to take the skin off the coffee bean.	<input type="checkbox"/>	<input type="checkbox"/>
There are 2 methods of curing coffee beans.	<input type="checkbox"/>	<input type="checkbox"/>
Many sweets can be coffee flavored.	<input type="checkbox"/>	<input type="checkbox"/>

Draw and write about your favorite sweet treat.

Name _____

ROASTING

Next, the green coffee is roasted so that it is ready for stores and coffee shops. The coffee beans are roasted at about 550 degrees. Once they reach about 400 degrees, they turn brown, and the scent begins to come out. That's what makes the coffee scent that you smell at the coffee shop. This process is done after the coffee beans arrive at their destination because they must be used quickly after roasting.



A KID'S GUIDE TO HOW COFFEE IS MADE

WHERE DOES COFFEE COME FROM?

Name _____

Country	By %
Brazil	36.8%
Vietnam	17.7%
Colombia	7.4%
Indonesia	6.5%
Ethiopia	4.7%

Have you ever wondered where coffee comes from? Coffee grows on plants called coffee trees. These trees love warm weather, and rich soil. Let's explore the places where coffee grows!

Coffee grows best in a special area called the Coffee Belt around the middle of the Earth where the climate is just right for coffee plants. It includes parts of Central and South America, and some islands.

Countries like Brazil and Colombia are famous for their coffee. Brazil grows the most coffee in the world! The warm temperatures and the coffee trees grow lots of beans. In Colombia, coffee plants grow up in the mountains. The cool, misty air makes the coffee taste special.

In Africa, Ethiopia is known as the birthplace of coffee. It has been growing there for hundreds of years! Other African countries like Kenya and Uganda also grow coffee. The hot days and the coffee beans develop rich flavors.

In Asia, countries like Vietnam and Indonesia grow a lot of coffee. Vietnam is one of the largest coffee producers in the world. The tropical weather is perfect for coffee trees.

WHERE DOES COFFEE COME FROM?

Name _____

Directions: Answer the questions from the passage.

Which country produces the **most** coffee?

Which country produces the **least** coffee?

What is the name of the special area where coffee grows best?

What kind of weather do coffee beans grow best in?

Do you think coffee trees would grow well where you live? Explain why or why not.

SOCIAL STUDIES

CAKE POP CRAFT TIPS AND TRICKS

SPRINKLES

Pre-hole punch several different colors of paper for students to choose from. Or let students make the hole punches themselves for their sprinkles.

STICK

Use white paper or plastic straws. Or use the printable option provided.

DISPLAY

Stick these on a bulletin board or hang them from the ceiling for a fun decoration during the transformation!

ART

Print on white, brown, or pink.

OPTION #2
Print on white, brown, or pink. 1 per student.

& SO MUCH MORE!

BRAG TAGS & CERTIFICATES



COFFEE SHOP DAY IS COMING!

Dear Parents and Guardians,

On _____, our class will be having a coffee shop day.

Please _____

Thank you!

PARENT NOTES

CAKE POPS FOR GOOD BEHAVIOR

Goal: _____

Reward: _____

HOW IT WORKS:

1. The class starts with an empty cake pop box displayed on the board.
2. Set a goal for total number of cake pops.
3. Set a reward for goal achieved.
4. The class earns cake pops for positive behavior.

4. Movie
5. Game

BEHAVIOR & BREAKS

Congratulations!

_____ has successfully completed a day of

COFFEE SHOP

BINGO GAME BINGO GAME

BINGO

COFFEE DAY Name _____

Color the picture using the code.

Design your own coffee cup.

What kind of picture did the police take of the coffee? _____

A mugshot

coffee, muffin, cream, straw, tea, cafe, donut, sugar

MORNING WORK

Unscramble each coffee shop word. Then, find each item in the I Spy and write how many of each you find.

dnuto	6
dice eecoff	
gsura	
ffmuin	
kcae opp	

Z X U Y C
P A G N Z S W E T
M Y F S T R A W P V
U L Z E P V T T E A
F E C O F F E E Q X
F H Q J S U G A R O
I T S T I R R E R G
N V M I N L V C D U
J U G G D O N U T Q

BRAIN BREAKS

Here are some kid-friendly videos that are COFFEE or SWEET TREAT themed. These are perfect for brain breaks during the day!

Would you Rather? ICE CREAM

Would You Rather Eat... Churros Sprinkled Donuts

WOULD YOU RATHER

How Does Coffee Grow?

BREATHE MELTING

Favorite DESSERTS

EXERCISE

WHAT TEACHERS SAY

about our classroom transformations

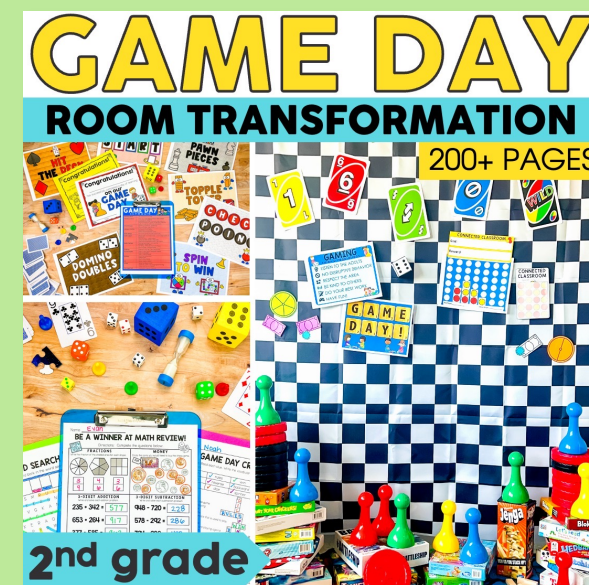


I absolutely love these classroom transformations and so do my students. The activities are engaging and the students really enjoy them. This product really makes classroom transformations easy and fun.
— Mallory A.



My students loved the surprise of the classroom transformations. The activities provided enough challenge that students were engaged and actively participated in cooperative learning. Great resource!
- Patricia S.

WE ARE EXPERTS AT CREATING FUN-FOR-KIDS, EASY-FOR-THE-TEACHER THEMED LEARNING DAYS! ↓



Weekly Email FREEBIES!

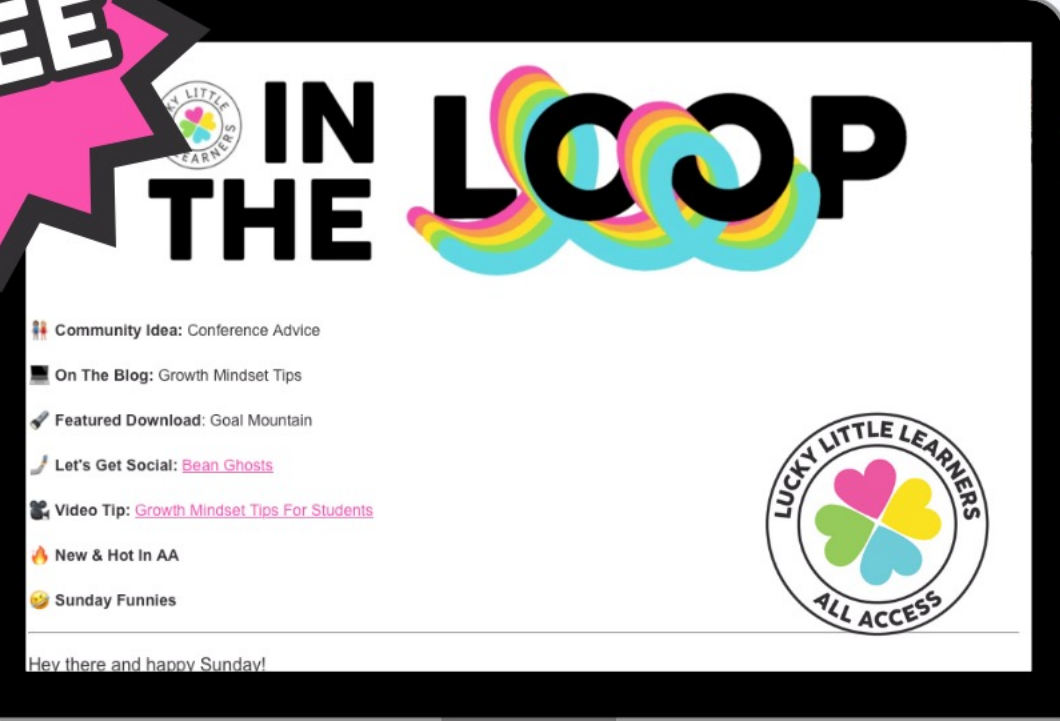
Grab a cup of coffee and take a few minutes with our weekly newsletter created just for teachers like you.

SIGN ME UP



FREE

IN THE LOOP



RESEARCH DRIVEN MUST-HAVES

MY SOUND WALL VOWEL VALLEY

SEASONAL FUN

MY BALLOON DESIGN

CONSONANTS

Stops: p, b, t, d, k, g

Affricates: ch, j

Nasals: m, n, ng

Fricatives: s, z, th, sh, zh, f, v, h

Glides: y, wh, w

Liquids: r, l

2 Sounds: x, qu

Balloons Over Broadway

IN THIS CLASSROOM

WE ARE KIND

WE ARE HELPFUL

WE ARE IMPORTANT

WE ARE RESPECTFUL

WE DON'T GIVE UP

WE CAN DO HARD THINGS

WE HAVE LOTS OF FUN

WE ARE LOVED

VIRAL FAVES

DECOR & MORE

My name is

My name is

My name is

About Lucky Little Learners



Angie Olson has many years of classroom experience teaching grades kindergarten, first, and second grade. She earned her master's degree in mathematics and has presented for a variety of conferences at the national, state, and local levels. Over the years, Angie has employed teachers to help with Lucky Little Learners. She is proud of her talented team who strives to support the teaching community with her. Lucky Little Learners has created over 20,000 resources that are available in the All Access membership. Lucky Little Learners is also a top seller on Teachers Pay Teachers.