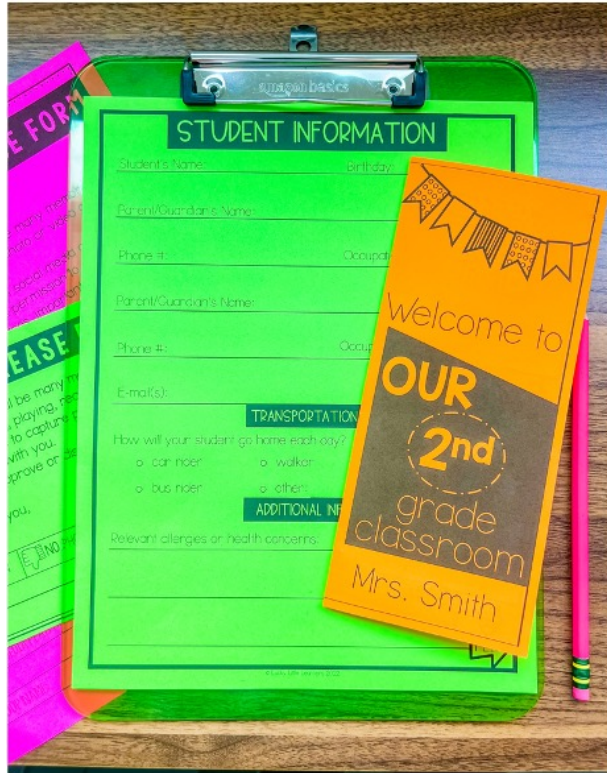


classroom OPEN HOUSE

BASIC 
BRIGHT
collection



STUDENT INFORMATION

Student's Name: _____ Birth day: _____

Parent/Guardian's Name: _____

Phone #: _____ Occup: _____

Parent/Guardian's Name: _____

Phone #: _____ Occup: _____

E-mail(s): _____

How will your student go home each day?

☐ car/pool ☐ walk ☐ bus ☐ other _____

Relevant allergies or health concerns: _____

TRANSPORTATION

ADDITIONAL INFO

Welcome to OUR 2nd grade classroom Mrs. Smith



OPEN HOUSE NIGHT

WELCOME back to SCHOOL

Please sign in here and grab your checklist!

Checklist

- ☐ Sign in and say hello to your teacher!
- ☐ Find your seat.
- ☐ Fill out the student information sheet and turn it in.
- ☐ Put your school supplies in the designated spots.
- ☐ Check out the volunteering opportunities.
- ☐ Fill in the transportation sheet.
- ☐ Browse through our class wish list.
- ☐ Say "see you later" to your teacher.
- ☐ Take a walk around the other staff's classrooms.



MEET THE TEACHER

I graduated from Oklahoma State University in 2012 with a Bachelor's in Elementary Education. Go pokes! I have since taught ten years for our amazing school district. Four years were in 1st grade and six were in the best grade...SECOND!

PRESENT

My current faves:

I am THRILLED that I get to be your teacher this year!

MRS. SMITH YOU ARE ENOUGH!

(321) 987-6543
msmith@schools.org



HELP WANTED

Can you lend a helping hand? Would you be willing to cut out lamination, read with individual students, organize centers, or make copies? Some of these things can even be done at home! Please fill out the information below!

NAME:	PHONE OR EMAIL	PREFERRED DAYS:	WHERE?

☐ I can come to school to help.

☐ I can help at home.

☐ I can come to school.

HELP

Can you lend a helping hand? Please fill out lamination, read with individual students, organize centers, or make copies.

NAME: _____ PHONE OR EMAIL: _____

EDITABLE

stations, forms, & more

© Lucky Little Learners

Keep scrolling for helpful
tips for setting up your class
open house night



Hi there!

Thank you so much for downloading my classroom open house resource! This document will help you get started using the resource with your students.

— Angie

HELPFUL TIPS:

- Open the PDF files with Adobe Reader. If you do not have the most current version of Adobe Reader installed, you can [get it for free here](#).
- Open editable PowerPoint files with Microsoft PowerPoint. Each editable file has instructions on the first page of the download that will list the fonts used, and any other specific directions for that particular resource.

RELATED BLOG POSTS:



Click to READ



Click to READ



Click to READ



Why?

classroom

OPEN HOUSE

This classroom open house pack includes a variety of forms, stations, and resources to help make your meet the teacher night or open house simple and organized! This resource is editable and will help you streamline your evening and be able to breathe easy.

Need forms and templates that don't require color ink?

The printables included can be printed on any paper color(s) you wish. White, brights, neutrals, pastels, boho colors, and more!

1

Looking for a pack that has everything you need?

This resource is your helper for the event. We thought of everything – from gift tags, sign up sheets, to a class brochure.

3

2


Want a variety of handouts that are easy to customize?

This resource includes editable versions so that you can get the wording perfect for your classroom and parents. Personalize your information but keep it stress-free!

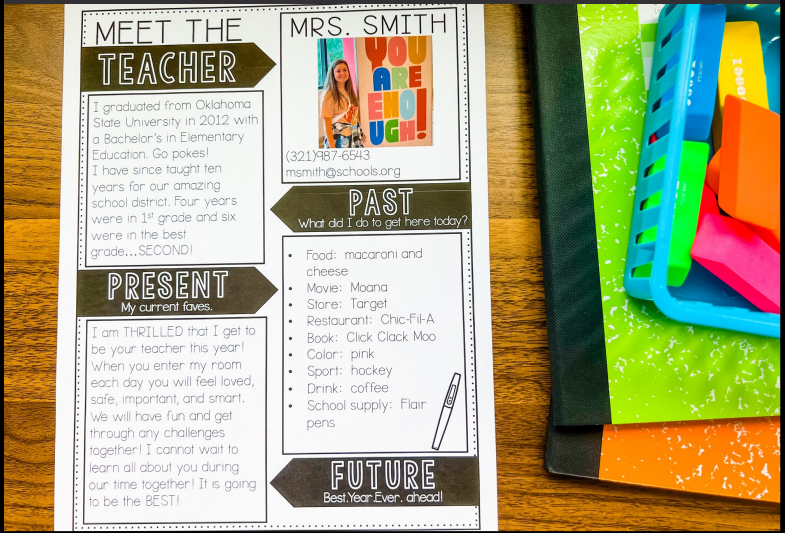


PERFECT FOR...

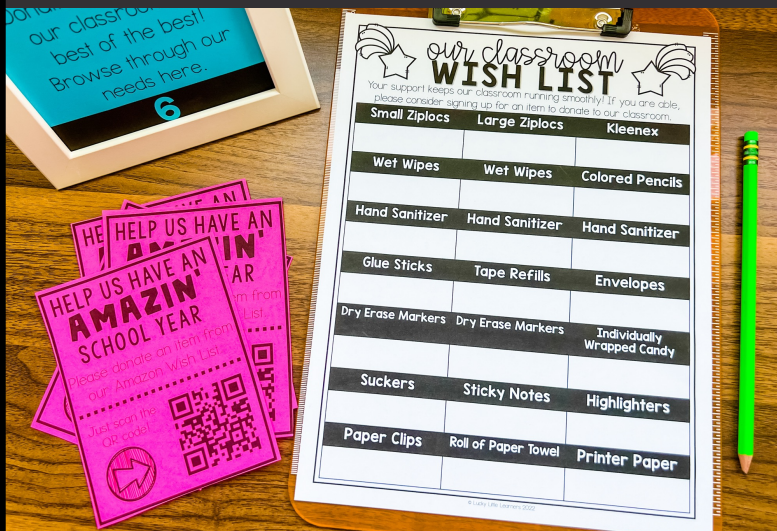
Welcoming families



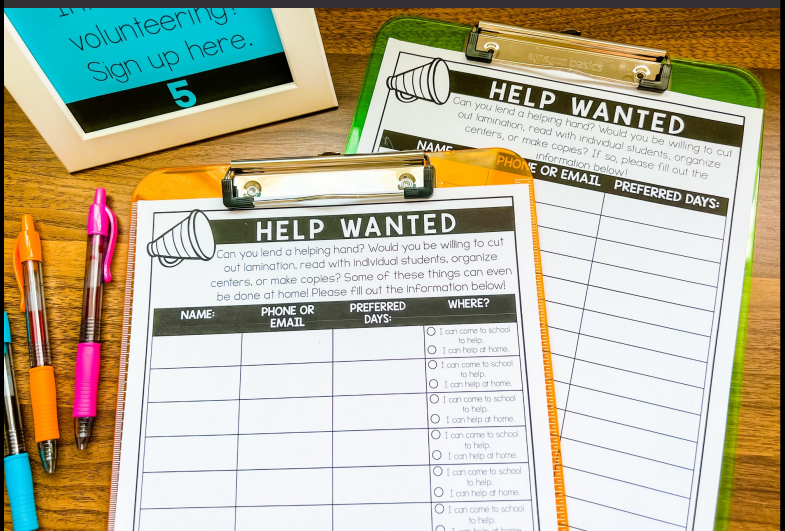
Meet the teacher info



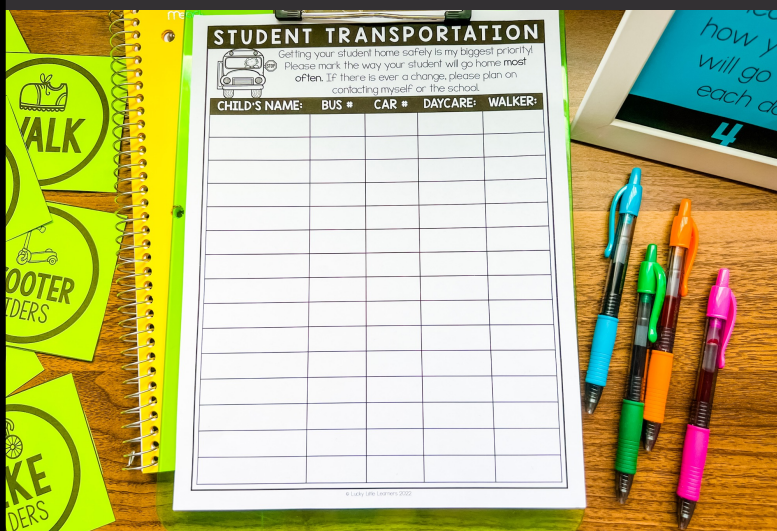
Classroom wish list




Volunteer sign-ups



Student information



Open House stations



PRINTING TIPS

No color ink is required for the pages, but printing on colored paper is a great way to add some color!

BRIGHT

Astrobrights "Bright" paper

BOHO

Scrapbook.com "Boho" cardstock

SCHOOL

Astrobrights "School Days" paper

PASTEL

Astrobrights "Sprinkle" paper



Print on
any paper
that fits
your color
scheme!

...or keep
it simple
with black
& white!

OPEN HOUSE

- - C O N T E N T S - - - - -

Click the
resource you
want to
download!




Photo prop signs

Parent brochure

Student gift tags – 4 options

Volunteer sign-up sheets

Transportation sheet

Classroom wish list hand-outs

Welcome sign-in sheet

Meet the teacher template & example

Social media and photo release forms

Student information forms

EDITABLE VERSIONS INCLUDED!

DISPLAY CLOSE-UP



Print on any color paper to fit your classroom style

Simple & appealing designs

Editable versions of each page

STUDENT INFORMATION

Student's Name: _____ Birthday: _____

Parent/Guardian's Name: _____

Phone #: _____ Occupation: _____

Parent/Guardian's Name: _____

Phone #: _____

Email(s): _____

How will your student go home?

☐ car rider

☐ bus rider

☐ other: _____

ADDITIONAL INFO.

Any allergies or health concerns: _____



HELP WANTED

Can you lend a helping hand? Would you be willing to cut out lamination, read with individual students, organize centers, or make copies? If so, please fill out the information below!

NAME: _____ PHONE OR EMAIL: _____ PREFERRED DAYS: _____

MEET THE TEACHER

PRESENT

My current faves.

FUTURE

Best Year Ever. ahead!




MEET THE TEACHER

PAST
What did I do to get here today?

PRESENT
My current faves.

FUTURE
Best Year Ever... ahead!

OPEN HOUSE STATIONS



SOCIAL MEDIA/ PHOTO/VIDEO RELEASE FORM

Dear families,

During our year together, there will be many moments that I would love to capture a photo share with you.

Our classroom has a teacher-run social media account. The account is private and requires permission to post. I plan to share pictures, videos, imports and upcoming dates. More information about it provided below.

Please indicate below if you approve or disapprove of photos of your student being shared online, in print or printed and hung in our school.

Thank you,

☐ YES. PHOTOS MAY BE SHARED ☐ NO. PHOTOS MAY NOT BE SHARED

CHILD'S NAME: _____ DATE: _____

PARENT'S SIGNATURE: _____

SOCIAL MEDIA PLATFORM: _____

LINK: _____

GROUP NAME: _____

PHOTO RELEASE FORM

Dear families,

During our year together, there will be many moments that we will share. Learning to help...the list goes on! I would love videos of these memories to share with you.

Please indicate below if you approve or disapprove of your student being photographed.

Thank you

☐ YES. PHOTOS/VIDEOS MAY BE TAKEN ☐ NO. PHOTOS/VIDEOS MAY NOT BE TAKEN

CHILD'S NAME: _____ DATE: _____

PARENT'S SIGNATURE: _____

Meet the Teacher CHECKLIST

Please use this as a guide as you are making your way around our classroom! I am here to answer any questions.

- ☐ Sign in and say hello to your teacher!
- ☐ Find your seat.
- ☐ Fill out the student information sheet and turn it in.
- ☐ Put your school supplies in the designated spots.
- ☐ Check out the volunteering opportunities.
- ☐ Fill in the transportation sheet.
- ☐ Browse through our class wish list.
- ☐ Say 'see you later!' to your teacher.
- ☐ Take a walk around the school and meet other staff members.

STUDENT INFORMATION

Student's Name: _____ Birthday: _____

Parent/Guardian's Name: _____

Phone #: _____ Occupation: _____

Parent/Guardian's Name: _____

Phone #: _____ Occupation: _____

E-mail(s): _____

TRANSPORTATION

How will your student go home each day?

- ☐ car rider ☐ walker ☐ daycare
- ☐ bus rider ☐ other: _____

ADDITIONAL INFO.

Relevant allergies or health concerns: _____

WELCOME
back to
SCHOOL

Please sign in here and grab your checklist!

1

TELL ME
all about
YOUR CHILD

Fill out the paperwork at your child's seat and place it in the turn in bin.

2

Drop off your
SCHOOL SUPPLIES

If you brought your supplies, please place them in the correct tub.

3

How will you
GO HOME?

Please fill out how your child will go home each day.

4

Would you like to
HELP US?

Interested in volunteering? Sign up here.

5

CHECK OUT
our classroom
WISH LIST

Donations from families truly make our classroom the best of the best! Browse through our needs here.

6

SIGNS & BROCHURE



THANK YOU FOR DOWNLOADING!

Terms of Use

©Lucky Little Learners, LLC 2013 By purchasing and/or downloading this electronic file, you agree to the terms of use stated below. For personal use/single classroom use only. No part of this document may be copied, sold or edited without the direct permission from the author. Violations are subject to the penalties of the Digital Millennium Act. To purchase additional sharing licenses, please visit my store. All contents of this document are under copyright protection including all text, graphics, content, and fonts. All graphics and fonts are also protected by copyright from their original author/artist. For any questions, you can contact us at customerservice@luckylittlelearners.com

Let's Connect



Website

Email Freebies

Facebook Page

Facebook Group

Instagram

About the Author



Angie Olson has many years of classroom experience teaching grades kindergarten, first, and second grade. She earned her master's degree in mathematics and has presented for a variety of conferences at the national, state, and local levels. Over the years, Angie has employed teachers to help with Lucky Little Learners. She is proud of her talented team who strives to support the teaching community with her. Lucky Little Learners has created over 600 resources and is one of the top primary sellers on Teachers Pay Teachers.

All Access Membership

Pssst... are you on a trial membership and need more downloads?

Upgrade here



**ALL
ACCESS**



Graphics & Fonts

