

classroom LABELING

BASIC 
BRIGHT
collection



EDITABLE
folders, supplies, & more

© Lucky Little Learners

Keep scrolling for helpful
tips for setting up the
different classroom labels



Hi there!

Thank you so much for downloading my classroom labels pack! This document will help you get started using the resource with your students.

— Angie

HELPFUL TIPS:

- Open the PDF files with Adobe Reader. If you do not have the most current version of Adobe Reader installed, you can [get it for free here](#).
- Open editable PowerPoint files with Microsoft PowerPoint. Each editable file has instructions on the first page of the download that will list the fonts used, and any other specific directions for that particular resource.

RELATED BLOG POSTS:



Click to READ



Click to READ



Click to READ



Why?

Classroom LABELS

This classroom labeling set includes everything you need to get organized and stay organized!

This resource is customizable, aesthetically pleasing, and not overwhelming or overstimulating. It is easy to assemble and both teacher and kid-friendly!

**Need labels
that fit your
color scheme?**

The labels can be printed on any paper color(s) you wish! Brights, neutrals, pastels, etc.

1

2

3

**Looking for
labels for
everything?**

This pack includes labels for student folders, mailboxes, teacher binders and toolbox, supplies, and more!

**Want a pack of labels
that you can edit?**

The labels included in this pack are editable! The fonts used are free, and you can type any wording you like. Many pre-made labels are included too.



PERFECT FOR...

Student supplies



Teacher supplies




Getting organized



Creating systems



Math manipulatives



Language support



PRINTING TIPS, PT. 1

No color ink is required for most of the labels, but printing on colored paper is a great way to add some color!

BRIGHT

Astrobrights "Bright" paper

BOHO

Scrapbook.com "Boho" cardstock

SCHOOL

Astrobrights "School Days" paper

PASTEL

Astrobrights "Sprinkle" paper



Print on
any paper
that fits
your color
scheme!

...or keep
it simple
with black
& white!

LABELS

EDITABLE
INCLUDED!

- - - - - C O N T E N T S - - - - -

COMPONENT	DETAILS
STUDENT FOLDER & NOTEBOOK LABELS	30 designs – 2" x 4" – use Avery labels
BINDER COVERS & BINDER SPINES	28 binder cover designs & 24 binder spines for 1" and 1.5"
TEACHER TOOLBOX LABELS	42 labels – large and small sizes
STUDENT MAILBOX LABELS	Numbers or names, use 2" x 4" Avery labels
CLASSROOM SUPPLY LABELS	42 labels – 2.65" x 5.3"
DRAWER TOWER LABELS	30 labels – 2.5" x 9.5"

LABELS PRINTING:

FOLDER & NOTEBOOK LABELS

- Option 1: Print the labels on Avery 5163 (2" x 4" shipping labels) or equivalent size labels. Make sure to print actual size, NOT fit to page.
- Option 2: Print on full-sheet sticker paper and cut out if you don't have pre-cut labels.
- Option 3: Print the labels on regular paper or cardstock, then use tape to secure them on folders.



TEACHER TOOLBOX & DRAWER LABELS

- Measure the size of the drawers for your specific toolbox or drawer tower. The large toolbox labels are 2.4" x 5.6" and the small labels are 1.4" x 2.1". The drawer tower labels are 2.5" x 9.5". If your drawers fit those sizes, make sure to select "Actual Size" on the printing options.
- If your drawers are not those specific sizes, adjust using the scale feature on the printing options (i.e. reduce to 85% if the drawers are smaller, etc).

EVERYTHING ELSE

- All other components do not require any specific printing settings.

LABELS CLOSE-UP



AUGUST
MATERIALS

FILE
GRADE

Editable
versions of
each label



ON

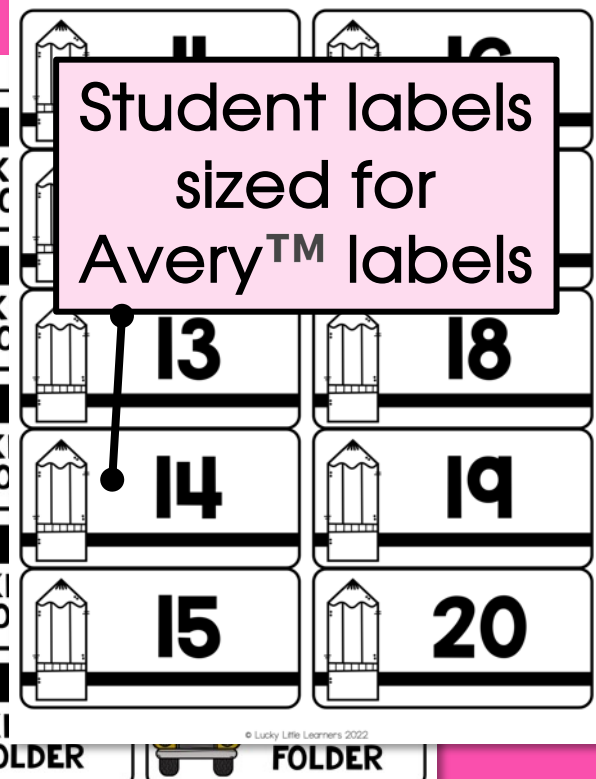
LESSON PLANS

MATH

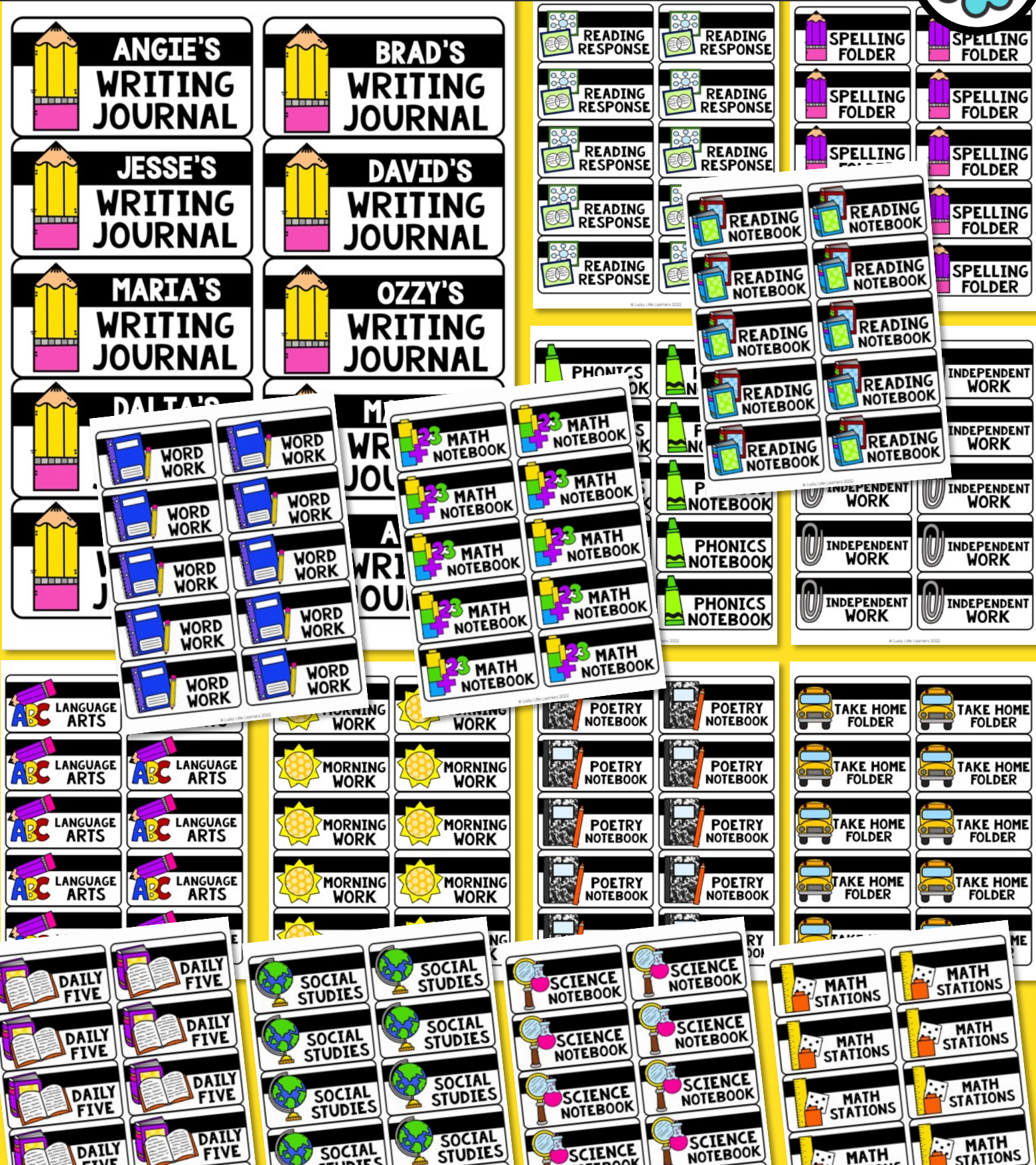
READING

DATA

Student labels
sized for
Avery™ labels



FOLDERS & NOTEBOOKS



30 designs – add student names – editable versions – print on 2" x 4" labels

BINDER COVERS



SCHOOL
DOCUMENTS



© Lulu Life Learners 2022

ART
PROJECTS



© Lulu Life Learners 2022

DECEMBER
MATERIALS




© Lulu Life Learners 2022



LESSON PLANS

© Lulu Life Learners 2022

MATH
MATERIALS




© Lulu Life Learners 2022

LESSON
PLANS




© Lulu Life Learners 2022

INTERVENTION
RECORDS



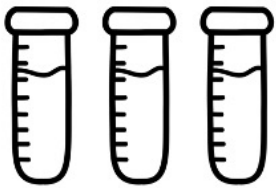
© Lulu Life Learners 2022

HOME
WORK



© Lulu Life Learners 2022

SCIENCE
UNITS




© Lulu Life Learners 2022

WEEKLY
PLANS



© Lulu Life Learners 2022

DATA
BINDER



© Lulu Life Learners 2022

READING
MATERIALS



© Lulu Life Learners 2022

SOCIAL
STUDIES



STEAM
PROJECTS



WRITING
LESSONS



SOCIAL
EMOTIONAL



**28 designs – editable versions –
spine labels included for 1" & 1.5" binders**


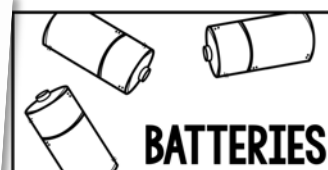


© Lulu Life Learners 2022

© Lulu Life Learners 2022

© Lulu Life Learners 2022



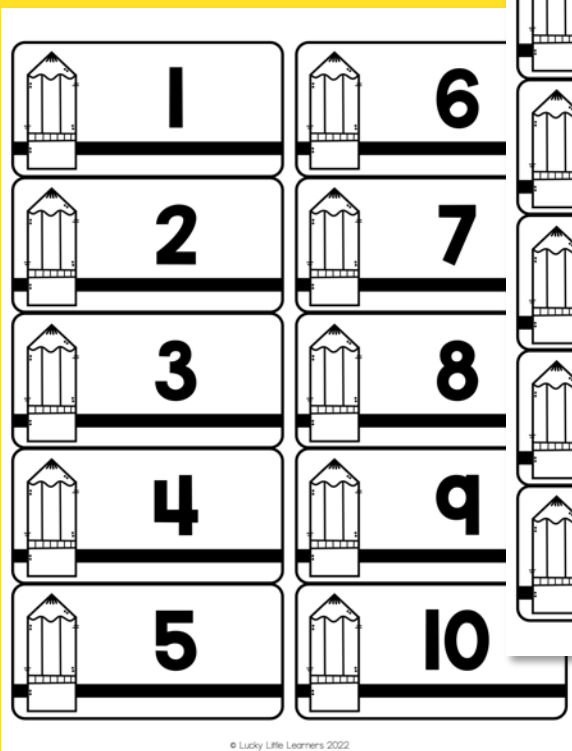
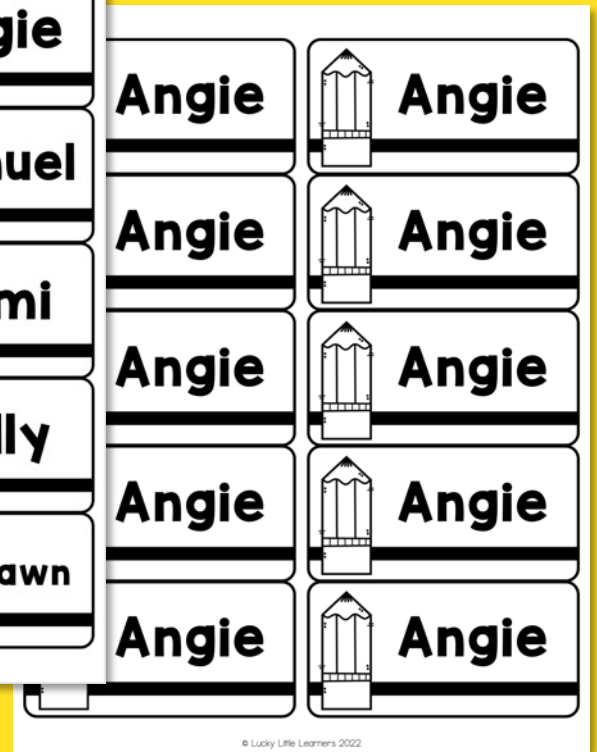
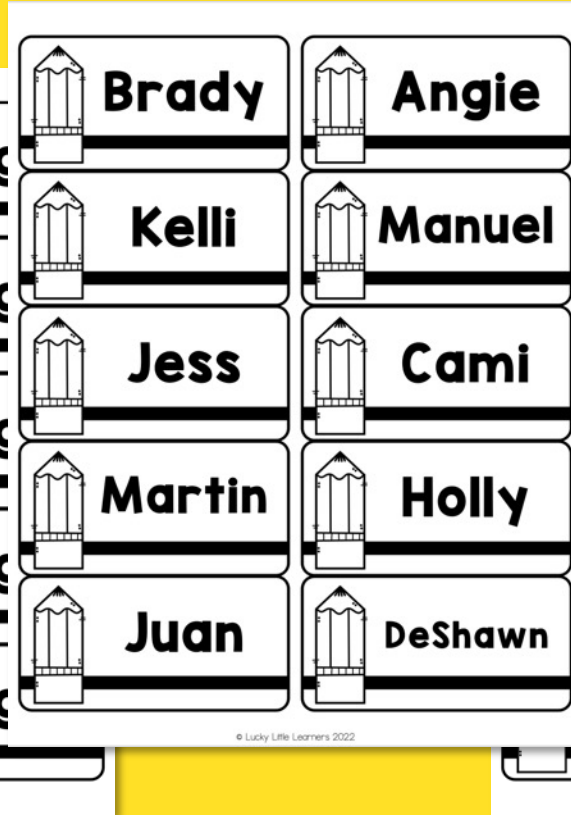
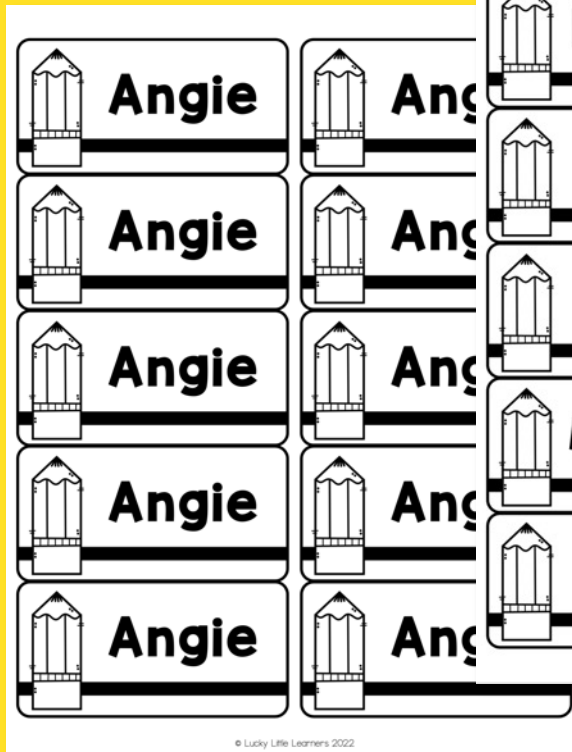
© Lulu Life Learners 2022

TEACHER TOOLBOX



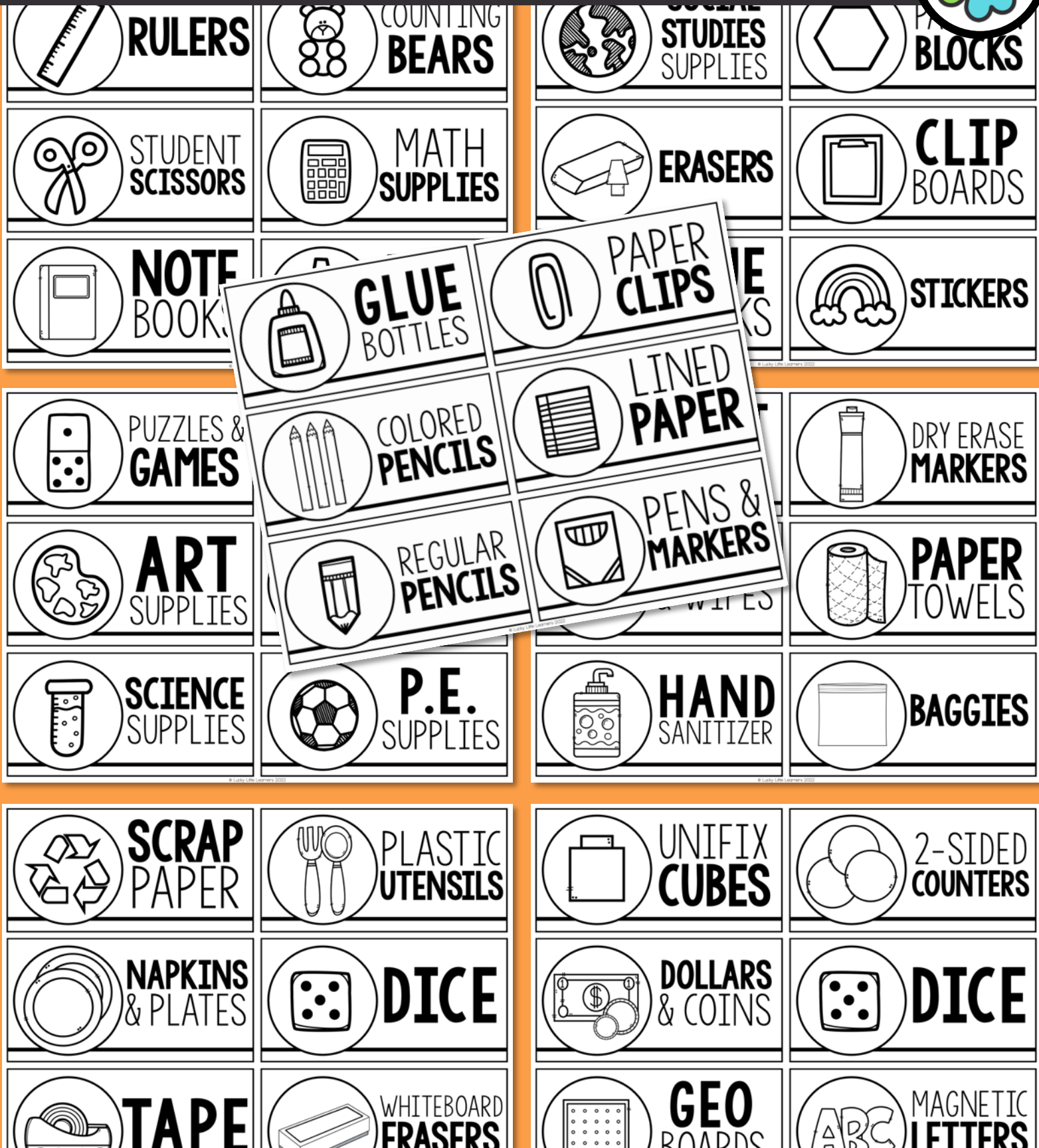
42 labels in 2 sizes— editable versions —
2.4" x 5.6" and 1.4" x 2.1"

STUDENT MAILBOXES



**Add student names or use numbers –
editable versions – print on 2" x 4" labels**

CLASS SUPPLIES



**42 labels – editable versions –
2.65" x 5.3"**

DRAWER LABELS



COPY

FILE

GRADE

MONDAY

TUESDAY

WEDNESDAY

THURSDAY

FRIDAY

NEXT WEEK

JANUARY

FEBRUARY

MARCH

APRIL

MAY

JUNE

PAPERS

PENS

OTHER

SCIENCE

SOCIAL STUDIES

HOMEWORK

JULY

AUGUST

SEPTEMBER

DECEMBER

MATH

WRITING

READING

30 labels – editable versions –
2.5" x 9.5"

THANK YOU FOR DOWNLOADING!

Terms of Use

©Lucky Little Learners, LLC 2013 By purchasing and/or downloading this electronic file, you agree to the terms of use stated below. For personal use/single classroom use only. No part of this document may be copied, sold or edited without the direct permission from the author. Violations are subject to the penalties of the Digital Millennium Act. To purchase additional sharing licenses, please visit my store. All contents of this document are under copyright protection including all text, graphics, content, and fonts. All graphics and fonts are also protected by copyright from their original author/artist. For any questions, you can contact us at customerservice@luckylittlelearners.com

Let's Connect



Website

Email Freebies

Facebook Page

Facebook Group

Instagram

About the Author



Angie Olson has many years of classroom experience teaching grades kindergarten, first, and second grade. She earned her master's degree in mathematics and has presented for a variety of conferences at the national, state, and local levels. Over the years, Angie has employed teachers to help with Lucky Little Learners. She is proud of her talented team who strives to support the teaching community with her. Lucky Little Learners has created over 600 resources and is one of the top primary sellers on Teachers Pay Teachers.

All Access Membership

Pssst... are you on a trial membership and need more downloads?

Upgrade here



**ALL
ACCESS**



Graphics & Fonts

