

# classroom HELPERS

BASIC   
**BRIGHT**  
collection

**JOBS**



**CLASSROOM**

**JOBS**



**EDITABLE**

student jobs display

© Lucky Little Learners

Keep scrolling for helpful  
tips for setting up your  
classroom jobs system



- Angie

- Open the **PDF files with Adobe Reader**. If you do not have the most current version of Adobe Reader installed, you can [get it for free here](#).
- Open editable PowerPoint files with Microsoft PowerPoint. Each editable file has instructions on the first page of the download that will list the fonts used, and any other specific directions for that particular resource.

Click to READ

# Why?

# Classroom HELPERS

This classroom jobs resource includes everything you need to get set up a classroom jobs system!

This resource is customizable, aesthetically pleasing, and not overwhelming or overstimulating. It is easy to assemble and both teacher and kid-friendly!

**Need a job chart that fits your colors?**

The job cards can be printed on any paper color(s) you wish! Brights, neutrals, pastels, etc.

1

**Looking for a job chart to use each year?**

This pack includes both vertical & horizontal cards, display headers, numbers, & even a job application.

3

2

**Want a pack of jobs that you can edit?**

The job cards included in this pack are editable! The fonts used are free, and you can type any wording you like. 35 pre-made cards are included.





# PERFECT FOR...

## Classroom jobs display



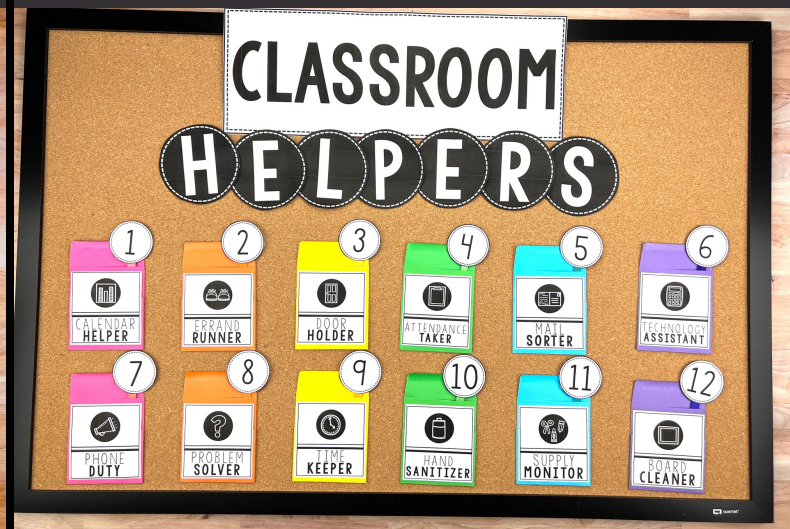
## Teacher helpers



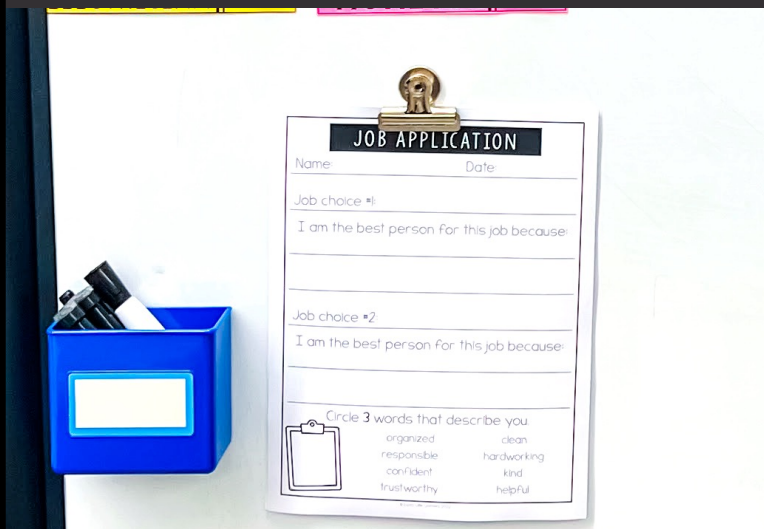
## Getting organized



## Creating systems



## Teaching responsibility



## Student collaboration





# PRINTING TIPS

*No color ink is required* for most of the labels, but printing on colored paper is a great way to add some color!

**BRIGHT**

Astrobrights "Bright" paper

**BOHO**

Scrapbook.com "Boho" cardstock

**SCHOOL**

Astrobrights "School Days" paper

**PASTEL**

Astrobrights "Sprinkle" paper



Print on  
any paper  
that fits  
your color  
scheme!

...or keep  
it simple  
with black  
& white!

# JOB CHART IDEAS:

## Option 1:



- Use a [pocket chart](#). Slide job cards into the pockets and then use student numbers on [clothespins](#) or [popsicle sticks](#) to show who has each job.
- Use a bulletin board. Get colorful [cash envelopes](#) or [seed envelopes](#) and glue job cards onto the envelopes. Slide [popsicle sticks](#) with students numbers or names into the envelopes to show who has each job.

## Option 2:

- Use a whiteboard or magnetic surface. Laminate job cards and attach magnets to the back. Attach [magnets to the student numbers](#) to show who has each job, use [number stickers](#), or write their names in the white space next to each job.
- Use a long strip of butcher paper or poster board and glue the job cards down the middle. Attach student numbers to [clothespins](#) to clip on to show who has each job. Hang it on the classroom wall.





# CLASS JOBS

## ----- CONTENTS -----

COMPONENT	DETAILS
HORIZONTAL JOB CARDS	36 jobs 3.6" x 3.4" cards
VERTICAL JOB CARDS	36 jobs 3" x 8" cards
DISPLAY HEADER	2 designs
STUDENT NUMBERS	2 designs
JOB APPLICATION	Letter size page

Click the  
resource you  
want to  
download!



EDITABLE JOB CARDS INCLUDED!

# JOB CARDS CLOSE-UP



Simple & appealing design

Print on any color paper to fit your classroom style

Editable versions of each card

Space for student names or numbers

ATTENDANCE  
TAKER

TEACHER'S  
ASSISTANT

MORNING  
GREETER

ELECTRICIAN

CLEANUP  
CREW

LUNCH  
HELPER

FOLDER  
CHECKER

CLEANUP  
CREW

CENTER  
CHECKER

FOLDER  
CHECKER

SUPPLY  
MONITOR

FOLDER  
STUFFER

BOARD  
R




# HORIZONTAL CARDS



 MORNING  
GREETER

 CENTER  
CHECKER

 TECHNOLOGY  
ASSISTANT

 ELECTRICI

 ATTENDANCE  
TAKER

 SUPPLY  
MONITOR

 HAND  
SANITIZER

 LUN  
HELP

 MAIL  
SORTER

 BOARD  
CLEANER


 HOMEWORK  
R

 TEACHER'S  
ASSISTANT

 PAP  
MANAG

 CHAIR  
STACKER

 ROOM  
TITOR

 GARDI

 PENCIL  
SHARPENER

 PHONE  
DU


 SUBSTITUTE

 CHECK

 SNACK  
HELPER


 PROBL  
SOLV

 CLEANUP  
CREW

 NDAR  
LPER


 TIME  
KEEPER

 DO  
HOLD


 FOLDER  
CHECKER

 PLEDGE  
LEADER

 TABLE  
WASHER

 CABOOSE

 FOLDER  
STUFFER

 LIBRARIAN

 RECYCLER

 ERRAND







 LINE

 PET

36 JOBS INCLUDED — EDITABLE — 3" X 8"

# VERTICAL CARDS









		
ATTENDANCE TAKER	CHAIR STACKER	GARDENER
		
MAIL SORTER	DESK CHECKER	FOLDER STUFFER

© Lucky Life Learners 2022

		
TECHNOLOGY ASSISTANT	CENTER CHECKER	HOMEWORK CHECKER
		
SUPPLY MONITOR	BOARD CLEANER	HAND SANITIZER

© Lucky Life Learners 2022

		
TEACHER'S ASSISTANT	MORNING GREETER	ELECTRICIAN
		
CLEANUP CREW	LUNCH HELPER	FOLDER CHECKER

© Lucky Life Learners 2022

		
PENCIL SHARPENER	PHONE DUTY	PAPER MANAGER
		
SNACK HELPER	PROBLEM SOLVER	TIME KEEPER

© Lucky Life Learners 2022

		
BATHROOM MONITOR	CALENDAR HELPER	SUBSTITUTE
		
DOOR HOLDER	ERRAND RUNNER	PLEDGE HEALER

		
RECYCLER	PET CARETAKER	CABOOSE
		
TABLE WASHER	LIBRARIAN	LINE LEADER

**36 JOBS INCLUDED — EDITABLE — 3" X 8"**



# EXTRAS



CLASS

ROOM

H

L

P

E

J

B

C

S

## JOB APPLICATION

Name:

Date:

Job choice #1:

I am the best person for this job because:

Job choice #2:

I am the best person for this job because:



Circle 3 words that describe you.

organized	clean
responsible	hardworking
confident	kind
trustworthy	helpful

13 14 15  
16 17 18  
19 20 21  
22 23 24

Student numbers

© Lucky Life Learners 2022

Student numbers

© Lucky Life Learners 2022

13 14 15  
16 17 18  
19 20 21  
22 23 24

Student numbers option 2

© Lucky Life Learners 2022

Student numbers option 2

© Lucky Life Learners 2022

# THANK YOU FOR DOWNLOADING!

## Terms of Use

©Lucky Little Learners, LLC 2013 By purchasing and/or downloading this electronic file, you agree to the terms of use stated below. For personal use/single classroom use only. No part of this document may be copied, sold or edited without the direct permission from the author. Violations are subject to the penalties of the Digital Millennium Act. To purchase additional sharing licenses, please visit my store. All contents of this document are under copyright protection including all text, graphics, content, and fonts. All graphics and fonts are also protected by copyright from their original author/artist. For any questions, you can contact us at customerservice@luckylittlelearners.com

## Let's Connect



Website

Email Freebies

Facebook Page

Facebook Group

Instagram

## About the Author



Angie Olson has many years of classroom experience teaching grades kindergarten, first, and second grade. She earned her master's degree in mathematics and has presented for a variety of conferences at the national, state, and local levels. Over the years, Angie has employed teachers to help with Lucky Little Learners. She is proud of her talented team who strives to support the teaching community with her. Lucky Little Learners has created over 600 resources and is one of the top primary sellers on Teachers Pay Teachers.

## All Access Membership

Pssst... are you on a trial membership and need more downloads?

**Upgrade here**



## Graphics & Fonts

