



BOOKS &



BASKETBALL

ROOM TRANSFORMATION

grades 1-3



Why?

This BOOKS AND BASKETBALL transformation pack includes a variety of themed activities to support a fun day of learning! We've done the thinking for you and included everything you need – from a book madness bracket to a math review game, and all the teacher support & decoration materials too!



Need a fun March or Reading Week activity?

Theme days are a fun change from the routine. With this pack, it will be quick and easy to implement with simple prep!



Want motivating skill review activities?

We know end-of-year testing is looming! All of the activities are tied to standards! Students won't even know they are learning & reviewing!



Looking for a way to keep students interested?

The months can get long! We designed each activity to maximize student engagement, without being rough on your wallet!

PERFECT FOR

MARCH BOOK MADNESS

ROOM DECORATIONS

SYLLABLE TYPES HOOPS & CUBES

1. Set out the game board.
2. Spin the spinner. Find a basketball of the color you landed on.
3. Read the word on the ball. Look at the syllable from the spinner.
4. Cover the ball with a cube to show the syllable type.
5. Write the word on your recording sheet.



HOOPS & CUBES

Directions: Spin the spinner. Read a word on a basketball with that color. Cover the basketball with the correct color of cube to show the syllable type.

closed	playoffs	teammate	teamwork	timeout
open	athlete	backboard	contest	
silent e	playbook	sneaker	airball	
vowel team	teamwork	contact	rebound	keyhole
consonant +le				
r-controlled				

MATH & ELA SKILL REVIEW

BE A SHINING LIGHT, BRINGING LIFE TO EVERY SITUATION."
- MAYA MOORE

...ESS IS NOT ...URED BY WINS ...LOSSES, BUT BY ...EFFORT YOU ...N."
...ILLE DONNE

BOOKS & BASKETBALL

- Book Madness Bracket display & student materials, reading challenge
- Read Aloud & Comprehension Questions - *Sally in His Shoes*
- Read Aloud Companion Worksheets: retelling, sequencing, character traits, cause and effect, growth mindset
- Nonfiction Reading Passages & Questions: *The Invention of Basketball*, Kobe Bryant
- Playground Ball - verb tenses activity
- Grammar Grid Game - nouns, verbs, and adjectives worksheet
- Sentence Scramble worksheet
- Basketball Prepositions worksheet
- Nine Square Puzzles - compound words activity
- Hoops & Cubes - syllable types activity
- Shooting Hoops - long U patterns activity
- Open Gym Syllables - open & closed syllables worksheet
- Diphthong Slam Dunk - partner game
- Score a Suffix - partner game
- Athlete Biography template
- How to Play Basketball and How to Play Sport of Choice
- The Best Athlete - opinion organizer, prompt, & craft
- Missing Trophy - spin a story narrative writing
- Basketball Video brain breaks
- Trashketball Test Prep - game instructions and editable question slides
- Sparty Solving Slides & Worksheet - 3 digit addition word problems
- Sparty Solving Slides & Worksheet - basic subtraction word problems

INVENTION OF BASKETBALL

Directions: Answer the questions from the passage. Underline the text evidence in the passage using the color shown next to the question.

Who invented basketball?

How do you stay active in the winter when it's too cold to play football or baseball? In 1891, a teacher made up a new sport for his students to play inside. The teacher was James Naismith. He taught at a college in Massachusetts. James decided to make a game with a ball at a...

BASKETBALL OR SPORTS DAY

WHAT'S INCLUDED?

200+ pages



decorations



literacy activities



math activities



science & art



& so much more!

BOOKS & BASKETBALL

Reading & Literacy Activities	<ul style="list-style-type: none">Book Madness Bracket display & student materials, reading challengeRead Aloud & Comprehension Questions – <i>Salt in His Shoes</i>Read Aloud Companion Worksheets: retelling, sequencing, character traits, cause and effect, growth mindsetNonfiction Reading Passages & Questions: <i>The Invention of Basketball, Kobe Bryant</i>Playground Ball - verb tenses activityGrammar Grid Game - nouns, verbs, and adjectives worksheetSentence Scramble worksheetBasketball Prepositions worksheet
Phonics Activities	<ul style="list-style-type: none">Nine Square Puzzles - compound words activityHoops & Cubes – syllable types activityShooting Hoops - long U patterns activityOpen Gym Syllables - open & closed syllables worksheetDiphthong Slam Dunk - partner gameScore a Suffix - partner game
Writing Activities	<ul style="list-style-type: none">Athlete Biography templateHow to Play Basketball and How to Play Sport of ChoiceThe Best Athlete – opinion organizer, prompt, & craftMissing Trophy - spin a story narrative writing
Brain Breaks	<ul style="list-style-type: none">Basketball Video brain breaksTrashketball Test Prep – game instructions and editable question slides
Math Activities	<ul style="list-style-type: none">Sporty Solving Slides & Worksheet – 3-digit addition word problemsSporty Solving Slides & Worksheet – basic subtraction word problemsIt's Game Time – digital & analog clocks activitySports Equipment – build with cubes/write equations activityNumber Exercises - place value activityMath Worksheets: fact fluency, 2-digit subtraction & addition, money
Science & Social Studies	<ul style="list-style-type: none">Bounce Back experimentBasketball Hoop STEM projectMost Popular Sports Around the World slidesQR Code Videos – basketball players & read alouds
Art	<ul style="list-style-type: none">I Am The Greatest of All Time craft and writingDesign Your Own Basketball Jersey - autofill
SEL	<ul style="list-style-type: none">Teamwork Activities - sort, worksheet, poster, pennant design
Other	<ul style="list-style-type: none">Sports Bingo game, Basketball PlacematCertificate, parent note template, brag tagPosters and checklist, ticket, decoration ideas, bannersBasketball Behavior system – print or digital

Narr
I
t
winte
footb
teach
his stu
teache
taught
Massac
Jarr
a ball at
tossed th
"basket b
peach ba
with 9 pl
The st
became te
game to hi
across the
Since 1
peach bask
created that
Professional
of the most p

DECORATIONS

POSTERS

"DON'T SELL YOURSELF SHORT. YOU ARE MORE CAPABLE THAN YOU THINK."

- STEPH CURRY



"THE ONLY PERSON WHO CAN REALLY MOTIVATE YOU IS YOU."

- SHAQUILLE O'NEAL



BRACKET INSTRUCTIONS

MATERIALS NEEDED:

- 16 book titles of your choice
- Large bulletin board space
- Butcher paper
- 2 copies of page 2
- 4 copies of page 3
- 1 copy of page 4
- 1 copy of page 5
- 1 copy of page 6
- Masking tape, paper, or a marker

DIRECTIONS FOR SET UP:

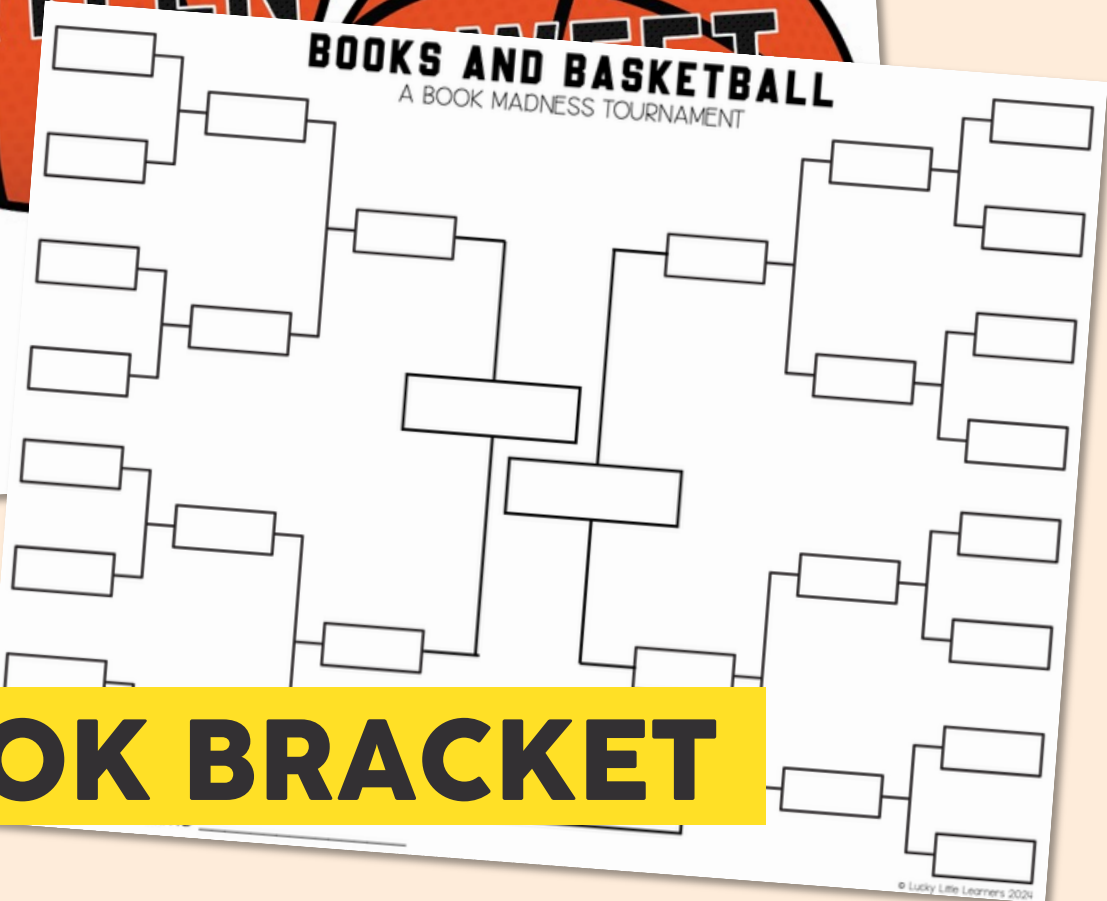
1. Print the cover images of the books you have selected or write the titles on pieces of paper.
2. Hang up the large piece of butcher paper to cover the bulletin board.
3. Start the book cover images on the left.



SWEET SIXTEEN

BOOKS AND BASKETBALL
A BOOK MADNESS TOURNAMENT

BOOK BRACKET



CHAMPION CORNER



BANNERS



LITERACY ACTIVITIES

HOOPS & CUBES

Directions: Spin the spinner. Read a word on a basketball with that color. Cover the basketball with the correct color of cube to show the syllable type.

closed
basket, playoffs, teammate, teamwork, timeout

open
athlete, dribble, defense, backboard, contest

silent e
playbook, sneaker, contact

vowel team
teamwork, contact

consonant +le
teamwork, contact

r-controlled
teamwork, contact

PUZZLE A

VERB TENSES

SENT FUTURE

bathtub, backpack, butterfly, armchair, doorbell, earrings, chalkboard, cupcake

SCORE A SUFFIX

Directions: Each player needs a different color of counters or cubes. On your turn, spin the spinner. Match the suffix to a word on a basketball that makes a new, real word. Cover the word on the basketball. Write the new word with the suffix on the lines next to your number. The first player to get four in a row wins!

father teach act thank play conduct bright

quick do reason slow wish afford power

think kind like sad

counsel fast sharp bake

brave live use edit

READING CHALLENGE

Directions: Color one basketball for each book you read!

10 20 30 40 50 60 70 80 90 100

THE BEST ATHLETE

MISSING TROPHY

Directions: The winning team's trophy is missing! Spin each spinner to figure out who has it, how they got away, and why they took it. Then, write a story about how the winning team is going to get the trophy back.

WHO TOOK IT? WHY DID THEY TAKE IT?

HOW DID THEY GET AWAY?

superhero, pirate, wolf, dragon

on a jet, on a bike, with a mask on, in a van

to hold their treasures to use as a cup, to put on a shelf to feel like a winner

INVENTION OF BASKETBALL

How do you stay active in the winter when it's too cold to play football or baseball? In 1891, a teacher made up a new sport for his students to play inside. The teacher was James Naismith. He taught at a college in Massachusetts.

James Naismith with basketball and soccer

INVENTION OF BASKETBALL

Directions: Answer the questions from the passage. Underline the text evidence in the passage using the color shown next to each question.

red Who invented basketball?

green Where was basketball invented?

WORKSHEETS & GAMES

GRAMMAR GRID GAME

Directions: Read each word in the grid below. Decide if it is a noun, adjective. Color using the code to see the mystery image.

NOUN			VERB			ADJECTIVE		
YELLOW			BLACK			GRAY		
cat	dog	sun	moon	star	tree	ball	car	house
book	cake	fish	small	drink	old	clean	duck	bird
bird	run	hot	cold	look	good	dirty	bumpy	quiet
doll	hard	play	soft	walk	funny	open	light	jet
door	read	sing	stand	laugh				
milk	fast	swim	slow	draw				
sand	wet	sit	dry	push				
ring	drum	cry	eat	tall	pi			
kite	corn	bee	long	short	the			
lion	egg	ant	fox					

with 9 players on each team. The game had 13 rules. The students really liked the game! When they became teachers and coaches, they took the basketball game to high schools and colleges. It started to spread across the country. Since 1891, some of the rules have changed. peach baskets were replaced by nets. New balls were created that were easier to dribble and shoot. Professional teams were formed. Today, basketball is one of the most popular sports all over the world.

What year was basketball invented?

Why was basketball invented?

What was used for the ball in the first game?

What has changed in basketball since 1891?

HOW TO PLAY BASKETBALL

Directions: Teach someone how to play basketball! What are the steps? What are the rules? Draw and write the steps in order.

SALT IN HIS SHOES COMPREHENSION QUESTIONS

Pre-reading: Read the title and look at the cover. Why do you think the title is "Salt in His Shoes?"

What do you know about Michael Jordan?

Let's make some predictions about what this story will be about.

Who did Michael watch play basketball at the park?

There is a boy on his brother's team named Mark. Why is he a problem?

Why does Michael think that he lost the game for the team?

Why does Michael's mom tell him to put salt in his shoes?

What is Mama's advice when Michael ask how long it will be before he grows?

Why do you think Michael isn't hungry at dinner?

MICHAEL'S CHARACTER TRAITS

Directions: Write about Michael's external and internal character traits.

MINDSET

Basketball player yet, he believed he could end up being one of the best players in the world. He had a growth mindset.

1. What I can't do yet:

2. What can I do to help reach my goal:

3. When I achieve:

OPEN GYM SYLLABLES

Directions: Read each open syllable word on the hoop. Match it to a basketball that turns it into a closed syllable word. Write the open and closed syllables.

go, hi, no, me, he, so, we

b, m, t, d, p, f, n

	OPEN	CLOSED
b		
m		
t		
d		
p		
f		
n		

DIPHTHONG SPIN

Directions: Each player puts a game pawn on start. On your turn, spin the spinner and move that many spaces toward your hoop. Read the word you land on, and use it in a sentence. Continue taking turns. When someone gets to the end, they get a slam dunk! Switch sides of the board and play again.

cloud, trout, howl, gown, oink, boil, destroy, royal, cause, author, crawl, town

down, clown, coin, join, count, sound, boy, joy, sauce, fraud, saw, law, owl, point, enjoy, draw

ATHLETE BIOGRAPHY

Directions: Choose an athlete. Research information to fill out each box.

ATHLETE'S NAME:

BIRTH YEAR: DEATH YEAR:

LIVED IN: SPORT:

TEAM(S):

MOST FAMOUS FOR:

READ ALOUD COMPANION

WRITING PROMPTS

MATH ACTIVITIES

BASKETBALL

1. Use cubes to create a basketball.
2. Solve the equations on the recording sheet.

FOOTBALL

1. Use cubes to create a football.
2. Solve the equations on the recording sheet.

A
245

B
107

C
83

A	three thirty	B	two thirty	C	four thirty
D	two fifteen	E	eight fifteen	F	six fifteen
G	five o'clock	H	eleven forty-five	I	seven o'clock
M	seven thirty	N	one twenty	O	eight thirty

HANDS-ON CENTERS

TRASHKETBALL MATH REVIEW

Directions: Solve each problem as you play the math review game! Keep track of the score above.

	TEAM 1 POINTS	TEAM 2 POINTS
1	2	3
5	6	7
9	10	11
13	14	15
17	18	19
21		20
25		

SPORTY SOLVING ADDITION WORD PROBLEMS

Directions: Solve the problem in the box. After checking your answer, add the step to the directed drawing.

Name _____	
1	2
3	4
5	6

SHOOTING FOR FLUENCY

Directions: Score points by answering each addition fact below.

3 + 8	8 + 5	6 + 3	5 + 2	8 + 8	5 + 9
5 + 2	7 + 3	9 + 2	4 + 8	7 + 7	5 + 3
9 + 4	7 + 4	6 + 3	5 + 2	8 + 8	5 + 9
8 + 5	6 + 3	5 + 2	8 + 8	5 + 9	3 + 8

Solve and check!

It is hockey season! Brad practiced while wearing his new skates for 15 minutes, and Chelsey practiced for 7 minutes. How many more minutes did Brad practice hockey than Chelsey?

Does my answer make sense? How can I double check?

Solve and check!

In a baseball championship, the red team scored 527 runs, and the blue team scored 413 runs. How many runs were scored in total during the championship?

Does my answer make sense? How can I double check?

SNACK TIME

Directions: How much does each snack cost at the concession stand? Count and write the total.

popcorn	soda	hot dog
candy bar	ice cream	nachos
snow cone	pizza	burger

Which snack costs the most?

DIGITAL & ANALOG CLOCKS IT'S GAME TIME

Directions: Draw the hands on the clock and write the time for each game time card.

A	B	C
D	E	F
G	H	I
J	K	L
M	N	O

PLACE VALUE MAT

Expanded Form	Word Form
_____ + _____ + _____	_____
Standard Form	_____
Base Ten Blocks	Place Value Chart
	H T O

6 What is the value of the highlighted digit?

429

CHECK IT

BASKETBALL SUBTRACTION

Directions: Solve each subtraction problem! Then, color the picture using the code.

orange = 26
pink = 35
blue = 42
light blue = 15
red = 18

MYSTERY IMAGE: BASKETBALL CHAMP 2 DIGIT ADDITION

Directions: Use the key below to color 2-digit addition facts and reveal the mystery image.

89: ORANGE	67, 74: YELLOW	48, 55: RED
------------	----------------	-------------

32 + 23	22 + 67	48 + 41	52 + 37	85 + 4	26 + 63	77 + 12	20 + 35	12 + 43
44 + 11	52 + 15	40 + 34	35 + 32	25 + 42	60 + 14	13 + 61	30 + 18	51 + 4
43 + 24	22 + 52	26 + 41	23 + 51	62 + 5	33 + 34	54 + 20	41 + 15	52 + 15
33 + 15	44 + 30	42 + 32	50 + 17	10 + 57	24 + 43	12 + 33	34 + 24	24 + 50
10 + 45	34 + 16	64 + 28	48 + 19	12 + 55	12 + 46	38 + 10	38 + 10	64 + 13
28 + 46	27 + 47	52 + 3	53 + 14	53 + 21	43 + 12	13 + 47	30 + 35	34 + 34
52 + 15	38 + 24	58 + 16	42 + 32	47 + 20	34 + 28	42 + 32	35 + 32	41 + 11
25 + 23	23 + 25	27 + 21	18 + 30	27 + 40	14 + 60	34 + 14	20 + 28	24 + 27

WORKSHEETS

OTHER SUBJECTS

BASKETBALL VIDEOS

Each QR code links to a short informational video or read aloud about the person or topic listed.

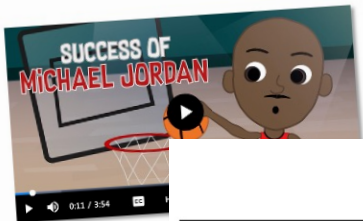
A



How to Play Basketball



B



Michael Jordan

C



CANADA



BRAZIL



SOCIAL STUDIES

Football – or soccer as you may know it - is an important culture. The country is famous for producing some of the best players. The Brazilian national team is very successful. They have won the World Cup five times, the most of any team!

American Football is the most popular sport in the USA. The National Football League (NFL) is a huge attraction! The Super Bowl is often the most-watched event on television each year. Football is a big part of American culture, from high school to college to professional levels.

BOUNCE BACK EXPERIMENT

RESULTS:

1 st surface:	2 nd surface:	3 rd surface:	4 th surface:
--------------------------	--------------------------	--------------------------	--------------------------

BOUNCE BACK EXPERIMENT

QUESTION: Which surface does a basketball bounce the best on?

CONCLUSION:

Which surface has the highest bounce?
Which surface has the lowest bounce?

EQUIPMENT:

- Basketball
- Four different surfaces – tile, carpet, cardboard, rug, asphalt, paper, pillow, desk, grass, etc.

HYPOTHESIS:

What surface will the basketball bounce the best on?

METHOD:

BASKETBALL STEM PROJECT

- MATERIALS NEEDED:
- Cardboard or a sturdy paper plate for the backboard
 - A paper or plastic cup for the hoop
 - Netting material (optional) – can use yarn, string, or mesh bag
 - Tape and glue
 - Scissors
 - A small, lightweight ball such as a ping pong ball or a small foam ball
 - Markers, stickers, or other coloring supplies
 - Spoon and rubber band (optional, if you want students to make catapults for the ball)

INSTRUCTIONS:

- Design the Backboard: Use a piece of cardboard or a sturdy paper plate as the backboard. Decorate the backboard.
- Create the Hoop: Cut the bottom off the paper cup to make the hoop. The cup should be large enough for the ball to pass through easily. Attach the cup "hoop" to the bottom of the backboard using tape or glue.
- Add the Net (Optional): Cut and tie pieces of yarn or string to the bottom of the hoop to simulate a basketball net.
- Playing with Physics: Once the mini basketball hoops are complete, experiment with throwing the ball at different angles and with different amounts of force to see how it affects whether the ball goes into the hoop.
- Discussion: Talk about the process of making the basketball hoop and how it relates to real basketball hoops. Discuss why the angle and force with which you throw the ball matter in getting it through the hoop.

certain height
own your
the same height
continue with each
variations.

THE G.O.A.T CR



TEACHER INSTRUCTIONS:

- Take a photo of each student holding a basketball in a different pose shown above if you would like. Try to take the photos against a light background, such as a blank wall or a light-colored backdrop.
- Upload the photos to Canva. Educators have used Canva for many projects. You can use PowerPoint, Photoshop, or other photo editing software.
- For each photo, remove the background and make the background fully dark. [Click here for detailed instructions](#).
- Print the photos. The basketball is 8.2 inches in diameter. Make the silhouette smaller than that so that it fits on the no-cut option, save the photos as individual files and insert them into the editable version of the worksheet for the no-cut option.
- Students cut out around the edges of their basketball silhouettes.
- Students color the basketball and cut it out on orange paper. Students write about why they are the greatest because they are a nice friend, or a hard-working person, or talented at dance, etc.
- Optional: Students can cut out a small circle on the silhouette where the basketball is.
- Students write about why they are the greatest because they are a nice friend, or a hard-working person, or talented at dance, etc.
- Attach the completed writing to the basketball with silhouette!

What is TEAMWORK?

Directions: Cut out the examples at the bottom of the page. Read, sort, and glue the examples into the correct column.


Teamwork	NOT Teamwork
----------	--------------

doing you
being rude
helping c
knowing th
talking over e

TEAM PENNANT

Directions: Decide on a team name, mascot, and colors. Design and color the flag!

TEAM NAME	TEAM MASCOT	TEAM COLORS	TEAM GOAL
-----------	-------------	-------------	-----------



TEAMWORK



SEL
ur
oward a
group.

CHARACTER TRAITS: TEAMWORK

Directions: Write and draw about how you can be a good team member.

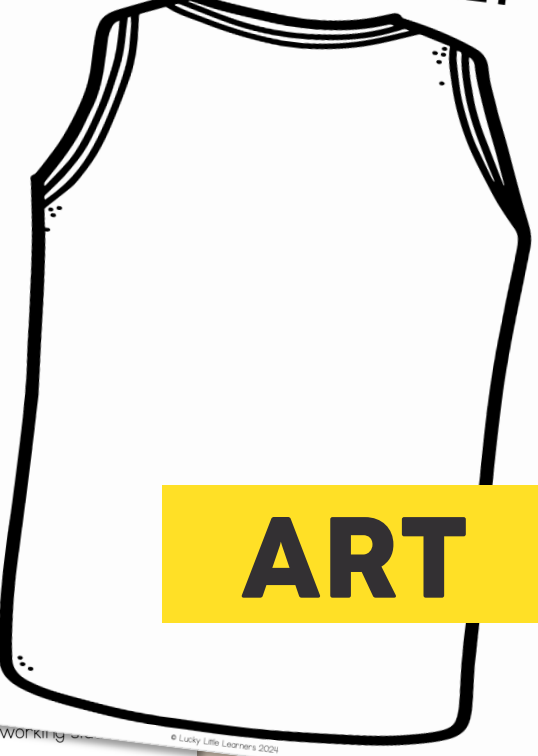
TEAMWORK: doing your part to work together to accomplish a goal.

can show teamwork at school.

can show teamwork at home.

can show teamwork in my community.

MY BASKETBALL JERSEY



ART



can show teamwork at school.

can show teamwork at home.

can show teamwork in my community.

& SO MUCH MORE!

BRAG TAGS & CERTIFICATES

Congratulations!

_____ has successfully completed a day of **BASKETBALL** themed learning

BINGO

SPORTS BINGO GAME

		FREE SPACE							

BASKETBALL DAY IS COMING!

Dear Parents and Guardians,

On _____, our class will be having a fun day of learning with a basketball theme!

Please send your student with:

PARENT NOTE

BASKETBALL

Design your own basketball shoes!

Name _____

Find each word in the word search below.

- basketball
- jersey
- court
- hoop
- sneaker
- whistle
- fans
- trophy

Solve the picture clues:

-
- er
-

Help each player find their way through the court to their hoop.

PLACEMAT

BASKETBALL BEHAVIOR

You need two teams. When one team does something great, they get to select a basketball. Delete the basketball to uncover the points they earn. Referee means a foul and the other team gets to choose a basketball. Hoop means airball, and no points are awarded.

	A	B	C	D	E	F	G	H	I	J	K
1											
2											
3											
4											
5											
6											
7											

BRAIN BREAKS

Here are some kid-friendly videos that are BASKETBALL themed. These are perfect for brain breaks during the day! Note: Some of the videos suggest having students use a ball.

-
-
-
-
-
-
-