




BOOKS &



BASKETBALL

ROOM TRANSFORMATION

grades 1-3



Why?

This BOOKS AND BASKETBALL transformation pack includes a variety of themed activities to support a fun day of learning! We've done the thinking for you and included everything you need – from a book madness bracket to a math review game, and all the teacher support & decoration materials too!



Need a fun March or Reading Week activity?

Theme days are a fun change from the routine. With this pack, it will be quick and easy to implement with simple prep!



Want motivating skill review activities?

We know end-of-year testing is looming! All of the activities are tied to standards! Students won't even know they are learning & reviewing!



Looking for a way to keep students interested?

The months can get long! We designed each activity to maximize student engagement, without being rough on your wallet!

PERFECT FOR

MARCH BOOK MADNESS

ROOM DECORATIONS

SYLLABLE TYPES HOOPS & CUBES

1. Set out the game board.
2. Spin the spinner. Find a basketball of the color you landed on.
3. Read the word on the ball. Look at the syllable from the spinner.
4. Cover the ball with a cube to show the syllable type.
5. Write the word on your recording sheet.



HOOPS & CUBES

Directions: Spin the spinner. Read a word on a basketball with that color. Cover the basketball with the correct color of cube to show the syllable type.

closed	playoffs	teammate	teamwork	timeout
open	athlete	backboard	contest	
silent e	playbook	sneaker	airball	
vowel team	teamwork	contact	rebound	keyhole
consonant +le				
r-controlled				

MATH & ELA SKILL REVIEW

BE A SHINING LIGHT, BRINGING LIFE TO EVERY SITUATION."
- MAYA MOORE

...ESS IS NOT ...URED BY WINS ...OSSES, BUT BY ...EFFORT YOU ...N."
...ILLE DONNE

BOOKS & BASKETBALL

Reading & Literacy Activities	• Book Madness Bracket display & student materials, reading challenge • Read Aloud & Comprehension Questions - <i>Sally in Her Shoes</i> • Read Aloud Companion Worksheets: retelling, sequencing, character traits, cause and effect, growth mindset • Nonfiction Reading Passages & Questions: <i>The Invention of Basketball</i> , Kobe Bryant • Playground Ball - verb tenses activity • Grammar Grid Game - nouns, verbs, and adjectives worksheet • Sentence Scramble worksheet • Basketball Prepositions worksheet
Phonics Activities	• Nine Square Puzzles - compound words activity • Hoops & Cubes - syllable types activity • Shooting Hoops - long U patterns activity • Open Gym Syllables - open & closed syllables worksheet • Diphthong Slam Dunk - partner game • Score a Suffix - partner game
Writing Activities	• Athlete Biography template • How to Play Basketball and How to Play Sport of Choice • The Best Athlete - opinion organizer, prompt, & craft • Missing Trophy - spin a story narrative writing
Brain Breaks	• Basketball Video brain breaks • Trashketball Test Prep - game instructions and editable question slides
Math Activities	• Sparty Solving Slides & Worksheet - 3 digit addition word problems • Sparty Solving Slides & Worksheet - basic subtraction word problems

INVENTION OF BASKETBALL

Directions: Answer the questions from the passage. Underline the text evidence in the passage using the color shown next to the question.

Name _____

Who invented basketball?

How do you stay active in the winter when it's too cold to play football or baseball? In 1891, a teacher made up a new sport for his students to play inside. The teacher was James Naismith. He taught at a college in Massachusetts. James decided to make a game with a ball at a...

James Naismith with a peach basket and soccer ball.

BASKETBALL OR SPORTS DAY

WHAT'S INCLUDED?

200+ pages



decorations



literacy activities



math activities



science & art



& so much more!

BOOKS & BASKETBALL	
Reading & Literacy Activities	<ul style="list-style-type: none">Book Madness Bracket display & student materials, reading challengeRead Aloud & Comprehension Questions – <i>Salt in His Shoes</i>Read Aloud Companion Worksheets: retelling, sequencing, character traits, cause and effect, growth mindsetNonfiction Reading Passages & Questions: <i>The Invention of Basketball, Kobe Bryant</i>Playground Ball - verb tenses activityGrammar Grid Game - nouns, verbs, and adjectives worksheetSentence Scramble worksheetBasketball Prepositions worksheet
Phonics Activities	<ul style="list-style-type: none">Nine Square Puzzles - compound words activityHoops & Cubes – syllable types activityShooting Hoops - long U patterns activityOpen Gym Syllables - open & closed syllables worksheetDiphthong Slam Dunk - partner gameScore a Suffix - partner game
Writing Activities	<ul style="list-style-type: none">Athlete Biography templateHow to Play Basketball and How to Play Sport of ChoiceThe Best Athlete – opinion organizer, prompt, & craftMissing Trophy - spin a story narrative writing
Brain Breaks	<ul style="list-style-type: none">Basketball Video brain breaksTrashketball Test Prep – game instructions and editable question slides
Math Activities	<ul style="list-style-type: none">Sporty Solving Slides & Worksheet – 3-digit addition word problemsSporty Solving Slides & Worksheet – basic subtraction word problemsIt's Game Time – digital & analog clocks activitySports Equipment – build with cubes/write equations activityNumber Exercises - place value activityMath Worksheets: fact fluency, 2-digit subtraction & addition, money
Science & Social Studies	<ul style="list-style-type: none">Bounce Back experimentBasketball Hoop STEM projectMost Popular Sports Around the World slidesQR Code Videos – basketball players & read alouds
Art	<ul style="list-style-type: none">I Am The Greatest of All Time craft and writingDesign Your Own Basketball Jersey - autofill
SEL	<ul style="list-style-type: none">Teamwork Activities - sort, worksheet, poster, pennant design
Other	<ul style="list-style-type: none">Sports Bingo game, Basketball PlacematCertificate, parent note template, brag tagPosters and checklist, ticket, decoration ideas, bannersBasketball Behavior system – print or digital

Narr
I
winte
footb
teach
his stu
teache
taught
Massac
Jarr
a ball at
tossed th
"basket b
peach ba
with 9 pl
The st
became te
game to hi
across the
Since 1
peach bask
created that
Professional
of the most p

DECORATIONS

POSTERS

"DON'T SELL YOURSELF SHORT. YOU ARE MORE CAPABLE THAN YOU THINK."

- STEPH CURRY



"THE ONLY PERSON WHO CAN REALLY MOTIVATE YOU IS YOU."

- SHAQUILLE O'NEAL



BRACKET INSTRUCTIONS

MATERIALS NEEDED:

- 16 book titles of your choice
- Large bulletin board space
- Butcher paper
- 2 copies of page 2
- 4 copies of page 3
- 1 copy of page 4
- 1 copy of page 5
- 1 copy of page 6
- Masking tape, paper, or a marker

DIRECTIONS FOR SET UP:

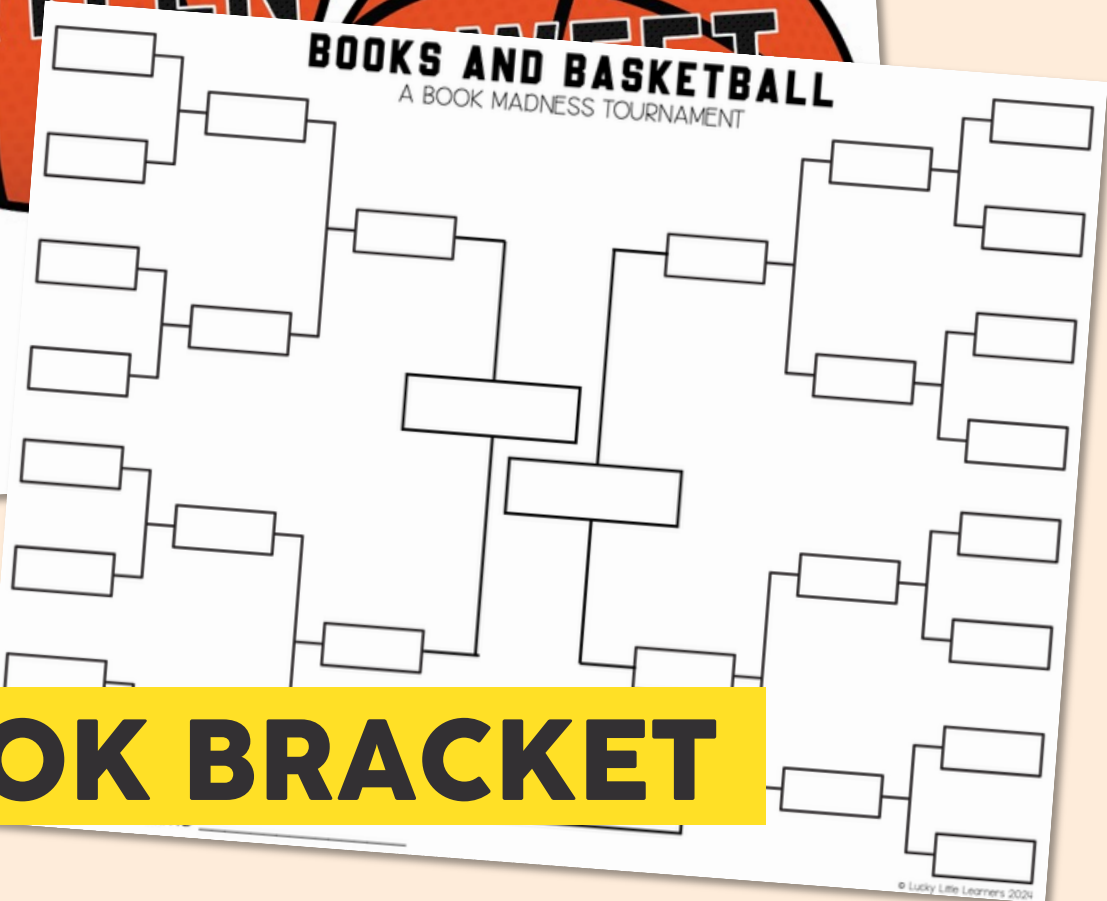
1. Print the cover images of the books you have selected or write the titles on pieces of paper.
2. Hang up the large piece of butcher paper to cover the bulletin board.
3. Start the book cover images on the left side of the bracket.



SWEET SIXTEEN

BOOKS AND BASKETBALL
A BOOK MADNESS TOURNAMENT

BOOK BRACKET



CHAMPION CORNER



BANNERS



MATH ACTIVITIES

BASKETBALL

1. Use cubes to create a basketball.
2. Solve the equations on the recording sheet.

FOOTBALL

1. Use cubes to create a football.
2. Solve the equations on the recording sheet.

A
245

B
107

C
83

A GAME TIME three thirty	B GAME TIME two thirty	C GAME TIME four thirty
D GAME TIME two fifteen	E GAME TIME eight fifteen	F GAME TIME six fifteen
G GAME TIME five o'clock	H GAME TIME eleven forty-five	I GAME TIME seven o'clock
M GAME TIME seven thirty	N GAME TIME one twenty	O GAME TIME eight thirty

HANDS-ON CENTERS

TRASHKETBALL MATH REVIEW

Directions: Solve each problem as you play the math review game! Keep track of the score above.

	TEAM 1 POINTS	TEAM 2 POINTS
1	2	3
5	6	7
9	10	11
13	14	15
17	18	19
21		20
25		

SPORTY SOLVING ADDITION WORD PROBLEMS

Directions: Solve the problem in the box. After checking your answer, add the step to the directed drawing.

Name _____	
1	2
3	4
5	6

5 Greg and Manny like to play volleyball after school. Yesterday, Greg bumped the ball 12 times. Today, Greg bumped the ball 9 times. How many fewer times did Greg bump the volleyball today?

6 Last year was Kim's first year playing basketball. She scored 5 points. This year is her second year playing. Kim has already scored 16 points! How many fewer points did she score last year?

SHOOTING FOR FLUENCY

Directions: Score points by answering each addition fact below.

3 + 8	8 + 5	6 + 3	5 + 2	8 + 8	5 + 9
5 + 2	7 + 3	9 + 2	4 + 8	7 + 7	5 + 3
9 + 4	7 + 4	6 + 3	5 + 2	8 + 8	5 + 9
8 + 5	6 + 3	5 + 2	8 + 8	5 + 9	3 + 8

Solve and check!

It is hockey season! Brad practiced while wearing his new skates for 15 minutes, and Chelsey practiced for 7 minutes. How many more minutes did Brad practice hockey than Chelsey?

Does my answer make sense? How can I double check?

Solve and check!

In a baseball championship, the red team scored 527 runs, and the blue team scored 413 runs. How many runs were scored in total during the championship?

Does my answer make sense? How can I double check?

SNACK TIME

Directions: How much does each snack cost at the concession stand? Count and write the total.

popcorn	soda	hot dog
candy bar	ice cream	nachos
snow cone	pizza	burger

Which snack costs the most?

DIGITAL & ANALOG CLOCKS IT'S GAME TIME

Directions: Draw the hands on the clock and write the time for each game time card.

A	B	C
D	E	F
G	H	I
J	K	L
M	N	O

PLACE VALUE MAT

Expanded Form	Word Form						
_____ + _____ + _____	_____						
Standard Form							
Base Ten Blocks	Place Value Chart						
	<table border="1"> <tr><td>H</td><td>T</td><td>O</td></tr> <tr><td> </td><td> </td><td> </td></tr> </table>	H	T	O			
H	T	O					

6 What is the value of the highlighted digit?

429

CHECK IT

BASKETBALL SUBTRACTION

Directions: Solve each subtraction problem! Then, color the picture using the code.

61-24=	52-19=	81-47=	53-27=	70-36=
51-25=	85-56=	83-57=	30-25=	43-17=
32-14=	67-49=	43-8=	60-18=	
63-28=	64-29=	71-53=	61-19=	72-57=
90-56=	67-33=	51-25=	31-5=	
82-48=	91-57=	63-24=		
74-46=	40-14=	44-18=	93-67=	52-24=
85-57=	82-52=	82-54=	71-36=	42-14=

orange = 26
pink = 35
blue = 42
light blue = 15
red = 18

MYSTERY IMAGE: BASKETBALL CHAMP 2 DIGIT ADDITION

Directions: Use the key below to color 2-digit addition facts and reveal the mystery image.

89: ORANGE	67, 74: YELLOW	48, 55: RED
32 + 23 = 55	22 + 67 = 89	48 + 52 = 100
44 + 11 = 55	52 + 15 = 67	40 + 34 = 74
43 + 24 = 67	22 + 52 = 74	26 + 41 = 67
33 + 15 = 48	42 + 30 = 72	50 + 17 = 67
10 + 45 = 55	34 + 16 = 50	48 + 28 = 76
28 + 46 = 74	21 + 27 = 48	52 + 3 = 55
52 + 15 = 67	38 + 24 = 62	53 + 14 = 67
23 + 25 = 48	27 + 21 = 48	18 + 30 = 48
		27 + 14 = 41
		14 + 60 = 74
		34 + 14 = 48
		20 + 24 = 44
		24 + 27 = 51

WORKSHEETS

OTHER SUBJECTS

BASKETBALL VIDEOS

Each QR code links to a short informational video or read aloud about the person or topic listed.

A



How to Play Basketball



B



Michael Jordan

C



CANADA



BRAZIL



SOCIAL STUDIES

Football – or soccer as you may know it - is an important culture. The country is famous for producing some of the best players. The Brazilian national team is very successful. They have won the World Cup five times, the most of any team!

American Football is the most popular sport in the USA. The National Football League (NFL) is a huge attraction! The Super Bowl is often the most-watched event on television each year. Football is a big part of American culture, from high school to college to professional levels.

BOUNCE BACK EXPERIMENT

RESULTS:

1 st surface:	2 nd surface:	3 rd surface:	4 th surface:
--------------------------	--------------------------	--------------------------	--------------------------

BOUNCE BACK EXPERIMENT

QUESTION: Which surface does a basketball bounce the best on?

CONCLUSION:

Which surface has the best bounce?

EQUIPMENT:

- Basketball
- Four different surfaces – tile, carpet, cardboard, rug, asphalt, paper, pillow, desk, grass, etc.

HYPOTHESIS:

What surface will the basketball bounce the best on?

METHOD:

SCIENCE & STEM

BASKETBALL STEM PROJECT

MATERIALS NEEDED:

- Cardboard or a sturdy paper plate for the backboard
- A paper or plastic cup for the hoop
- Netting material (optional) – can use yarn, string, or mesh bag
- Tape and glue
- Scissors
- A small, lightweight ball such as a ping pong ball or a small foam ball
- Markers, stickers, or other coloring supplies
- Spoon and rubber band (optional, if you want students to make catapults for the ball)

INSTRUCTIONS:

- Design the Backboard: Use a piece of cardboard or a sturdy paper plate as the backboard. Decorate the backboard.
- Create the Hoop: Cut the bottom off the paper cup to make the hoop. The cup should be large enough for the ball to pass through easily. Attach the cup "hoop" to the bottom of the backboard using tape or glue.
- Add the Net (Optional): Cut and tie pieces of yarn or string to the bottom of the hoop to simulate a basketball net.
- Playing with Physics: Once the mini basketball hoops are complete, experiment with throwing the ball at different angles and with different amounts of force to see how it affects whether the ball goes into the hoop.
- Discussion: Talk about the process of making the basketball hoop and how it relates to real basketball hoops. Discuss why the angle and force with which you throw the ball matter in getting it through the hoop.

certain height when you

the same height continue with each variation.

THE G.O.A.T CR



TEACHER INSTRUCTIONS:

- Take a photo of each student holding a basketball in a different pose shown above if you would like. Try to take the photos against a light background, such as a blank wall or a light-colored wall.
- Upload the photos to Canva. Educators have used Canva for many projects. You can use PowerPoint, Photoshop, or other photo editing software.
- For each photo, remove the background and make the background fully dark. [Click here for detailed instructions](#).
- Print the photos. The basketball is 8.2 inches in diameter. Make the silhouette smaller than that so that it fits on the no-cut option.
- Students cut out around the edges of their basketball photos.
- Students color the basketball and cut it out of orange paper. Students write their name on the basketball, and not color. Students glue it to the silhouette.
- Optional: Students can cut out a small circle on the silhouette where the basketball is.
- Students write about why they are the greatest because they are a nice friend, or a hard-working person, or talented at dance, etc.
- Attach the completed writing to the basketball with silhouette!

What is TEAMWORK?

Directions: Cut out the examples at the bottom of the page. Read, sort, and glue the examples into the correct column.

Teamwork	NOT Teamwork

- doing your own thing
- being rude
- helping each other
- knowing the rules
- talking over each other


TEAMWORK



TEAM PENNANT

Directions: Decide on a team name, mascot, and colors. Design and color the flag!

TEAM NAME	TEAM MASCOT	TEAM COLORS	TEAM GOAL



SEL
toward a group.

CHARACTER TRAITS: TEAMWORK

Directions: Write and draw about how you can be a good team member.

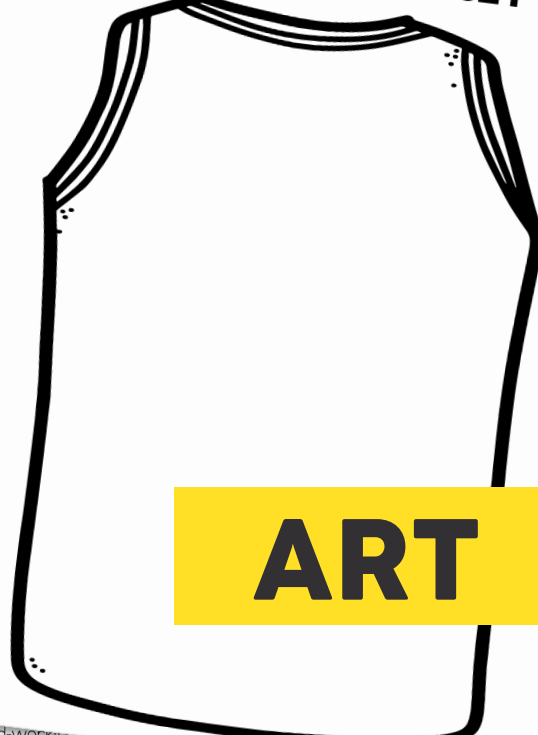
TEAMWORK: doing your part to work together to accomplish a goal.

How can you show teamwork at school?

How can you show teamwork at home?

How can you show teamwork in my community?

MY BASKETBALL JERSEY



ART

& SO MUCH MORE!

BRAG TAGS & CERTIFICATES

Congratulations!

_____ has successfully completed a day of

BASKETBALL

themed learning

BINGO

SPORTS BINGO GAME

		FREE SPACE							

BASKETBALL DAY IS COMING!

Dear Parents and Guardians,

On _____, our class will be having a fun day of learning with a basketball theme!

Please send your student with:

BASKETBALL DAY IS COMING!

Dear Parents and Guardians,

On _____, our class will be having a fun day of learning with a basketball theme!

Please send your student with:

PARENT NOTE

BASKETBALL

Design your own basketball shoes!

Name _____

Find each word in the word search below.

- basketball
- jersey
- court
- hoop
- sneaker
- whistle
- fans
- trophy

Solve the picture clues:

- _____
- 3 _____ er
- Dd** _____

Help each player find their way through the court to their hoop.

PLACEMAT

B H D D Z I L L S T
A O W H I S T L E Q
S O U B M H V K J H
K P B S H C O U R T
E T J I N L K V E B
V A W
N S F
A Q X C P S O K H B
L M C T N H E S E O
L A D B P B Y Y U R

BASKETBALL BEHAVIOR

You need two teams. When one team does something great, they get to select a basketball. Delete the basketball to uncover the points they earn. Referee means a foul and the other team gets to choose a basketball. Hoop means airball, and no points are awarded.

	A	B	C	D	E	F	G	H	I	J	K
1											
2											
3											
4											
5											
6											
7											

BEHAVIOR & BREAKS

BRAIN BREAKS

Here are some kid-friendly videos that are BASKETBALL themed. These are perfect for brain breaks during the day! Note: Some of the videos suggest having students use a ball.

WHAT TEACHERS SAY

about our classroom transformations



I absolutely love these classroom transformations and so do my students. The activities are engaging and the students really enjoy them. This product really makes classroom transformations easy and fun.
— Mallory A.



My students loved the surprise of the classroom transformations. The activities provided enough challenge that students were engaged and actively participated in cooperative learning. Great resource!
- Patricia S.

WE ARE EXPERTS AT CREATING FUN-FOR-KIDS, EASY-FOR-THE-TEACHER THEMED LEARNING DAYS! ↓



Weekly Email FREEBIES!

Grab a cup of coffee and take a few minutes with our weekly newsletter created just for teachers like you.

SIGN ME UP

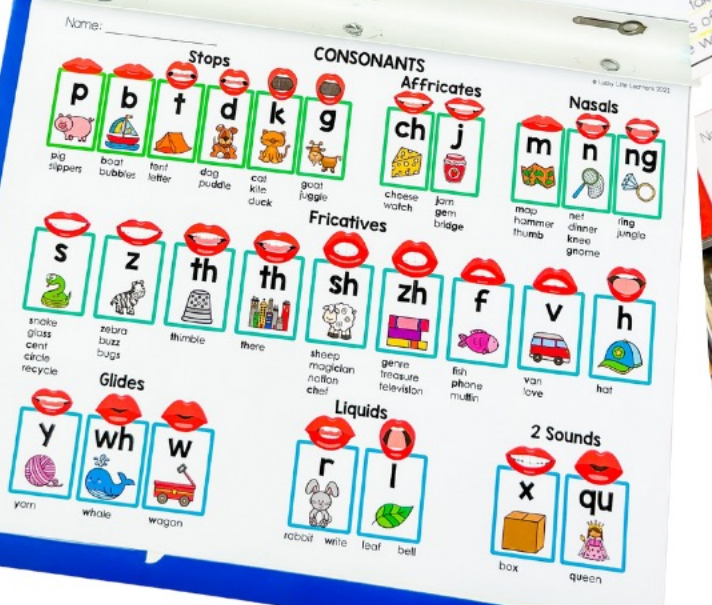



FREE

IN THE LOOP



RESEARCH DRIVEN MUST-HAVES



SEASONAL FUN



About Lucky Little Learners



Angie Olson has many years of classroom experience teaching grades kindergarten, first, and second grade. She earned her master's degree in mathematics and has presented for a variety of conferences at the national, state, and local levels. Over the years, Angie has employed teachers to help with Lucky Little Learners. She is proud of her talented team who strives to support the teaching community with her. Lucky Little Learners has created over 20,000 resources that are available in the All Access membership. Lucky Little Learners is also a top seller on Teachers Pay Teachers.