

# 120+

## CENTERS

# MATH

# CENTERS

**SUBTRACTION WITH REGROUPING** Name Bailey  
**SPRING SUNSHINE FACTS**  
Directions: Solve the subtraction problem and write the answer in the box below.

A	253	G
B	138	H
C	342	I
D	384	J
		K
		L

**A**  $456 - 203 =$  ☀️  
**B**  $570 - 432 =$  ☀️  
**C**  $782 - 440 =$  ☀️  
**D**  $606 - 222 =$  ☀️

Additional cards show numbers: 364, 287, 342, 384, 278.

$60 + 3$   
6 tens  
3 ones  
sixty-three  
 $63$

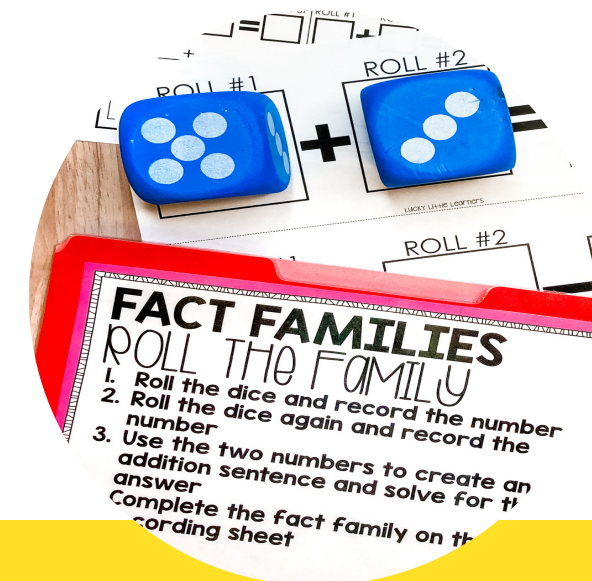
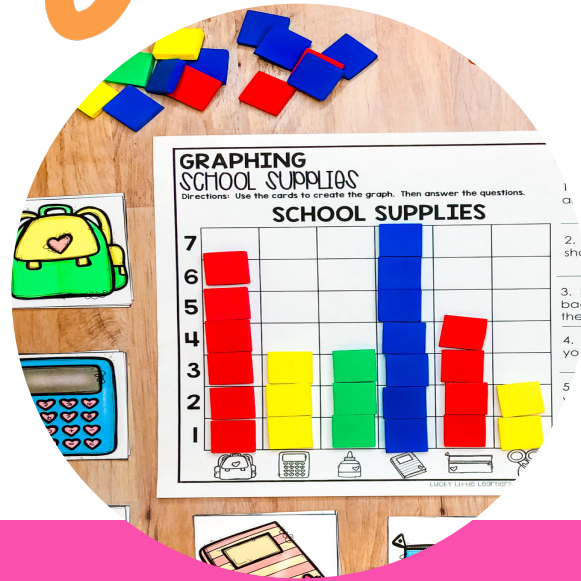


## 2ND GRADE



# Why?

These engaging, seasonally-themed centers are amazing for hands-on math practice! They are standards-aligned, so use them for guided math time, in morning tubs, and more!



**Want a fun way to learn or review math?**

With 120+ center options, you will find something to fit the math needs of all your little learners.

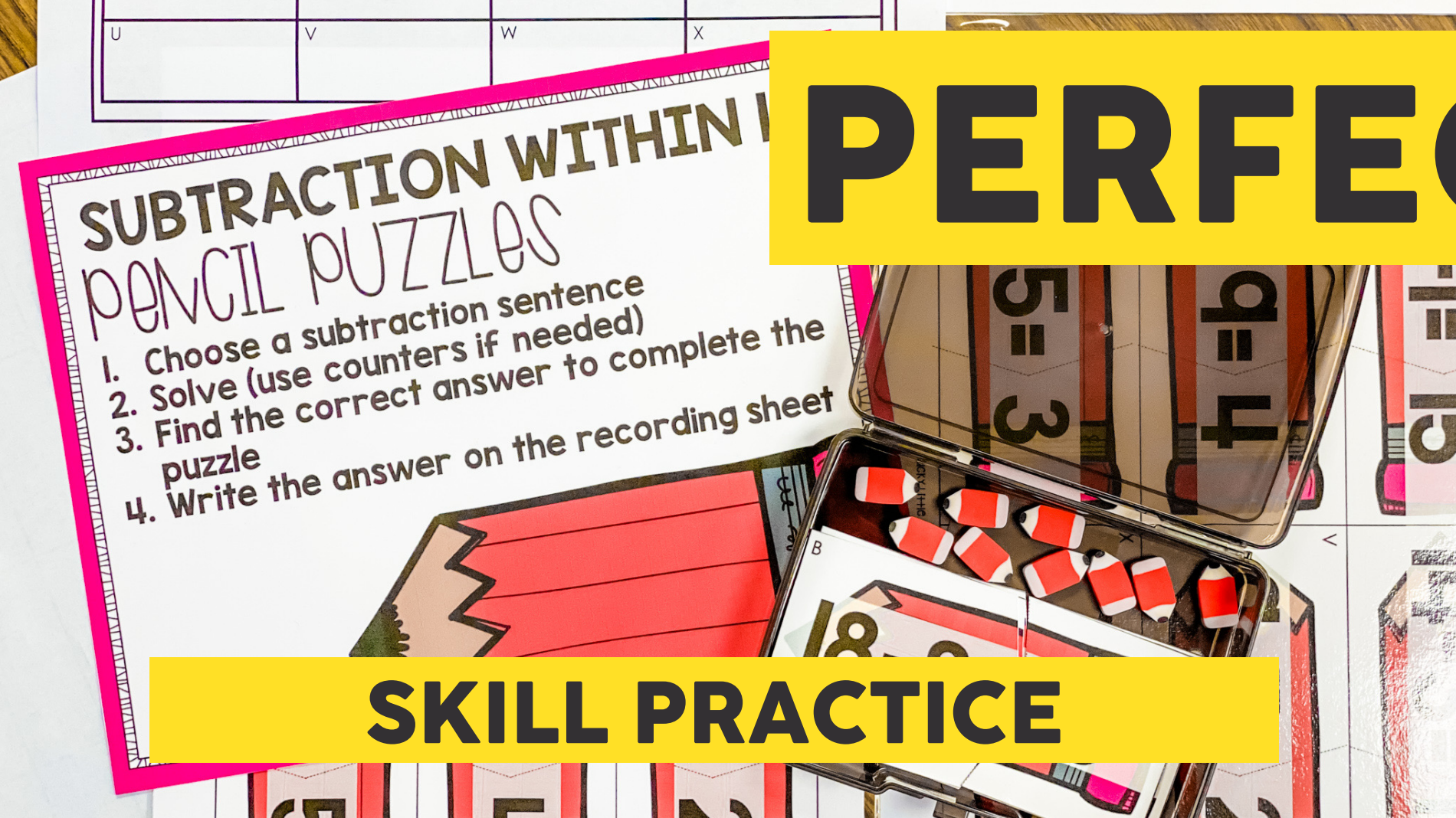
**Are your students off-task during your math block?**

These low-prep centers are perfect for you to keep students engaged and having fun WHILE learning!

**Looking for seasonal academic activities?**

These skill-focused centers are themed by month! You can print in color or black and white.

# PERFECT FOR



**SUBTRACTION WITHIN 100**  
**PENCIL PUZZLES**

1. Choose a subtraction sentence
2. Solve (use counters if needed)
3. Find the correct answer to complete the puzzle
4. Write the answer on the recording sheet

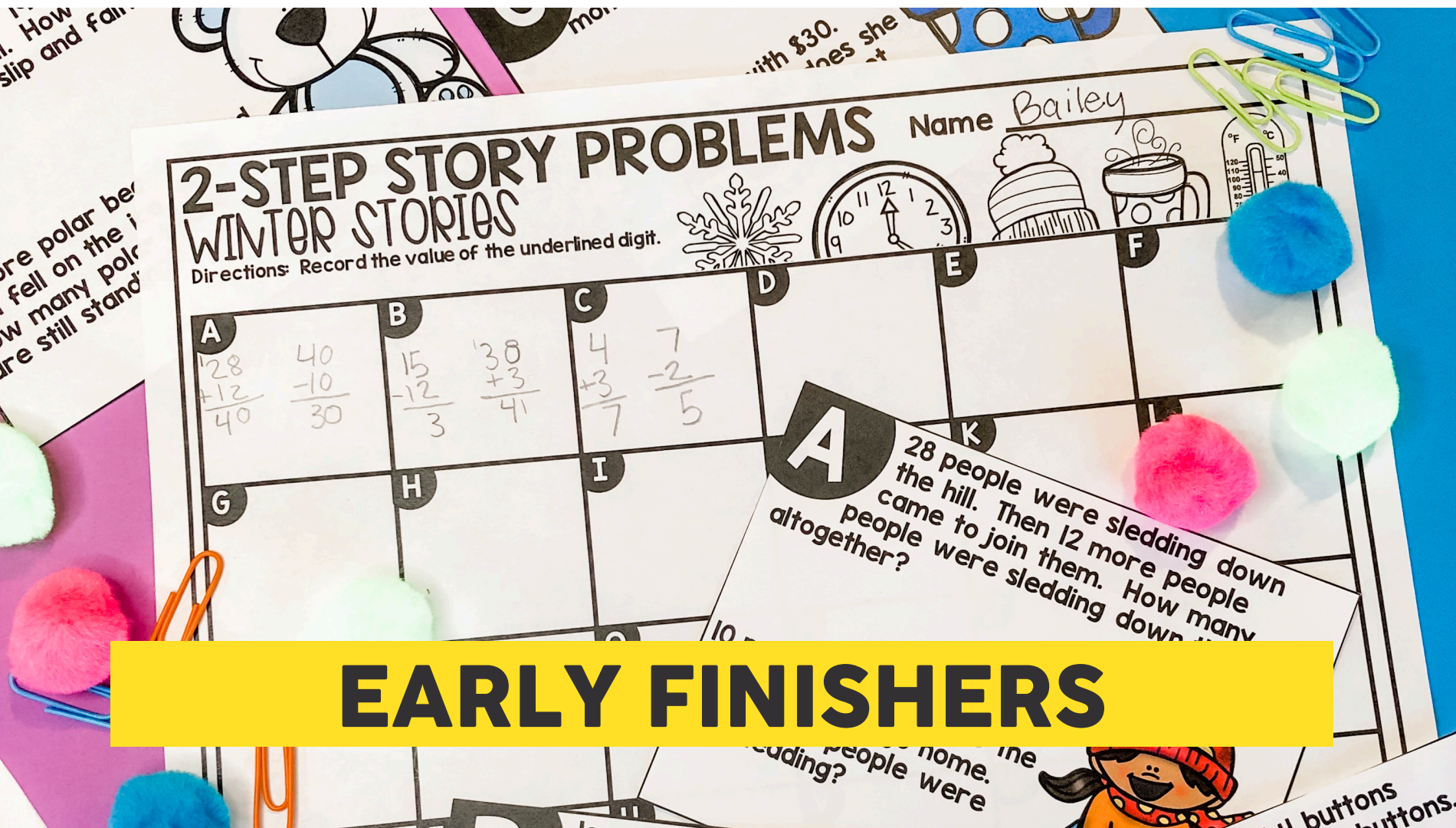
**SKILL PRACTICE**



**WIN A HEART**

the board. Move around the board. Solve the subtraction problems. The game is over when you cover the most hearts.

**INTERVENTIONS**



**2-STEP STORY PROBLEMS**  
**WINTER STORIES**

Name: Bailey

Directions: Record the value of the underlined digit.

$\begin{array}{r} 28 \\ +12 \\ \hline 40 \end{array}$	$\begin{array}{r} 40 \\ -10 \\ \hline 30 \end{array}$	$\begin{array}{r} 15 \\ -12 \\ \hline 3 \end{array}$	$\begin{array}{r} 38 \\ +3 \\ \hline 41 \end{array}$	$\begin{array}{r} 4 \\ +3 \\ \hline 7 \end{array}$	$\begin{array}{r} 7 \\ -2 \\ \hline 5 \end{array}$
<b>A</b>	<b>B</b>	<b>C</b>	<b>D</b>	<b>E</b>	<b>F</b>

**A** 28 people were sledding down the hill. Then 12 more people came to join them. How many people were sledding down the hill altogether?

**EARLY FINISHERS**




**SMALL GROUP INSTRUCTION**

# WHAT'S INCLUDED?

120+ centers

- 10-12 centers for each month
- Instruction cards
- Recording sheets
- Packet/organization covers
- Answer keys

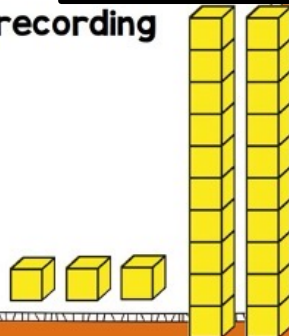


# ACTIVITY CLOSE-UP

Answer keys & recording sheets for each activity.

**BASE TEN BLOCKS MATCH EM UP**


1. Choose a number card
2. Read the number and find the base ten block card
3. Write the answer on the recording sheet



Direction card for each center

**BASE TEN BLOCKS MATCH EM UP**

Choose a number card  
Read the number and find the base ten block card  
Write the answer on the recording sheet



Full color AND black/white versions of each center

**BASE TEN BLOCKS MATCH EM UP**

Directions: Draw the base ten blocks to match each number in the correct boxes below.


139	549	158	147
428	214	236	648
236	312	339	143
347	478	527	258
154	536	624	396
265	632	481	336

**BASE TEN BLOCKS MATCH EM UP**

Directions: Draw the base ten blocks to match each number in the correct boxes below.

139	549	158	147
428	214	236	648
236	312	339	143
347	478	527	258
154	536	624	396
265	632	481	336

## DIGITAL INCLUDED



Easy to prep!

High quality clipart and kid-friendly fonts.



Digital versions of each center

# WHAT TEACHERS SAY

about our math centers



I loved using these during centers. **My students were always so engaged and would prefer to play these games than get on the computer.**

—Brittany C.



This product was exactly what I was looking for. **It helped with my instruction and aided in supporting my students. It is definitely worth getting.**

—Hope S.

WE ARE EXPERTS AT CREATING MATH RESOURCES THAT ARE ENGAGING AND EFFECTIVE! ↓

