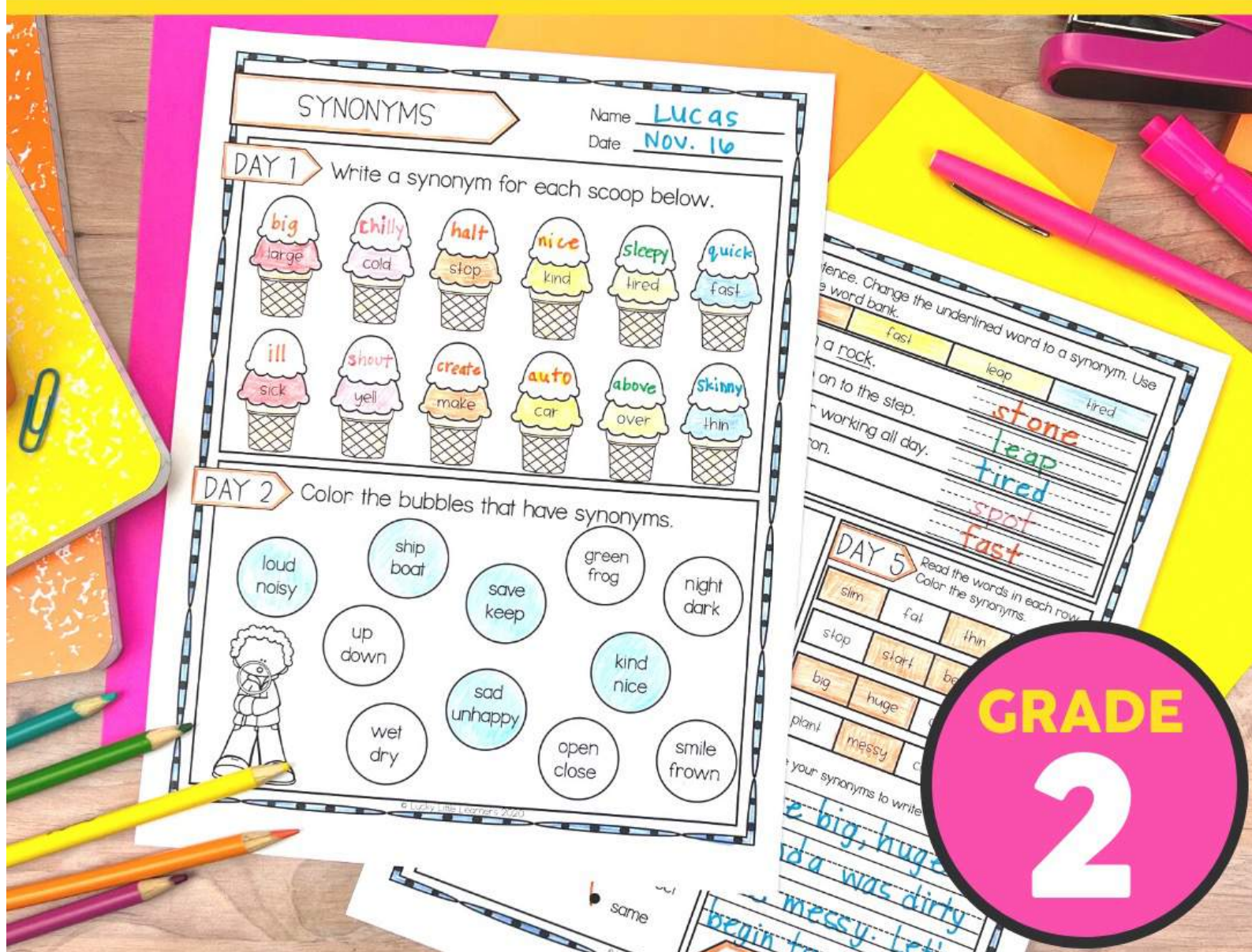


# GRAMMAR

## NO PREP ALL YEAR



© Lucky Little Learners

KEEP SCROLLING TO TAKE A  
LOOK INSIDE THIS RESOURCE!

# Why?

# GRAMMAR DAY BY DAY

This resource is an easy way to incorporate grammar skills into your daily schedule! Each two-page spread focuses on a grammar skill and includes five short activities for students to practice the skill in multiple ways.

Want to improve your students' grammar?

Daily targeted practice will help students identify, read, and write important grammar components.

1

2

3

Looking for new morning work, centers, or a warm-up?

The pages are laid out in chunks that hold students' interest yet avoid overwhelm!

Need a solid resource for grammar practice?

You can use this resource as a supplement to any grammar curriculum, or on its own! Teach the skills in any order.



# HOW TO USE :



Grammar instruction

Morning work

Language warm-up

ELL support

Literacy centers

Homework

Interventions

# GRAMMAR SKILLS INCLUDED:

1 <sup>st</sup> grade review (2)	Synonyms
Nouns	Run-on sentences
Verbs	Linking verbs
Common & proper nouns	Irregular plurals
Types of sentences	Irregular verbs
Capitalization (2)	Pronouns
Commas (2)	Subject-verb agreement
Complete sentences	Collective nouns
ABC order	Articles
Verb tenses	Demonstrative pronouns
Punctuation	Adverbs
Abbreviations	Multiple-meaning words
Possessive nouns	Prepositional phrases
Comparative endings	Shades of meaning - verbs
Adjectives	Shades of meaning - adjectives
Antonyms	Literal/non-literal
Compound words	Similes/metaphors
Contractions	Homophones/homonyms
Mixed review	

**use in any order!**

Grammar skill labeled clearly

# 40 grammar skills

5 different activities for each skill


Sentence activities included

## VERB TENSES


Name \_\_\_\_\_

Date \_\_\_\_\_

**DAY 1** Color the verb tenses according to the code.



BLUE = Past



RED = Present

ran	fly	speaking	heard	sat
break	jumped	walking	writing	running
making	saw	hear	fed	drive
took	sit	jumping	broke	made
drove	walked	flew	spoke	wrote

**DAY 2**

Use a paper clip to spin a verb on the top spinner. Write the word on the line. Spin the second spinner to write the correct tense of the verb.



VERB	VERB TENSE	VERB IN CORRECT TENSE

**DAY 3**

Write the verbs in the correct column. Use two of the verbs in sentences below.

slurp    listened    kick  
 baked    call  
 grow    asked    scream  
 picked    sang

Past Tense

Present Tense

Past Tense	Present Tense

1. \_\_\_\_\_
2. \_\_\_\_\_

**DAY 4**

Write the past tense of each verb. Use the verbs in the sentences.

watch	_____
write	_____
clean	_____
roll	_____

My grandma \_\_\_\_\_ the movie with me..

I \_\_\_\_\_ my room yesterday.

The teacher \_\_\_\_\_ my homework on the board.

My dog \_\_\_\_\_ in the mud after the storm.



**DAY 5**

Write a sentence about each picture. Use the past tense form of the verb.

buy



\_\_\_\_\_

\_\_\_\_\_

\_\_\_\_\_

listen



\_\_\_\_\_

\_\_\_\_\_

\_\_\_\_\_

study



\_\_\_\_\_

\_\_\_\_\_

\_\_\_\_\_

VERB TENSES

Intentional and fun practice

High-quality graphics and kid-friendly fonts

Includes answer keys

Teach skills in any order

A full year of no-prep grammar!






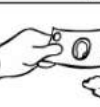


2nd grade appropriate & scaffolded practice

Increase of complexity throughout the week

# IRREGULAR VERBS

Name \_\_\_\_\_  
Date \_\_\_\_\_

**DAY 1** Read the present tense verb. Color the correct past tense verb.

 <b>catch</b>	 <b>know</b>	 <b>swim</b>	 <b>drive</b>
caught   caught	knew   knowed	swam   swimmied	drived   drove
 <b>break</b>	 <b>pay</b>	 <b>hold</b>	 <b>fly</b>
broke   breaked	payed   paid	holded   held	flew   flied

**DAY 2** Read the words in the bubbles. Follow the color code.

 = Regular Verbs    = Irregular Verbs

laugh   play   sleep   walk   wave  
go   drink   eat  
meet   sit   smile   come  
fight   run   lift  
wash

Identify, read, spell, & write!

Balance of routine and variety

**DAY 3** Fill in the missing present or past irregular verb.

ring   ride   sell   kept   ran   took

**DAY 4** Read the sentences. Color the correct irregular verb to complete the sentence.

1. I \_\_\_\_\_ the bus this

ride   rode

morning to school.

2. I can \_\_\_\_\_ a fish in

catch   caught

the pond.

3. We will \_\_\_\_\_ in a

fly   flew


plane to the beach.

4. My puppy \_\_\_\_\_ up

grow   grew

so fast.


**DAY 5** Write a sentence about each picture using an irregular verb.



\_\_\_\_\_

\_\_\_\_\_

\_\_\_\_\_




\_\_\_\_\_

\_\_\_\_\_

\_\_\_\_\_

IRREGULAR VERBS



Digital version included

# DAILY GRAMMAR PRACTICE

**FIRST GRADE REVIEW** Name \_\_\_\_\_ Date \_\_\_\_\_

**DAY 1** Is it a complete sentence? Read and color the correct hand.

**Sit the dog.**

**I have a bag.**

**She can swim.**

**Play the park.**

**DAY 2** Color the apple with the correct ending mark for each sentence.

**My name is Tim**

**That siren is loud**

**What is for lunch**

**We want to play**

**Do you have a dog**

**That is my toy**

... sentence. Use capital letters when needed.

**s name is billy.**

**have school in june.**

**DAY 5** Write a complete sentence to match each picture.

\_\_\_\_\_

\_\_\_\_\_

\_\_\_\_\_

**FIRST GRADE REVIEW**

**FIRST GRADE REVIEW** Name \_\_\_\_\_ Date \_\_\_\_\_

**DAY 1** Color each noun using the code.

**person**

**place**

**animal**

**thing**

**DAY 2** Match each verb to the correct picture.

**paint** **kick**

**sleep** **read**

**swim** **plant**

**cry** **cook**

...? Read and color in the correct hand.

**ives fast.**

**p his foot.**

**her bike.**

...es to ...

**DAY 5** Circle the correct pronoun for each sentence.

**(I / Me) ate a lot of candy.**

**Mom wants (him / he) to help.**

**(We / Us) had a party last night.**

**Susie picked roses for (they / them).**

**(She / her) is my best friend.**

**FIRST GRADE REVIEW**

**NOUNS** Name \_\_\_\_\_ Date \_\_\_\_\_

**DAY 1** Color in the answer for each picture.

person	person	person
place	place	place
<b>dog</b> thing	<b>baker</b> thing	<b>house</b> thing
person	person	person
place	place	place
<b>school</b> thing	<b>umbrella</b> thing	<b>fireman</b> thing

**DAY 2** Read the words and color each box by the code.

= Nouns = Not Nouns

see	phone	car	eat	cup
blow	desk	cat	map	red
leaf	skip	cloud	lay	apple
paper	lick	train	store	hop
cry	sun	blink	teacher	school

...s below into the correct column.

Person	Place	Thing

...s in ...

**DAY 5** Write your own words for each type of noun.

**Person**

\_\_\_\_\_

\_\_\_\_\_

**Place**

\_\_\_\_\_

\_\_\_\_\_

**Thing**

\_\_\_\_\_

\_\_\_\_\_

**NOUNS**

**VERBS** Name \_\_\_\_\_ Date \_\_\_\_\_

**DAY 1** Write the verb under the correct picture.

Word Bank		
draw	_____	_____
kick	_____	_____
cook	_____	_____
cry	_____	_____
sleep	_____	_____
march	_____	_____

**DAY 2** Write the words in the correct column.

slip	dog	throw	pink
fork	sneeze	sing	you
Verbs		Not a Verb	

...le that contains a verb.

**DAY 5** Highlight the verb in each sentence.

1. The cat climbed the tree.

2. Can we play baseball outside?

3. The goat jumped over the fence.

4. I will eat spaghetti for dinner.

5. My sister baked a pie.

6. The flowers bloom in the spring.

**VERBS**

**COMMON & PROPER NOUNS** Name \_\_\_\_\_ Date \_\_\_\_\_

**DAY 1** Color the nouns according to the code.

= common noun = proper noun

cow	Charlie Brown	United States	pool	Xbox	song
Walmart	store	Ford	baker	Mars	Pepsi
lion	Joe Biden	hotel	Star Wars	table	girl

**DAY 2** Write the words in the correct column.

New York	Pete the Cat	cat	Nike
jeans	computer	England	teacher
Common Noun		Proper Noun	

... sentence. Color the common nouns yellow and proper nouns green.

**ee Zac at the party?**

**y dog, Cooper, to the park.**

**nt to Target last Friday.**

**s to eat at Red Lobster.**

**our boat on Lake Michigan.**

...r noun for ...

**DAY 5** Find examples of proper nouns in a book. Write them below.

<b>person</b>
<b>place</b>
<b>thing</b>
<b>animal</b>

**COMMON & PROPER NOUNS**

**TYPES OF SENTENCES** Name \_\_\_\_\_ Date \_\_\_\_\_

**DAY 1** Read each sentence. Draw a line to match it with the type.

Do not eat the cookies. ● Declarative

That dog is so cute! ● Interrogative

Where is bathroom? ● Imperative

I have a hamster. ● Exclamatory

**DAY 2** Read the example for each type of sentence. Write your own sentence.

<b>Declarative</b> The cat is playing.
<b>Exclamatory</b> The movie is scary!
<b>Interrogative</b> What do you see?
<b>Imperative</b> Clean your room.

... sentence. Put the correct punctuation at the end of the box for each type of question.

	<input type="checkbox"/> declarative	<input type="checkbox"/> exclamatory
	<input type="checkbox"/> interrogative	<input type="checkbox"/> imperative

...g ...

	<input type="checkbox"/> declarative	<input type="checkbox"/> exclamatory
	<input type="checkbox"/> interrogative	<input type="checkbox"/> imperative

... each type of sentence. Write #

**DAY 5** Roll a die. Write the type of sentence you roll.

1	2	3	4	5	6
interrogative	declarative	imperative	exclamatory	interrogative	interrogative

**TYPES OF SENTENCES**

# DAILY GRAMMAR PRACTICE

### CAPITALIZATION 1

Name \_\_\_\_\_ Date \_\_\_\_\_

**DAY 1** Read the words in the box. Write the words that need capital letters in the boxes. Write the words that do not need capitals on the lines.

Word Bank: dog, june, sam, may, mary, monday, bike, run, friday, table

1. \_\_\_\_\_ 3. \_\_\_\_\_  
2. \_\_\_\_\_ 4. \_\_\_\_\_

**DAY 2** Read each sentence. Color the happy face if it has all the correct capital letters. Color the sad face if the sentence is missing correct capital letters. Highlight the letters that should be capitalized.

Rick's birthday is in february. 😊 ☹️  
ben and sam play baseball together. 😊 ☹️  
did you go to the meeting on monday? 😊 ☹️  
School will begin in august. 😊 ☹️  
ken and i will go to the library on friday. 😊 ☹️  
i will work with gien on a project. 😊 ☹️

Write the months of the year in order. Remember to write them with their first letter capitalized.

_____	_____	_____
_____	_____	_____
_____	_____	_____

**DAY 5** Look at the day of the week in the middle column. Write the day that comes before and after it. Use proper capitalization.

Yesterday was _____	Today is _____	Tomorrow will be _____
_____	Tuesday	_____
_____	Friday	_____
_____	Sunday	_____
_____	Thursday	_____
_____	Tuesday	_____
_____	Monday	_____
_____	Wednesday	_____

### CAPITALIZATION 2

Name \_\_\_\_\_ Date \_\_\_\_\_

**DAY 1** Read the word. Write it in the correct column. Be sure to use proper capitalization when you write it.

christmas	paw patrol	labor day	tejas
october	candyland	yellowstone	hanukkah
donuts	new york	barbie	disney world
_____	_____	_____	_____
_____	_____	_____	_____

**DAY 2** Read the words. Cross out the words that do not need capitalization. Write the words that do need capitalization on the lines. Be sure to capitalize the words.

week	sister	cookie	june
oreos	month	game	school
dog	xbox	donut	lace belt
_____	_____	_____	_____
_____	_____	_____	_____

Rewrite the sentences using correct capitalization.

us Barack Obama  
president of the united states.  
born in the state of hawaii.  
family have a dog named bo.

**DAY 5** Read each sentence. Highlight the words that need to be capitalized.

- dave and i ate lunch at burger king.
- jill takes gymnastics with james.
- my dog's name is cooper.
- brnan and kevin are brothers.
- i will go to disney in october.
- did you get that at walmart?
- we have art on tuesday with mr. smith.
- rick lives in florida.
- i ordered a coke at mcdonalds.
- can i use your xbox on monday?
- my dad works at ford.
- your appointment is with dr. fox.

### COMMAS 1

Name \_\_\_\_\_ Date \_\_\_\_\_

**DAY 1** Rewrite the dates using a comma.

February 3 1974	June 8 2016
_____	_____
March 26 1995	May 30 2000
_____	_____
January 19 2009	December 25 2020
_____	_____

**DAY 2** Read the sentences on the left. Combine the sentences to make one sentence. Be sure to add commas appropriately.

I like the color blue.  
I like the color red.  
I like the color yellow.

I ate pizza at the park.  
I ate ice cream at the park.  
I ate popcorn at the park.

They have a pet cat.  
They have a pet dog.  
They have a pet fish.

Ken rode his bike.  
Jen rode her bike.  
Mike rode his bike.

New Sentence: \_\_\_\_\_  
New Sentence: \_\_\_\_\_  
New Sentence: \_\_\_\_\_  
New Sentence: \_\_\_\_\_

Write the words in order. Remember to write them with their first letter capitalized.

**DAY 5** Use the three words to write a sentence that uses commas.

fork spoon knife  
marker pencil pen  
bear cheetah wolf

\_\_\_\_\_ and \_\_\_\_\_ are sparkly.

### COMMAS 2

Name \_\_\_\_\_ Date \_\_\_\_\_

**DAY 1** Color the box that shows the commas being used correctly.

Thank you, Pam	Dear, Emma	With, love Rick
Thank, you Pam	Dear Emma,	With love, Rick
Dear, Ashlyn	Sincerely David,	Dear Evan,
Dear Ashlyn,	Sincerely, David	Dear, Evan

**DAY 2** Read the sentence. Use the code to color the city and state. Add a comma between the city and state.

city = [red] state = [blue]

- I will see a football game in Pittsburgh Pennsylvania.
- We visited the amusement park in Orlando Florida.
- My best friend just moved to Minneapolis Minnesota.
- Baltimore Maryland is where my grandparents live.
- I visited a science center in San Francisco California.

If the commas are in the correct places, color the commas. If the commas are incorrect, color the sad face.

Portland Maine. 😊 ☹️  
Des Moines, Iowa. 😊 ☹️  
Chicago Illinois. 😊 ☹️  
Illinois has a lot of history. 😊 ☹️

**DAY 5** Read the letter. Add the commas where needed.

Dear Jack,  
I am sorry that I made you go up that hill in Carlon Ohio. I feel terrible that you fell and hurt your head. There are so many other things we could have done instead. We could have visited a museum a store or an amusement park. I can bring you lunch. Would you like pizza tacos burgers or pasta? I will see you soon.  
Sincerely,  
Joan

### COMPLETE SENTENCES

Name \_\_\_\_\_ Date \_\_\_\_\_

**DAY 1** Read each sentence. Color the happy face if the words make a complete sentence. Color a sad if the words make an incomplete sentence.

The clouds in the sky. 😊 ☹️  
I walked my dog this morning. 😊 ☹️  
Seven red apples. 😊 ☹️  
My grandma made cookies for me. 😊 ☹️  
The pencil sharpener is broken. 😊 ☹️  
Runs the race. 😊 ☹️

**DAY 2** Read each sentence. Decide if it is complete or not complete. Color the letter to match. Solve the riddle by filling in the letters.

complete	not complete
1. We played freeze tag in gym class.	P M
2. Flowers in the vase.	T O
3. The dishes in the sink.	E R
4. I rode my bike to school today.	H N
5. The bird in the tree.	F K
6. She ate a hot dog for lunch.	C D

What do you call a pig that does karate?  
Porky

Write a complete sentence about each picture.

**DAY 5** Make the run-on sentence into two separate sentences.

We went to a restaurant I ordered spaghetti.

My dog rolled in the mud I had to give him a bath.

### ABC ORDER

Name \_\_\_\_\_ Date \_\_\_\_\_

**DAY 1** Write each set of words in ABC order.

gift sign ape abor	tree wolf yoke map
1. _____	1. _____
2. _____	2. _____
3. _____	3. _____
4. _____	4. _____

**DAY 2** Color the balloons that have the words in ABC order.

pizza spaghetti tacos waffles  
dog bird hamster cat  
drink drive dry drain  
bed beep bell bench  
chimp elephant giraffe lion  
chin chop check chip  
stamp stew stool straw  
apple pear banana cherry

Write the words in order. Remember to write them with their first letter capitalized.

**DAY 5** Read the words. Use the code to color the flowers in ABC order.

COLOR CODE  
1<sup>st</sup> = red 2<sup>nd</sup> = blue 3<sup>rd</sup> = pink  
4<sup>th</sup> = green 5<sup>th</sup> = yellow 6<sup>th</sup> = purple

walk wall wave  
wasp water waste

# DAILY GRAMMAR PRACTICE

## VERB TENSES

Name \_\_\_\_\_  
Date \_\_\_\_\_

**DAY 1** Color the verb tenses according to the code.

**BLUE** = Past      **RED** = Present

ran	fly	speaking	heard	sat
break	jumped	walking	writing	running
making	saw	hear	fed	drive
took	sit	jumping	broke	made
drove	walked	flew	spoke	wrote

**DAY 2** Use a paper clip to spin a verb on the top spinner. Write the word on the line. Spin the second spinner to write the correct tense of the verb.

VERB	VERB TENSE	VERB IN CORRECT TENSE
run		
jump		
write		
eat		
play		
study		
listen		
buy		
draw		
read		
write		

the correct column. Use two of the verbs in sentences below.

Past Tense	Present Tense
_____	_____
_____	_____
_____	_____

**DAY 5** Write a sentence about each picture. Use the past tense form of the verb.

buy \_\_\_\_\_  
listen \_\_\_\_\_  
study \_\_\_\_\_

my room \_\_\_\_\_  
the board \_\_\_\_\_  
in the \_\_\_\_\_

## VERB TENSES

## PUNCTUATION

Name \_\_\_\_\_  
Date \_\_\_\_\_

**DAY 1** Read each sentence. Color the correct punctuation mark.

Who is your best friend	.	!	?
I like to eat pizza for lunch	.	!	?
That kid broke my toy	.	!	?
It is so hot outside today	.	!	?
Can I have a new paper	.	!	?

**DAY 2** Read each sentence. Write the correct punctuation mark in each box.

Jess likes to eat popsicles every day

My popsicle is melting

What kind of popsicle are you eating

This popsicle is so yummy

Can I please have two popsicles

Let's go buy a popsicle at the cart

## PUNCTUATION

that uses the punctuation mark in the lightbulb.

Write the correct punctuation.

**DAY 5** Match each sentence with the picture. Write the correct punctuation.

I found a big bone \_\_\_\_\_

This leaf is yummy \_\_\_\_\_

Are you hungry \_\_\_\_\_

I am building a home \_\_\_\_\_

Help me get down \_\_\_\_\_

## PUNCTUATION

## ABBREVIATIONS

Name \_\_\_\_\_  
Date \_\_\_\_\_

**DAY 1** Write the correct abbreviation for each word on the line.

Word Bank:

St.	Aug.	Dr.	Sun.
Mr.	Fri.	Ln.	Feb.

- Street \_\_\_\_\_
- Lane \_\_\_\_\_
- February \_\_\_\_\_
- Doctor \_\_\_\_\_
- Mister \_\_\_\_\_
- August \_\_\_\_\_
- Sunday \_\_\_\_\_
- Friday \_\_\_\_\_

**DAY 2** Color the bubbles that have the correct abbreviations.

inch ch      January Jan.      Road Rd.      Tuesday Tues.

pound lb.      Saturday Sat.      Thursday Thurs.

Meter M.      Mister Mr.      October Oct.      Avenue Ave.

## ABBREVIATIONS

Find the full word in the word search.

d m f o o m a f a  
p o u n d w p o u  
q n c y k s o o g  
e d s t r e e t u  
u a d j o m o n s  
d y l h r r k b t

**DAY 5** Fill in the missing words or abbreviations on the chart.

Words	Abbreviations
November	in.
Saturday	Dr.
Drive	St.
foot	Ave.
September	

## ABBREVIATIONS

## POSSESSIVE NOUNS

Name \_\_\_\_\_  
Date \_\_\_\_\_

**DAY 1** Read the sentences. Color the possessive nouns. Draw a line to match the sentence to the correct picture.

My mom's car is very dirty.

The teacher's students are working hard.

Your dog's fur is soaking wet.

That girl's drawing is amazing!

**DAY 2** Add an 's' to the nouns in the story below to make them possessive.

Yesterday I rode in my dad \_\_\_\_\_ car to the zoo. We were just in time to see the alligator \_\_\_\_\_ mouth! Next we visited the birds. We saw a peacock \_\_\_\_\_ feathers spread wide open. They were so colorful! Last we stopped by the giraffe \_\_\_\_\_ exhibit. The giraffe \_\_\_\_\_ tongue was as long as my arm! The next time I come to the zoo, I'm bringing my mom \_\_\_\_\_ camera!

## POSSESSIVE NOUNS

Color each word by the code.

Yellow	Plural	
kids	friend's	dogs
cats	sister's	school's
toys	Max's	tigers

**DAY 5** Write two sentences using the nouns given in the stars. Remember to make the nouns possessive.

Friend \_\_\_\_\_

bird \_\_\_\_\_

## POSSESSIVE NOUNS

## COMPARATIVE ENDINGS

Name \_\_\_\_\_  
Date \_\_\_\_\_

**DAY 1** Read the words. Use the color code to color the word boxes.

**RED** = -er ending      **PURPLE** = -est ending

nicest	friendliest	faster	slower	roudest	harder	older	meanest	widest
fastest	louder	nicer	kinder	meaner	shorter	bigger	newer	sweetest
smartest	larger	easier	brighter	smaller	softer	colder	quieter	sharpest
longest	oldest	funnier	hotter	later	smarter	happier	brightest	quickest
quietest	easiest	shortest	longer	smoother	rounder	hottest	sprunplest	highest
loudest	softest	warmest	coldest	taller	kindest	funniest	wirdest	youngest

**DAY 2** Use a paperclip and a pencil to spin spinner 1 to get your word. Spin spinner 2 to get your ending. Write your word with the ending on a line.

1. \_\_\_\_\_

2. \_\_\_\_\_

3. \_\_\_\_\_

4. \_\_\_\_\_

5. \_\_\_\_\_

6. \_\_\_\_\_

7. \_\_\_\_\_

8. \_\_\_\_\_

## COMPARATIVE ENDINGS

Missing words to complete the table.

rd	-est	-er
		brighter
	fullest	
	cleanest	cooler
	darkest	deeper

**DAY 5** Choose one -er word and one -est word and use them in a sentence.

louder      stronger      weaker      funnier/funniest

loudest      slowest      strongest      weirdest

1. \_\_\_\_\_

2. \_\_\_\_\_

## COMPARATIVE ENDINGS

## ADJECTIVES

Name \_\_\_\_\_  
Date \_\_\_\_\_

**DAY 1** Write an adjective on each line for the kitten.

Write a sentence using at least two of your adjectives.

**DAY 2** Write the adjectives under the correct category.

What Kind	How Many		
smart	twelve	sparkly	brave
ten	chubby	six	several

## ADJECTIVES

Adjectives for each noun.

2.	3.	4.
2.	3.	4.
2.	3.	4.
2.	3.	4.

**DAY 5** Read each adjective. Write a noun that could match each adjective.

lazy \_\_\_\_\_

happy \_\_\_\_\_

slinky \_\_\_\_\_

lall \_\_\_\_\_

noisy \_\_\_\_\_

curly \_\_\_\_\_

sally \_\_\_\_\_

bumpy \_\_\_\_\_

soft \_\_\_\_\_

huge \_\_\_\_\_

clean \_\_\_\_\_

itchy \_\_\_\_\_

## ADJECTIVES

# DAILY GRAMMAR PRACTICE

## ANTONYMS

Name \_\_\_\_\_  
Date \_\_\_\_\_

**DAY 1** Read each word. Circle the antonym.

full	big	empty	take	end
over	under	fall	stir	walk
far	thin	tall	old	near
strong	stinky	short	weak	car
soft	thin	rough	furry	young
day	night	pretty	sleep	sad
awake	table	sleep	bed	sun

**DAY 2** Color the bubbles that have antonyms.

slow ●

Change the underlined word to an antonym. Use the word bank.

big	shortest	near	warm
-----	----------	------	------

hard homework: \_\_\_\_\_

my grandparents: \_\_\_\_\_

penal? \_\_\_\_\_

ny in our class: \_\_\_\_\_

ed outside: \_\_\_\_\_

**DAY 5** Read the words in each row. Color the words that are antonyms.

up	over	sky	down
stop	start	sign	road
short	light	tail	man
rain	full	empty	cold

Use your antonyms to write a sentence.

● good  
● hat  
● messy  
● hard  
● fast  
● right  
● wet  
● friend  
● angry  
● ugly  
● rich

## ANTONYMS

## SYNONYMS

Name \_\_\_\_\_  
Date \_\_\_\_\_

**DAY 1** Write a synonym for each scoop below.

**DAY 2** Color the bubbles that have synonyms.

mad ●

● same

Change the underlined word to a synonym. Use the word bank.

fast	leap	lined
------	------	-------

a rock: \_\_\_\_\_

on to the step: \_\_\_\_\_

ter working all day: \_\_\_\_\_

apron: \_\_\_\_\_

**DAY 5** Read the words in each row. Color the synonyms.

skin	fat	thin	fat
stop	start	begin	char
big	huge	open	rug
plant	messy	clean	dirty

Use your synonyms to write a sentence.

ch the  
max  
law  
begin  
about  
ill  
cheerful  
angry  
soil  
pick  
correct

## SYNONYMS

## RUN-ON SENTENCES

Name \_\_\_\_\_  
Date \_\_\_\_\_

**DAY 1** Color in the thumbs up for a complete sentence and the thumbs down for a run on sentence.

I love my dog he likes to sleep with me he does tricks.

I am 6 years old I love to play video games.

I love to read funny chapter books.

I love to play tag with my friends at recess.

I play with my friends at recess we play tag.

**DAY 2** Read the story. Use the code to underline each sentence.

**Blue** (U) = Complete Sentences **Purple** (D) = Run On Sentences

One day I went to the beach with my family it was so much fun! First we built a sandcastle. Next we swam in the ocean the water was so cold I saw a crab in the water. We also played a game of volleyball. Last I sat under the umbrella I read my book it was about sharks it was the best day ever.

**DAY 5** Read the story below. Add periods where they are needed and circle letters that need to be uppercase.

Today was a rainy day outside we had to have inside recess because there were too many puddles my friends and I were really sad on the way home from school I saw a rainbow in the sky the rainbow cheered me up

## RUN-ON SENTENCES

Complete sentence about each picture.

run on make it into sentences.

day we school I nan.

**DAY 5** Read the story below. Add periods where they are needed and circle letters that need to be uppercase.

Today was a rainy day outside we had to have inside recess because there were too many puddles my friends and I were really sad on the way home from school I saw a rainbow in the sky the rainbow cheered me up

## RUN-ON SENTENCES

## LINKING VERBS

Name \_\_\_\_\_  
Date \_\_\_\_\_

**DAY 1** Color all the linking verbs to make a path for the bunny to get to the carrot.

am	is	are	walk	sleep
jump	read	was	hug	watch
run	swim	were	could	has
yell	hide	swing	eat	be

**DAY 2** Look for all the linking verbs hidden in this picture. Write them on the lines when you find them.

1. \_\_\_\_\_  
2. \_\_\_\_\_  
3. \_\_\_\_\_  
4. \_\_\_\_\_  
5. \_\_\_\_\_  
6. \_\_\_\_\_

2. Yesterday the roads \_\_\_\_\_ covered in snow.  
5. It has \_\_\_\_\_ raining all day long.

Match the linking verb to the correct

ing a fly right now. **were**

my homework. **was**

riding my bike. **is**

e dogs barking. **am**

**DAY 5** Use the given linking verbs to write a complete sentence.

are → \_\_\_\_\_

had → \_\_\_\_\_

right now.  
er.  
so fun!

right  
snow.  
5. It has \_\_\_\_\_ raining all day long.

## LINKING VERBS

## IRREGULAR PLURALS

Name \_\_\_\_\_  
Date \_\_\_\_\_

**DAY 1** Color the correct plural noun to go with the picture.


**DAY 2** Write the plural of each of the words and then find them in the word search.

child	S F J W X X Q M D J J Z O V O W
leaf	S U E V S R M D D V E U T M C A I R
person	U T H E M L E A A K Z B Y U H O C E
woman	G W D P H D E W O M E N L G N I
foot	H R R U D O H W S F B D C I I
man	T O O S L F W L U K Q G H R K J J
sheep	W C E L P F W L J P N M R R E P H
goose	Y S E V A E L H E D U H N W V V
mouse	U I U Z Q E E P H E J R O B C K
wolf	M L Z I X A E M S Q T O U M O L
	D I K O P A J H J U D V M M F
	H E K M T N N U B G V C V U S

regular noun in the correct category.

me	Plural Changes	deer	scarf
		knife	fish
		mouse	sheep

**DAY 5** Write two sentences about the picture. Include at least one irregular plural noun in each sentence.

elf ready for Christmas.

## IRREGULAR PLURALS

regular noun in the correct category.

me	Plural Changes	deer	scarf
		knife	fish
		mouse	sheep

correct to complete the sentence.

for

those

Field?

ly lost

many

elf ready for Christmas.

## IRREGULAR PLURALS

## IRREGULAR VERBS

Name \_\_\_\_\_  
Date \_\_\_\_\_

**DAY 1** Read the present tense verb. Color the correct past tense verb.

catched	caught	knew	knowed
broke	breaked	payed	paid
		holded	held
		flew	flied

**DAY 2** Read the words in the bubbles. Follow the color code.

**Blue** (U) = Regular Verbs **Purple** (D) = Irregular Verbs

so fast.

## IRREGULAR VERBS

ing present or past irregular verb.

nces.  
ct to  
sentence.  
this

sh in

a

up

ow

**DAY 5** Write a sentence about each picture using an irregular verb.

## IRREGULAR VERBS



# DAILY GRAMMAR PRACTICE

**MULTIPLE-MEANING WORDS** Name \_\_\_\_\_ Date \_\_\_\_\_

**DAY 1** Read each sentence. Draw a picture to show the meaning of the underlined words.

I will <u>sue</u> to the police officer.	I eat my cereal in a <u>box</u> .	The <u>back</u> on the tree felt rough.	I got all my spelling words <u>right</u> !
The surfer rode the <u>wave</u> to the shore.	When I <u>board</u> , I always try to get a strike!	I hear my dog <u>bark</u> every time he sees a squirrel.	I hold my pencil with my <u>right</u> hand.

**DAY 2** Color all the words that have multiple meanings to make a path for the bear to find their den.

Match the words to the pictures that show their multiple meanings.

glasses	
nail	
park	
sink	
trip	

**DAY 5** Choose a word that has multiple meanings. Use it in two sentences to show two different meanings.

Word: \_\_\_\_\_

1. \_\_\_\_\_

2. \_\_\_\_\_

**PREPOSITIONAL PHRASES** Name \_\_\_\_\_ Date \_\_\_\_\_

**DAY 1** Read each sentence. Underline the prepositional phrase. Draw a picture to show the prepositional phrase.

- My dog ran through the mud puddle.
- I put my tooth under my pillow.
- The plane flew over my head.
- Mom put the ice cream in the freezer.

**DAY 2** Read each sentence. Underline the prepositional phrase. Draw a line to match the sentence to the correct picture.

Guinn hid behind the chair.	The boy was before the girl.	My sister is inside the house.	The caterpillar is on the leaf.
-----------------------------	------------------------------	--------------------------------	---------------------------------

Underline the prepositional phrases. Follow the prepositional phrases and draw the pictures.

1. \_\_\_\_\_

2. \_\_\_\_\_

3. Answer the questions with the prepositional phrase about each picture.

1. \_\_\_\_\_

2. \_\_\_\_\_

**SHADES OF MEANING - VERBS** Name \_\_\_\_\_ Date \_\_\_\_\_

**DAY 1** Write each set of verbs in order from weakest to strongest.

nibble	strongest
chomp	
chew	
cross	
furiously	
grumpy	

**DAY 2** Circle 3 shades of meaning verbs that match each picture.

	scream	smile
	yell	shout
	hop	leap
	jump	walk
	draw	make
	build	construct

Match the verb to match the shades.

snooze, nap, \_\_\_\_\_

\_\_\_\_\_, wreck, damage

hit, \_\_\_\_\_, tap

gulp, drink, \_\_\_\_\_

**DAY 5** Write the correct verb in each sentence.

**WORD BANK**  
eat, devoured, nibble

- I was so hungry that I \_\_\_\_\_ the whole pizza.
- Mom told me to \_\_\_\_\_ my lunch today.
- Dad was full, so he just took a \_\_\_\_\_ of the cookie.

**SHADES OF MEANING - ADJECTIVES** Name \_\_\_\_\_ Date \_\_\_\_\_

**DAY 1** Write each set of adjectives in order from weakest to strongest.

great	strongest
fantastic	
good	
soggy	
wet	
drenched	

**DAY 2** Circle 3 shades of meaning adjectives that match each picture.

	speedy	swift
	quick	win
	warm	hot
	bright	scolding
	big	large
	enormous	tall

Match the adjective to match the shades.

happy, joyful, \_\_\_\_\_

\_\_\_\_\_, horrible, terrible

funny, \_\_\_\_\_, hilarious

sleepy, exhausted, \_\_\_\_\_

**DAY 5** Write the correct adjective in each sentence.

**WORD BANK**  
tallest, lofty, towering

- The \_\_\_\_\_ giraffe gazed down at the people.
- I am the \_\_\_\_\_ boy in my class.
- The \_\_\_\_\_ tree gave us lots of shade.

**LITERAL & NONLITERAL** Name \_\_\_\_\_ Date \_\_\_\_\_

**DAY 1** Match each non-literal phrase to its literal meaning.

NONLITERAL	LITERAL
• Hit the hay	• Raining very hard
• Raining cats and dogs	• In big trouble
• Time flies	• Go to bed
• Feeling under the weather	• Sick or not feeling well
• In hot water	• Easy or not hard
• Busy as a beaver	• Working very hard
• Piece of cake	• Time went by fast

**DAY 2** Write the meaning of each non-literal phrase.

That ride took my breathe away.	
My sister is as blind as a bat.	
Actions speak louder than words.	

Match each sentence to its literal or nonliteral meaning.

today while I was \_\_\_\_\_

books tonight \_\_\_\_\_

the trees by our house. \_\_\_\_\_

**DAY 5** Write one literal and one nonliteral sentence of your own.

**LITERAL**

\_\_\_\_\_

\_\_\_\_\_

**NONLITERAL**

\_\_\_\_\_

\_\_\_\_\_

**SIMILES & METAPHORS** Name \_\_\_\_\_ Date \_\_\_\_\_

**DAY 1** Read the similes and metaphors. Circle the two things being compared in each sentence.

- That chair is as hard as a rock.
- The snow is a white blanket.
- My teacher is as busy as a bee.
- My sister is such a night owl.
- A firefighter is as brave as a lion.

**DAY 2** Read each sentence. Use the code below to color each sentence.

Blue = Metaphors Purple = Similes

My mom has the heart of a lion.	That villain is as clever as a fox.	My brother eats like a horse.	My room is a pigpen.	My grandpa is as wise as an owl.
Today at recess my hands were ice.	My chicken was as dry as a bone.	My teacher has eyes like an eagle.	My little brother was such a pig at dinner.	The backyard was a pond after it rained.

Match or simile with a phrase from the box.

like roses are white daggers was a howling wolf like a fish

tall

red

swims

big

**DAY 5** Fill in the blanks to write similes about yourself.

I am as... \_\_\_\_\_

funny as \_\_\_\_\_

smart as \_\_\_\_\_

loud as \_\_\_\_\_

quiet as \_\_\_\_\_

fast as \_\_\_\_\_

tall as \_\_\_\_\_

silly as \_\_\_\_\_













strong as \_\_\_\_\_

happy as \_\_\_\_\_

# DAILY GRAMMAR PRACTICE

**HOMOPHONES** Name \_\_\_\_\_ Date \_\_\_\_\_

**DAY 1** Look at the picture. Color in the correct word.

tale		night		write	
tail		knight		right	
sun		not		hear	
son		knot		here	

**DAY 2** Draw both meanings of these homophones.

blue	blew	hi	high	ate	eight
one	won	see	sea	beef	beat

Circle the correct missing homophone.  
 two cups of \_\_\_\_\_ in the cake batter.  
 flower/four

I bought me a new \_\_\_\_\_ of shoes.  
 pear/par

\_\_\_\_\_ hopped across the yard.  
 to/hoar

\_\_\_\_\_ 20 minutes last night for homework.  
 lead

Color the horses the same red and six colors.

**DAY 5** Use the given homophones in two complete sentences.

**write**

**right**

**HOMOPHONES**

**COMPOUND WORDS** Name \_\_\_\_\_ Date \_\_\_\_\_

**DAY 1** Match the words to the pictures with a line.

	football		doghouse
	lighthouse		snowman
	firefly		pancake
	goldfish		rainbow

**DAY 2** Say the name for each picture. Color the word that matches the picture.

notebook	snowman	flashlight	basketball	jellyfish
football	flashlight	notebook	lighthouse	jellyfish
goldfish	flashlight	notebook	lighthouse	jellyfish
doghouse	flashlight	notebook	lighthouse	jellyfish
pancake	flashlight	notebook	lighthouse	jellyfish
mailbox	flashlight	notebook	lighthouse	jellyfish










**DAY 5** Write a compound word in each box.

1.	7.
2.	8.
3.	9.
4.	10.
5.	11.
6.	12.

**6. toothbrush**

**COMPOUND WORDS**

Match the sentence that matches each picture.

	Jellyfish is big.		The stoplight is bright.		Mom likes to swim.
	Jellyfish is big.		The stoplight is bright.		Mom likes to swim.
	Jellyfish is big.		The stoplight is bright.		Mom likes to swim.

**DAY 5** Write a compound word in each box.

1.	7.
2.	8.
3.	9.
4.	10.
5.	11.
6.	12.

**COMPOUND WORDS**

**CONTRACTIONS** Name \_\_\_\_\_ Date \_\_\_\_\_

**DAY 1** Read and color the words with contractions.

can't	shouldn't	I'll	aren't	we're
we'll	hasn't	he's	couldn't	don't
she's	won't	wasn't	you're	they're
didn't	wouldn't	doesn't	hasn't	what's

**DAY 2** Write the missing contraction that matches the 2 word parts in each puzzle.

he	will	do	not
can	not	I	am
we	have	that	is

**6. you'd**

**CONTRACTIONS**

Write a sentence that uses each contraction correctly.

can't	shouldn't	I'll	aren't	we're
we'll	hasn't	he's	couldn't	don't
she's	won't	wasn't	you're	they're
didn't	wouldn't	doesn't	hasn't	what's

**DAY 5** Write a contraction in each box.

1.	7.
2.	8.
3.	9.
4.	10.
5.	11.
6.	12.

**CONTRACTIONS**

**MIXED REVIEW** Name \_\_\_\_\_ Date \_\_\_\_\_

**DAY 1** Write a synonym & an antonym to match each picture.

	pretty	Synonym	Antonym
	small		
	happy		
	clean		

**DAY 2** Read the story. Use the code to color each sentence below.

**Blue** Complete Sentences **Purple** Run On Sentences

During the summer, my brother and I like to sell lemonade. We set up a stand outside our house and we have lots of visitors. Our neighbors come by and our family and our friends and our teachers. It is so much fun! We enjoy selling lemonade because we can save our money for lots of fun things like toys and candy then we can put some in the bank to save for later.

**DAY 5** Roll a die. Write the type of sentence you roll.

1	2	3	4	5	6
interrogative	declarative	imperative	exclamatory	interrogative	

**MIXED REVIEW**

Color the common nouns yellow and nouns green.

shopping at Target today.

s out the garbage every Friday.

McDonald's for lunch tomorrow.

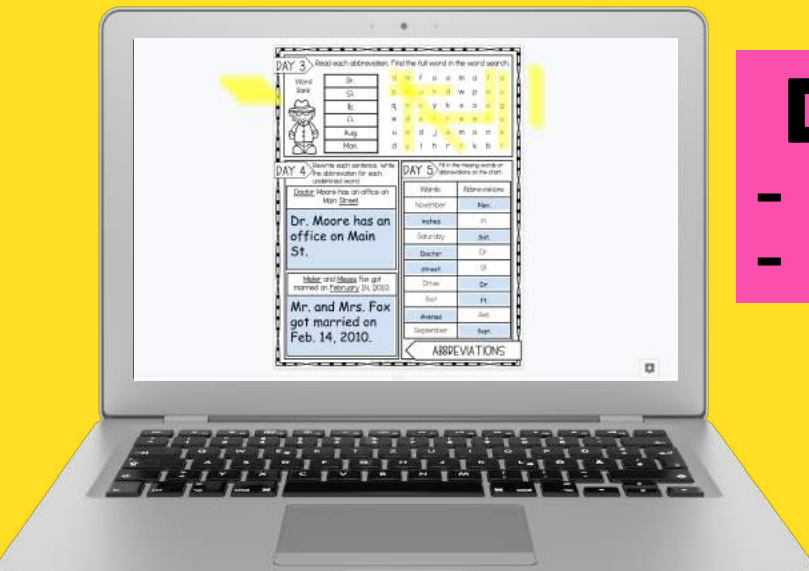
o play at my house after school?

ing to Florida this summer.

**DAY 5** Roll a die. Write the type of sentence you roll.

1	2	3	4	5	6
interrogative	declarative	imperative	exclamatory	interrogative	

**MIXED REVIEW**




**Digital versions:**

- Google Slides
- Seesaw

**Answer keys included**

# Weekly Email FREEBIES!

Grab a cup of coffee and take a few minutes with our weekly newsletter created just for teachers like you.



## About Lucky Little Learners



Angie Olson has many years of classroom experience teaching grades kindergarten, first, and second grade. She earned her master's degree in mathematics and has presented for a variety of conferences at the national, state, and local levels. Over the years, Angie has employed teachers to help with Lucky Little Learners. She is proud of her talented team who strives to support the teaching community with her. Lucky Little Learners has created over 25,000 resources that are available in the All Access membership. Lucky Little Learners is also a top seller on Teachers Pay Teachers.