

WRITER'S Workshop

WINTER Activities For Little Writers

I Can Write...
Name: _____
ALL ABOUT WINTER

Directions: Draw a picture and write three sentences about winter.



- 1**
- 2**
- 3**


I Can Write
Name: _____

BEGINNING

MIDDLE

END






My

WINTER
Journal

BY: _____




... Would you **RATHER** ...



play
hockey

OR




go
skating

I would rather

because

I can make
finger spaces.



I can start with
a capital letter.




I can use
punctuation.



I can use the
word wall.



I can write
neatly.



Name: _____

How to...

BUILD A SNOWMAN



First,

Next,

Finally,

PREVIEW



Dear _____

Handwriting practice area consisting of multiple sets of three horizontal lines (top, middle dashed, bottom) for writing.

PREVIEW




ALL ABOUT

Directions: Choose the picture that you like best. Write three facts about it.



a snowman



a gingerbread man

1

Handwriting practice lines for the first row, consisting of a solid top line, a dashed middle line, and a solid bottom line.

2

Handwriting practice lines for the second row, consisting of a solid top line, a dashed middle line, and a solid bottom line.

3

Handwriting practice lines for the third row, consisting of a solid top line, a dashed middle line, and a solid bottom line.

I Can Write...

Name: _____

ALL ABOUT

WINTER

Directions: Draw a picture and write three sentences about winter.



1


2

3

Name: _____

Things I Like
to Do in...

WINTER



1

2

3

4

5

PREVIEW

Name: _____

I Can Write A STORY



BEGINNING

Four sets of primary writing lines (top solid, middle dashed, bottom solid) for the beginning section.

MIDDLE

Four sets of primary writing lines (top solid, middle dashed, bottom solid) for the middle section.

END

Four sets of primary writing lines (top solid, middle dashed, bottom solid) for the end section.




Name: _____

...Brainstorming **IDEAS**...




© All Students Can SHINE



Name: _____

... I Can Write A STORY ...

Write a story to go with the picture.




Handwriting practice lines consisting of multiple sets of solid top and bottom lines with a dashed middle line.






Name: _____

... I Can Write A STORY ...

Write a story to go with the picture.



Four sets of primary writing lines, each consisting of a solid top line, a dashed middle line, and a solid bottom line.

I can make finger spaces.	
I can start with a capital letter.	
I can use punctuation.	
I can use the word wall.	
I can write neatly.	



Handwriting practice lines consisting of multiple sets of solid top and bottom lines with a dashed middle line.

Title: _____



PREVIEW

Handwriting practice lines consisting of four sets of horizontal lines. Each set includes a solid top line, a dashed middle line, and a solid bottom line.

I can make
finger spaces.



I can start with
a capital letter.



I can use
punctuation.



I can use the
word wall.



I can write
neatly.



HOW TO MAKE

A SNOWMAN



BY: _____



HOW TO MAKE

A SNOWMAN



BY: _____




First,


PREVIEW

First,


Frosty WRITING




I can make finger spaces.




I can start with a capital letter.



I can use punctuation.








I can use the word wall.








I can write neatly.

WRITING Checklist

	I can make finger spaces.
	I can start with a capital letter.
	I can use punctuation.
	I can use the word wall.
	I can write neatly.






© All Students Can SHINE

WRITING Checklist

	I can make finger spaces.
	I can start with a capital letter.
	I can use punctuation.
	I can use the word wall.
	I can write neatly.






© All Students Can SHINE

WRITING Checklist

	I can make finger spaces.
	I can start with a capital letter.
	I can use punctuation.
	I can use the word wall.
	I can write neatly.

© All Students Can SHINE

WRITING Checklist

	I can make finger spaces.
	I can start with a capital letter.
	I can use punctuation.
	I can use the word wall.
	I can write neatly.

© All Students Can SHINE

WRITING PROMPTS

The following pages are to be used as writing prompts for your students. You can print, laminate, and cut the smaller cards. Punch a hole in the top corner, and place them on a ring for easy access. These cards can be placed in your writing center or in your “early finisher” basket.

The full-page prompts are to be displayed on your Smart Board. Project the prompt for the class, and have your students work on the same prompt.



Write fun facts about penguins.



What is your favorite winter sport?



Write a story about three snowman friends.



Write about your favorite winter holiday.



PREVIEW

What is your favorite winter sport?

WEEKLY NEWSLETTER

Grab a cup of coffee and take a few minutes with **our weekly newsletter** created just for teachers like you.

SIGN ME UP



ABOUT ALL STUDENTS CAN SHINE

All Students Can Shine is part of the Lucky Little Learners family of elementary education resource design companies created by teachers, for teachers. We provide the highest quality instructional and supplemental resources to empower a better everyday life for K-2nd grade teachers.



BETTER TOGETHER

All Students Can Shine and Lucky Little Learners have joined forces to better serve K-2 teachers.