


Valentine's Day

Math &
Literacy
centers



contents

This pack includes 5 math centers and 5 literacy centers. Each center game comes with an instructions page and a recording sheet. Each center needs to be printed, cut, and laminated.

Literacy:

Reading comprehension

Sight words

ABC order

Sentence order

Vowel teams sort - ee, ea, ai, ay

Math:

Number order - 100 chart

3D shapes

Addition - without regrouping

Subtraction: sort by < 10 , $= 10$, > 10


Graphing

BONUS: emergent reader
with fill in the blanks

ABC Order

Teacher prep: Print, laminate and cut the cards.

Student Directions: Read the words on the cards. Place them in alphabetical order.



Write the words in order on the recording sheet.

Name: _____

ABC Order



Write the words in alphabetical order.

1	bat	7
2	den	8
3	fan	9
4		10
5		11
6		12



abcdefghijklmnopqrstuvwxyz

Choose one of the words above and write a sentence with it.

© All Students Can SHINE

Sight words

Teacher prep: Print, laminate and cut the cards. Keep the cards in a box or basket.

Student Directions: Pick a card and read the word. If you can read it, you can keep the card. If not, put the card back in the deck. If you get a heart card, put all your cards back in the deck. The player with the most cards at the end of the game wins!



NUMBER ORDER

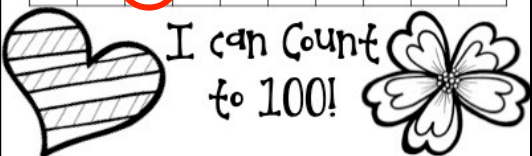
Teacher prep: Print, laminate and cut the cards. You will need to use dry erase markers on the 100 chart.

Student Directions: Choose a card. Put the numbers in increasing order and decreasing order. You can use the 100 chart to help you. Write your answers on the recording sheet.



100 Chart

1	2	3	4	5	6	7	8	9	10
11	12	13	14	15	16	17	18	19	20
21	22	23	24	25	26	27	28	29	30
31	32	33	34	35	36	37	38	39	40
41	42	43	44	45	46	47	48	49	50
51	52	53	54	55	56	57	58	59	60
61	62	63	64	65	66	67	68	69	70
71	72	73	74	75	76	77	78	79	80
81	82	83	84	85	86	87	88	89	90
91	92	93	94	95	96	97	98	99	100



Name _____

Number Order

increasing order decreasing order


25, 58, 71, 93 93, 71, 58, 25

2	
3	
4	
5	
6	
7	
8	
9	
10	
11	
12	

Add It Up!

Teacher prep: Print, laminate and cut the cards. You will need small clothes pins for this center.

Student Directions: Use clothes pins to clip the answer cards to the equation cards. Write your answers on the recording sheet.



Name _____

Add It Up!

Solve the equations and write your answers on this sheet.

1 + = 7 + =

2 + = 8 + =

3 + = 9 + =

4 + = 10 + =

5 + = 11 + =

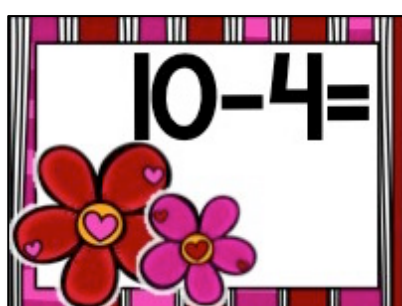
6 + = 12 + =

© All Students Can SHINE

SUBTRACT That!

Teacher prep: Print, laminate and cut the cards. This game can be played on a desk or in a pocket chart.

Student Directions: Match the equation cards with the answer cards. Write your answers in the recording sheet.



Name _____

Subtract THAT!

Match the equation cards with the answer cards. Sort your equations and write them on this page.

less than 10	equal to 10	more than 10
$10 - 4 = 6$	$\square - \square = \square$	$\square - \square = \square$
$\square - \square = \square$	$\square - \square = \square$	$\square - \square = \square$
$\square - \square = \square$	$\square - \square = \square$	$\square - \square = \square$
$\square - \square = \square$	$\square - \square = \square$	$\square - \square = \square$

© All Students Can SHINE

Spin And Graph

Teacher prep: Print, laminate and cut the cards. You will need a paper clip and crayons for this center.







Student Directions: Spin the paper clip. Fill in the graph and spin again. Stop spinning when you get a winning picture. Answer the questions at the bottom of the page.



Name _____

Spin & Graph

Spin a paper clip on the spinner. Fill in the graph.
Answer the questions to analyse the data.

Add the pictures: $\text{Flower} + \text{Teddy bear} = \square$

$\text{Candy} + \text{Cupcake} = \square$

Draw ◀ or ▶:

$\text{Envelope} + \square = \text{Heart}$


$\text{Cupcake} + \square = \text{Flower}$

© All Students Can SHINE

3D Shapes

Teacher prep: Print, laminate and cut the cards. This game can be played on a desk or in a pocket chart.

Student Directions: Place the shape cards in the correct space, according to it's faces.



reading COMPREHENSION

Teacher prep: Print, staple, and cut the books.

Student Directions: Read your book 3 times. Answer the questions on the page. Color the book when you are done.



My friend likes to play with me.
We play at the park.



My friend likes to share with me. We share our toys.



My friend likes to say nice things to me. It makes me feel special!

Name: _____

My Friend




I play with my friend at the _____

We share our _____

My friend likes to say _____

Kind words make me feel _____

Draw a picture to go with the story.



reading COMPREHENSION

Teacher prep: Print, staple, and cut the books.


Student Directions: Fill in the blank spaces. Read your book 3 times. Draw pictures to go with each page.

Things I Love

Name: _____

I love my family.

We like to play together.



I love my toys. My favorite toy is _____

I love my friends. My friends are _____

VOWEL Teams

Teacher prep: Print, laminate and cut the cards. This game can be played on a desk or in a pocket chart.





Student Directions: Sort the cards according to their vowel team. Write the words on your recording sheet.



Name _____

Vowel Teams

Write the words in the correct space, according to their vowel team.

 ea <u>peach</u>	 ee _____
 ay _____	 ai _____

© All Students Can SHINE

WEEKLY NEWSLETTER

Grab a cup of coffee and take a few minutes with **our weekly newsletter** created just for teachers like you.

SIGN ME UP



ABOUT ALL STUDENTS CAN SHINE

All Students Can Shine is part of the Lucky Little Learners family of elementary education resource design companies created by teachers, for teachers. We provide the highest quality instructional and supplemental resources to empower a better everyday life for K-2nd grade teachers.



BETTER TOGETHER

All Students Can Shine and Lucky Little Learners have joined forces to better serve K-2 teachers.