

Themed Readers

Teacher Instructions

I'm so glad that you're getting started with the Themed Readers! My students started with the Decodable Readers and are now moving on to these. We love them and I have seen great improvement in their reading since we started using them.

Here is some important information about the readers:

- Each story will focus on a specific theme.
- The warm up activity (fluency drill) will always contain vocabulary words that will appear in the story.

Take a look at the weekly schedule below and feel free to adapt it to meet your students' needs.

Monday:

- Introduce this week's passage. Read it to the class and have them repeat after you during your second or third read.
- Give each student a reader. My students each have a "book bin" and we keep our readers in there.
- Add a copy of the passage to home your folders. Students should read the passage two times every night with a parent.

Tuesday:

- Read the drill and passage 3 times. Encourage students to read with you. If this is difficult, have them repeat after you today too.
- Work as a class to find the vocabulary words in the story. Circle/highlight the words in the reader.

Wednesday:

- Read the drill and passage 3 times. By today, most kids should be able to read most of the passage with you. Play around with your daily practice by asking different kids/groups of kids to read together.
- Play games with the vocabulary words. For example, give your students a whiteboard and have them write the words as you call them out.

Thursday:

- Read the drill and passage 3 times. Make sure that kids are pointing to each word as we read.
- Give students time to read from their reader to a partner.

Friday:

- Read with a partner. Reader stays in the book bin to add to their collection! A new reader will be given every week.

A little bit of information on this set of readers...

Each theme has two readers, each with its own vocabulary word list.

20 themed **easy readers** have:

6 pages of text

1-2 sentences per page

Patterned and/or repetitive text

3-5 themed vocabulary words

1 page of fluency drill to include the themed vocabulary words

20 themed **harder readers** have:

6 pages of text


2-3 sentences of text per page

7-9 themed vocabulary words

1 page of fluency drill to include the themed vocabulary words

There is a "fluency drill" on the last page of each reader. All readers follow the same template so they will build recognition and ease of use over time for little learners who need and enjoy that predictability and structure in their day. The main goals with this resource are to use small books to help teach kids vocabulary, to motivate a natural love of reading with themes, and to simply enjoy reading books!


Want to read more about themed readers in the classroom?
Head to the blog!



All Students Can SHINE
Blog




In My Garden




Name: _____



In My Garden





Name: _____



The garden in my
yard is growing
and growing.

1



The garden in my
yard is growing
and growing.

1




I can see the corn
growing tall.

2




I can see the corn
growing tall.

2



I planted carrots.
Carrots are my
favorite.

3



I planted carrots.
Carrots are my
favorite.

3



The tomatoes are
getting bigger and
bigger.

4



The tomatoes are
getting bigger and
bigger.

4



The green beans grow
on long vines.

5




The green beans grow
on long vines.

5



I have to water my
garden. Soon I will
pick the vegetables.

6



I have to water my
garden. Soon I will
pick the vegetables.

6


Vocabulary Drill



Garden Words



garden



corn



carrots



beans



water

Vocabulary Drill



Garden Words



garden



corn



carrots



beans




water


In My Garden



garden




corn



carrots



beans



water


The garden in my yard is growing and growing. I can see the corn growing tall. I planted carrots. Carrots are my favorite. The tomatoes are getting bigger and bigger. The green beans grow on long vines. I have to water my garden. Soon I will pick the vegetables.

Read the words and the story three times.






In My Garden




Name: _____



In My Garden




Name: _____




The garden in my
backyard is growing.
I planted lots of
yummy food.

1




The garden in my
backyard is growing.
I planted lots of
yummy food.

1



In my garden, the
corn is taller than me.
I love to eat corn on
the cob with yummy
butter.



In my garden, the
corn is taller than me.
I love to eat corn on
the cob with yummy
butter.




My carrots grow underground, but I can see the green tops. The rabbits like my carrots.

3



My carrots grow underground, but I can see the green tops. The rabbits like my carrots.

3



The tomatoes in my garden are small and green but soon they will grow bigger and turn bright orange. 4




The tomatoes in my garden are small and green but soon they will grow bigger and turn bright orange. 4



Green beans grow on
long vines. They grow
longer and longer. 5




Green beans grow on
long vines. They grow
longer and longer. 5



I water and take care
of my garden. Soon
the yummy vegetables
will be ready to pick.

Yum, yum!

6



I water and take care
of my garden. Soon
the yummy vegetables
will be ready to pick.

Yum, yum!

6

Vocabulary Drill



Garden Words



garden



corn



butter



carrots



rabbit



tomato



bean vine



water

Vocabulary Drill



Garden Words



garden



corn



butter



carrots



rabbit



tomato



bean vine




water

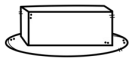
In My Garden




garden



corn



butter



carrots



rabbit



tomato



bean vine



water

The garden in my backyard is growing. I planted lots of yummy food. In my garden, the corn is taller than me. I love to eat corn on the cob with yummy butter. My carrots grow under ground, but I can see the green tops. The rabbits like my carrots. The tomatoes in my garden are small and green but soon they will grow bigger and turn bright orange. Green beans grow on long vines. They grow longer and longer. I water and take care of my garden. Soon the yummy vegetables will be ready to pick. Yum, yum!

Read the words and the story three times.



WEEKLY NEWSLETTER

Grab a cup of coffee and take a few minutes with **our weekly newsletter** created just for teachers like you.

SIGN ME UP



ABOUT ALL STUDENTS CAN SHINE

All Students Can Shine is part of the Lucky Little Learners family of elementary education resource design companies created by teachers, for teachers. We provide the highest quality instructional and supplemental resources to empower a better everyday life for K-2nd grade teachers.



BETTER TOGETHER

All Students Can Shine and Lucky Little Learners have joined forces to better serve K-2 teachers.