

Summer
Practice
Pack



We're Stayin'

SHARP

this



Summer!



SUMMER PACK Contents

Letter To Parents

Reading Incentive Page

Reading Graphic Organizers

Reading Log

Reading Task Cards

Sight Word Flashcards


Sight Word Task Cards

Sight Words Mini Book


Summer Writing Journal

Printing Practice Pages

Post cards



Dear Parents




The school year has come to an end and we are all ready to enjoy the summer. Your child has worked so hard this year and deserves a break. However, studies show that students can quickly fall behind if they do not read or write during the summer months. I am sending you this packet of activities in order to help you keep your child motivated to read and write. You can choose a few pages each week. Together, we can make sure that your child is ready for the next school year. I wish you a lovely summer filled with fun, laughter, and great memories!



MY SUMMER Reading Chart




Color a sun every time you read a book.
Let's see how many books you can read this summer!




Rate It!

Color the bug that represents how you feel about the story.
Write about what you liked and what you didn't like in the story.

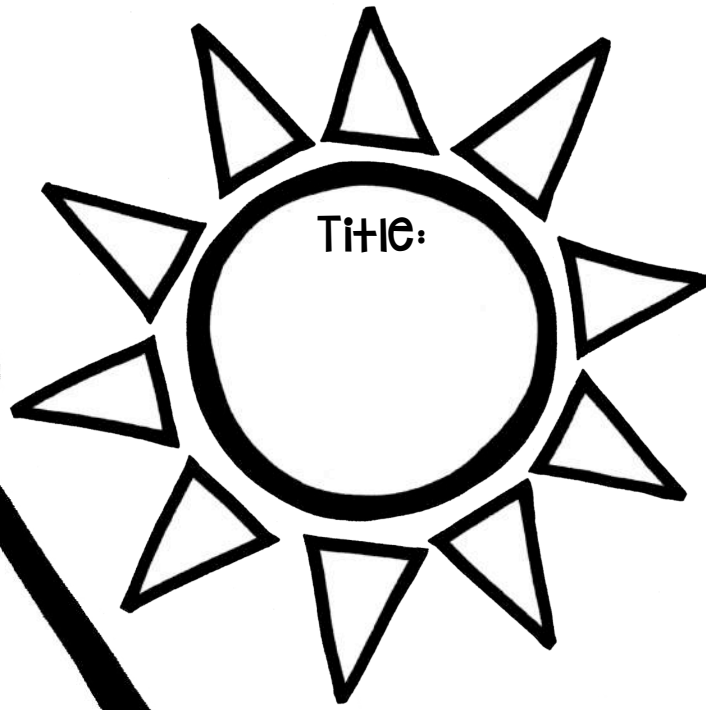


A large rectangular area with horizontal lines for writing. The lines are solid at the top and bottom, with a dashed midline. A large, faint watermark "KINDER" is visible across the writing area.



Main Idea

Idea



Title:

Write the main idea and supporting details on the sailboat.

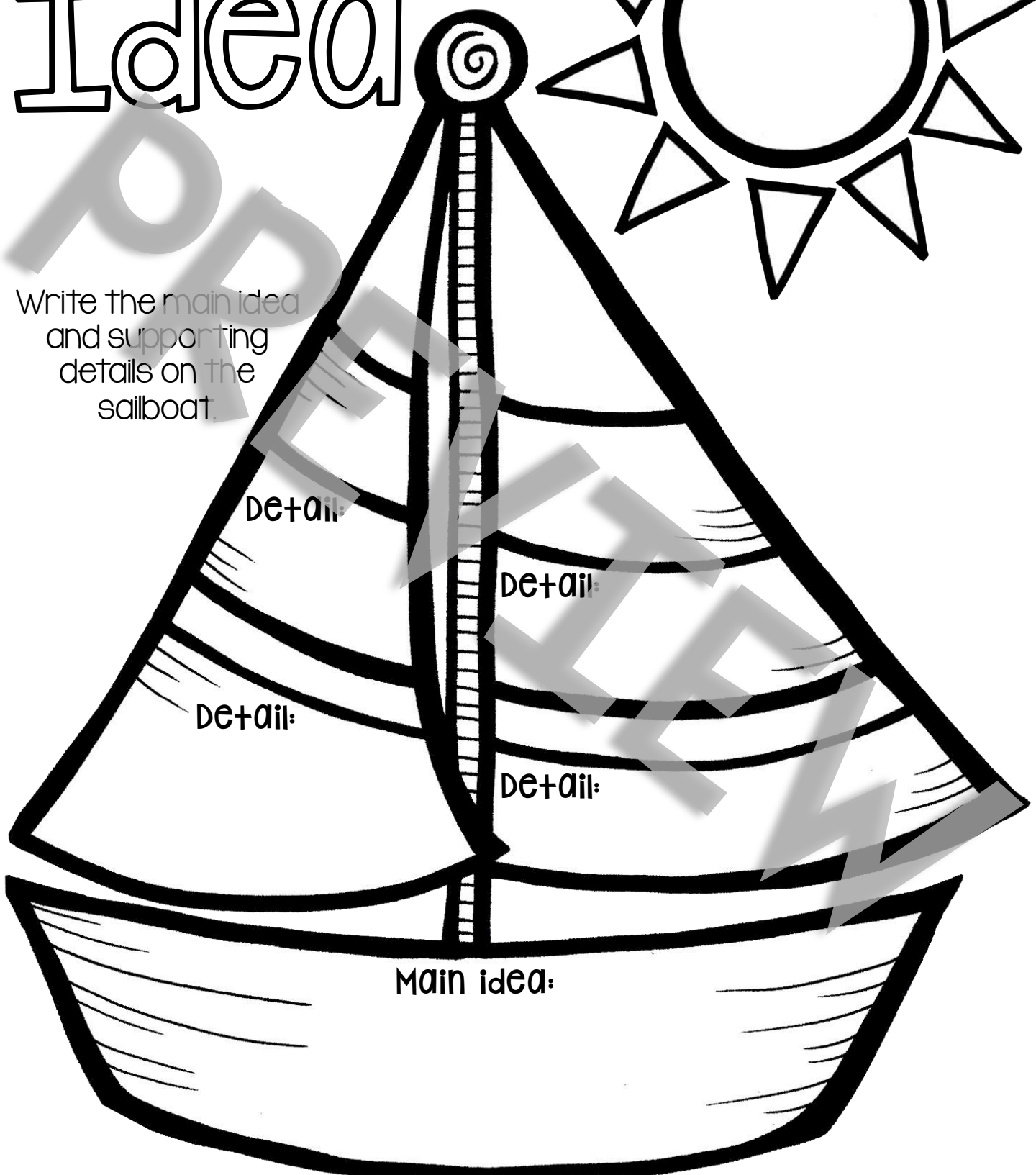
Detail:

Detail:

Detail:

Detail:

Main idea:



What happened?

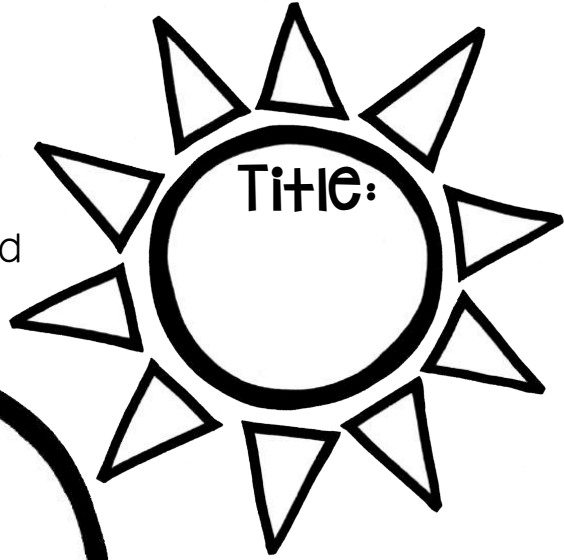
Beginning

Write about what happened at the beginning, middle, and end of the story.

Title:


Middle

End



Reading Task Cards

These reading task cards can be used with any book. Simply read a book and choose a card to work on after reading the story. The cards can be printed on different colored paper. Punch a hole in the top corner and use a ring to hold them together.



Have fun!




Draw a new cover for your book.

Look at the title and cover page. What do you think the story will be about?



Make up a song about the story in your book.

What other book does this story remind you of?




Write a letter to your favorite character.

Use a Venn diagram to compare yourself with the main character.




Sight Word Task Cards

These sight words task cards can be used with any sight words. Use the sight word cards provided in this pack. Print the words you need to work on, laminate them and place them on a ring. Choose a task card and work on that activity with your sight word cards.




Have fun!




Clap out
the
syllables
for each
sight word.

“Dash out”
the
sounds in
each
word.




Example: find = f-i-n-d


Practice writing your
words on a small white
board.




Play the “I Spy”
game with a
friend.



Choose a
word and
see how
many
times
you can
find it in a
book.




Try to
find
smaller
words in
your sight
words.



Sight Words Mini Book

Instructions:

Choose a sight word and write it at the top of your page. Look in flyers and/or magazines for your sight word. Cut and paste the words on the blank space. Practice printing the word at the bottom of the page. You can make as many pages as you want for your sight words book!



Have fun!

My

Sight

Words

Book

By: _____




My

Sight

Words


Book

By: _____




My word:


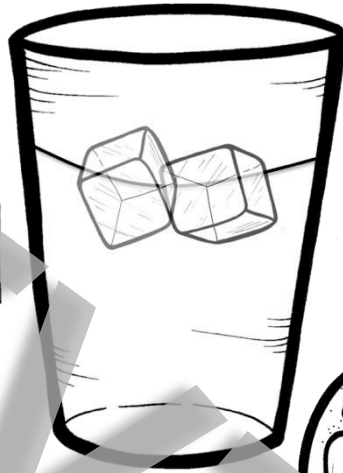
My word:



MY SUMMER JOURNAL



HOW TO MAKE Lemonade






First,



In my garden, I see


I can write a story

Draw 3 pictures to show what happens in your story.
Write your story on the lines below.

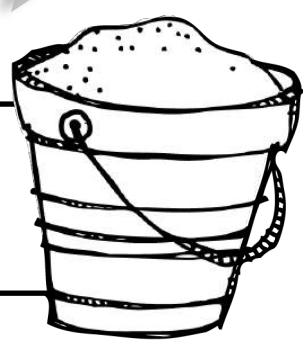


Handwriting practice lines consisting of multiple sets of three horizontal lines (top, middle dashed, bottom) for writing the story.

MY SUMMER Bucket List


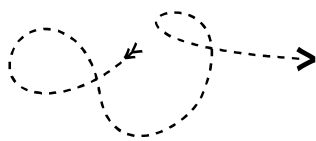


- 1
- 2
- 3
- 4
- 5
- 6
- 7
- 8



I can write

A Letter




Dear _____,

Yours truly,

Draw & Write



Copy the sentence on the lines provided.
Draw a picture to go with the sentence.



I am going to the beach today.

A MESSAGE

From Paradise



A MESSAGE

From Far Away!

