


ST. PATRICK'S DAY

Activities



ST. PATRICK'S DAY Sentences Name: _____

Circle three words from the word and write a sentence with each word.

WORD ONE: _____

WORD TWO: _____

WORD THREE: _____

WORD FOUR: _____

ACROSTIC Poem Name: _____

Write a sentence that begins with the letter in the box.

L
U
C
K
Y

Draw a picture to go with your acrostic poem.

All Students Can SHINE

TABLE OF Contents



ABC Order



Compound Words



Building Words



Writing Sentences



Acrostic Poems

Story Writing



Pot of Gold Writing

Word Wall



Emergent Reader

Leprechaun Crafts




ABC Order

Students place word cards in alphabetical order and write their words on the recording sheet.




Two recording sheets are provided. The second is more challenging with ABC order to the second letter.


clover




Irish




shamrock




holiday




festival




green



march



parade



ABC Order

Name: _____

Place the word cards in alphabetical order. Write the words on this recording sheet.

1.

2.

3.

4.

5.

6.

7.

8.

9.

10.

11.

12.

clover

Irish

shamrock

holidays

festival

green

tradition


March

lucky

parade

rainbow

dance



COMPOUND words

Students match the word cards to make compound words. They can write their answers in the recording sheet.



rain

drop

thumb

print

book

case

butter







fly

cow

boy

grass

hopper



PREVIEW

COMPOUND words

Name: _____

Match rainbow cards to make compound words. Write your words in this sheet.

- | | | | |
|-----|-------|-----|-------|
| 1. | _____ | 13. | _____ |
| 2. | _____ | 14. | _____ |
| 3. | _____ | 15. | _____ |
| 4. | _____ | 16. | _____ |
| 5. | _____ | 17. | _____ |
| 6. | _____ | 18. | _____ |
| 7. | _____ | 19. | _____ |
| 8. | _____ | 20. | _____ |
| 9. | _____ | 21. | _____ |
| 10. | _____ | 22. | _____ |
| 11. | _____ | 23. | _____ |
| 12. | _____ | 24. | _____ |

PREVIEW

Draw a picture of a word from the list above.



WRITING Activities

The following pages are writing activities. You can use these as whole group writing lessons or you can put them in your March writing center.



Building Words
Writing Sentences
Acrostic Poems
Story Writing
Pot of Gold Writing
Word Wall

L

E

P

R

F

C

H

A

U

N

PREVIEW

BUILDING words

Name: _____

Make as many words as you can with the letter cards. Write your words on this sheet.

2 letter words

_____	_____
_____	_____
_____	_____

3 letter words

_____	_____
_____	_____
_____	_____

4 letter words

_____	_____
_____	_____
_____	_____

5 letter words

_____	_____
_____	_____
_____	_____



ST. PATRICK'S DAY sentences

Name: _____



WORD ONE: _____

WORD TWO: _____




WORD THREE: _____

WORD FOUR: _____

ACROSTIC Poem

Name: _____

Write a sentence that begins with the letter in the shamrock.



PREVIEW

Draw a picture to go with your favorite sentence.





PEEK-A-BOO

Name: _____

Leprechaun

Write a story about a leprechaun who likes to sneak around.


PREVIEW

A large, empty rectangular box with a black border, intended for writing a story. The word "PREVIEW" is written diagonally across the box in a large, grey, outlined font.


PREVIEW

A series of seven horizontal lines for writing, with the word "PREVIEW" written diagonally across the first two lines in a large, grey, outlined font.


clover



transition



rainbow



EMERGENT Reader

To make the books for your students, simply photocopy the pages, staple them on the side, and cut on the dotted line.



PEEK-A-BOO

Leprechaun





Name: _____

PEEK-A-BOO

Leprechaun




Name: _____



There once was a leprechaun who
liked to play games.

1



There once was a leprechaun who
liked to play games.

1

LEPRECHAUN Crafts

This first craft is easier than the second. It is perfect for grades k-1.



LEPRECHAUN Crafts

This second craft is more difficult than the first. It is perfect for grades 2+.



ST. PATRICK'S DAY

Pic Collage
Activity

Here is an example of what your students' projects should look like:



WEEKLY NEWSLETTER

Grab a cup of coffee and take a few minutes with **our weekly newsletter** created just for teachers like you.

SIGN ME UP



ABOUT ALL STUDENTS CAN SHINE

All Students Can Shine is part of the Lucky Little Learners family of elementary education resource design companies created by teachers, for teachers. We provide the highest quality instructional and supplemental resources to empower a better everyday life for K-2nd grade teachers.



BETTER TOGETHER

All Students Can Shine and Lucky Little Learners have joined forces to better serve K-2 teachers.