

WRITER'S Workshop

SPRING Activities For Little Writers

Name _____


How to... GO ON A BUG HUNT

First, _____




Name _____

.... Would you RATHER






Have a picnic 

OR

Fly a kite 

I would rather _____

because _____

I can make finger spaces.	I can start with a capital letter.	I can use punctuation.	I can use the word wall.	I can write neatly.
				

© 2012 Scholastic Teaching Resources





My

SPRING

Journal

BY: _____



Name: _____

... Would you **RATHER** ...



Have a picnic

OR



Fly a kite

I would rather

because

I can make
finger spaces.



I can start with
a capital letter.



I can use
punctuation.



I can use the
word wall.




I can write
neatly.



Name: _____

How to...

PLANT A SEED



First,

Next,

Finally,

PREVIEW

Name: _____

... I CAN Write A LETTER ...

I can write a letter to:



a bee




a sheep



a bird








a bunny



a firefly

Dear _____

PREVIEW


- I can make finger spaces. 
- I can start with a capital letter. 
- I can use punctuation. 
- I can use the word wall. 
- I can write neatly. 

ALL ABOUT

Directions: Choose the picture that you like best. Write three facts about it.



clouds



the sun

1

Handwriting practice lines for the first section, consisting of a solid top line, a dashed middle line, and a solid bottom line.

2

Handwriting practice lines for the second section, consisting of a solid top line, a dashed middle line, and a solid bottom line.

3

Handwriting practice lines for the third section, consisting of a solid top line, a dashed middle line, and a solid bottom line.

I Can Write...

Name: _____

ALL ABOUT SPRING

Directions: Draw a picture, and write three sentences about spring.



1

Four horizontal lines for writing, consisting of a solid top line, a dashed middle line, and a solid bottom line.

2

Four horizontal lines for writing, consisting of a solid top line, a dashed middle line, and a solid bottom line.

3

Four horizontal lines for writing, consisting of a solid top line, a dashed middle line, and a solid bottom line.

Name: _____

Things I Like
to Do in...

SPRING



1

2

3

4

5

PREVIEW

Name: _____

I Can Write A STORY



BEGINNING

MIDDLE

END



Name: _____

...Brainstorming **IDEAS**...



Name: _____

... I Can Write A STORY ...

Write a story to go with the picture.




Handwriting practice lines consisting of solid top and bottom lines with a dashed middle line. There are seven sets of these lines provided for writing a story.






Name: _____

... I Can Write A STORY ...

Write a story to go with the picture.




Four sets of primary writing lines, each consisting of a solid top line, a dashed middle line, and a solid bottom line.

I can make finger spaces.	
I can start with a capital letter.	
I can use punctuation.	
I can use the word wall.	
I can write neatly.	


Name: _____

... I Can Write A STORY ...

Write a story to go with the picture.



Handwriting practice lines consisting of multiple sets of solid top and bottom lines with a dashed midline.



Four sets of handwriting practice lines, each consisting of a solid top line, a dashed middle line, and a solid bottom line.

Name: _____

Title: _____



PREVIEW

Handwriting practice lines consisting of multiple sets of three horizontal lines: a solid top line, a dashed middle line, and a solid bottom line.

Title: _____



PREVIEW

Handwriting practice lines consisting of four sets of horizontal lines. Each set includes a solid top line, a dashed middle line, and a solid bottom line.

I can make
finger spaces.



I can start with
a capital letter.



I can use
punctuation.



I can use the
word wall.




I can write
neatly.



HOW TO PLANT

A Seed


BY: _____



HOW TO PLANT

A Seed

BY: _____




First,


PREVIEW

First,


WRITING Checklist




I can make finger spaces.




I can start with a capital letter.



I can use punctuation.








I can use the word wall.








I can write neatly.

WRITING Checklist

	I can make finger spaces.
	I can start with a capital letter.
	I can use punctuation.
	I can use the word wall.
	I can write neatly.






© All Students Can SHINE

WRITING Checklist

	I can make finger spaces.
	I can start with a capital letter.
	I can use punctuation.
	I can use the word wall.
	I can write neatly.






© All Students Can SHINE

WRITING Checklist

	I can make finger spaces.
	I can start with a capital letter.
	I can use punctuation.
	I can use the word wall.
	I can write neatly.

© All Students Can SHINE

WRITING Checklist

	I can make finger spaces.
	I can start with a capital letter.
	I can use punctuation.
	I can use the word wall.
	I can write neatly.

© All Students Can SHINE



What is your favorite insect?
Write what you know about it.



If you could change into any insect or
animal, what would you be?



Write about the perfect garden and
how you would take care of it.



What are your favorite things
about spring?



What is your favorite insect?
Write what you know about it.

WEEKLY NEWSLETTER

Grab a cup of coffee and take a few minutes with **our weekly newsletter** created just for teachers like you.

SIGN ME UP



ABOUT ALL STUDENTS CAN SHINE

All Students Can Shine is part of the Lucky Little Learners family of elementary education resource design companies created by teachers, for teachers. We provide the highest quality instructional and supplemental resources to empower a better everyday life for K-2nd grade teachers.



BETTER TOGETHER

All Students Can Shine and Lucky Little Learners have joined forces to better serve K-2 teachers.