

SPRING

Center



Math & Literacy
Centers
For Your Classroom

SPRING

Centers

Literacy Centers:

Reading comprehension

Sentence order

ABC order – Spring words

Sight words

Read/write the room

Math Centers:


Place value

Graphing

Measurement

Shapes


Time



Reading Comprehension

Print the pages and cut on the middle line.
Put the pages in order
and staple on the side.

My Pretty Garden!



First, I

Plant seeds in my garden.

seeds need

and


to grow.

I have a garden full of

If you had a garden, what would you grow?

Draw a picture to go with the story.

My pretty Garden!






I plant some seeds
in my garden.

Read/Write The Room

Walk around the room and read the cards.













Write the words next to the matching pictures on your recording sheet.



Name: _____

Read/Write The Room

Walk around the room to find all the cards.
Read the words and write them in the correct place on this page.

 bird		
		
		
		

Choose a word above and write a sentence with it.

© All Students Can SHINE

SPLASH!

Sight Words Game

Take turns picking a card out of the bucket.

If you can read the word, you get to keep the card.

If you cannot read the word, your partner can help.

Watch out for the "SPLASH!" cards!

If you pick that card, you must put all your cards back into the bucket.



Place Value Base Ten Blocks

Help the bees find their flowers
by matching the picture cards
to the number cards.



Write your answers on the recording sheet.

Base Ten Blocks

Name: _____

Match the picture cards with the number cards.
Write the numbers in the circles and draw the blocks in the box.

27			



© All Students Can SHINE

Springtime Graphing

Spin a paper clip on the spinner.

Fill in the graph.

Answer the questions to analyze the data.

Name: _____

Springtime Graphing

Spin a paper clip on the spinner.
Fill in the graph.
Answer the questions to analyze the data.


© All Students Can SHINE

Caterpillar Measurement

Measure each picture with paper clips and cubes. Write your measurements on your recording sheet.

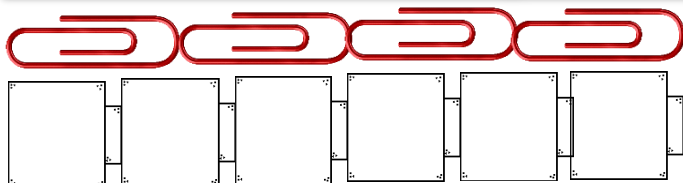

Name: _____

Measure each picture with paper clips and cubes. Write your measurements on this page.



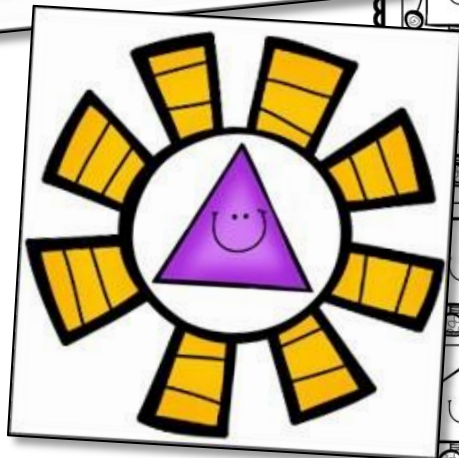

1	--- paper clips	--- cubes
2	4 paper clips	6 cubes
3	--- paper clips	--- cubes
	--- paper clips	--- cubes
	--- paper clips	--- cubes
	--- paper clips	--- cubes
	--- paper clips	--- cubes
	--- paper clips	--- cubes
	--- paper clips	--- cubes
	--- paper clips	--- cubes

© All Students Can SHINE



Sunny Shapes

Help the flowers grow by finding their matching sun. Write the words next to the correct shape on this sheet.



Name: _____

Sunny Shapes

Help the flowers grow by finding their matching sun. Write the words next to the correct shape on this sheet.

	triangle		

© All Students Can SHINE

Spring "time" Gardening

Help the kids water their flowers by finding their matching watering can.

Write your answers on your recording sheet.



Name: _____

Spring "time" Gardening

Help the kids water their flowers by finding their matching watering can. Write your answers on your recording sheet.

 4:00	 :	 :
 :	 :	 :

© All Students Can SHINE

WEEKLY NEWSLETTER

Grab a cup of coffee and take a few minutes with **our weekly newsletter** created just for teachers like you.

SIGN ME UP



ABOUT ALL STUDENTS CAN SHINE

All Students Can Shine is part of the Lucky Little Learners family of elementary education resource design companies created by teachers, for teachers. We provide the highest quality instructional and supplemental resources to empower a better everyday life for K-2nd grade teachers.



**BETTER
TOGETHER**

All Students Can Shine and Lucky Little Learners have joined forces to better serve K-2 teachers.