

READING WITH EXPRESSION

Fluency Practice For Little Learners



ALL STUDENTS CAN
shine

TABLE OF CONTENTS

Emotions Posters

Reading Passages:

- Answer Key -

- Passages with response question -

- Passages without question -

Emotions Mini-Reader

Anchor Chart Cards

MY Emotions CHART



Happy



Excited



angry



Confused



Disgusted



Grumpy



Sad



Worried




Embarrassed



Hurt



Interested



Scared



Proud



Shocked



Shy



Relieved



Thankful



Tired



Concerned

ANSWER KEY:

* Click on the passage titles to go straight to each page. *

PASSAGE:	EMOTIONS:
Sam's Lost Dog	Sad, Worried, Happy
The Big Race	Excited, Worried, Proud
Broken Toy	Angry, Sorry, Sad, Thankful
Magic Trick	Confused, Proud, Interested
Under The Bed	Confused, Scared, Relieved
Fun At The Park	Excited, Worried, Proud, Happy
Eat Your Veggies	Disgusted, Worried, Happy
Birthday	Proud, Excited, Happy
Sleepy Mary	Grumpy, Concerned, Tired
Perfect Painting	Proud, Happy, Excited
Loose Tooth	Worried, Concerned, Happy
Bug Adventure	Proud, Interested, Excited

READ WITH Expression

How does the character feel? Color the emotion and the dialogue in the text the same color. More than one emotion will be used.



Happy



Excited



Shocked




Sad



Worried

Sam's Lost Dog



Sam lost his dog. He looked everywhere.

"I lost my dog," cried Sam.

"Where can he be?" asked his friend Tom.

"I miss him so much!" said Sam.

The boys looked for Sam's dog.

They found him under the bench.

"There you are!" cried Sam.



How would you feel if you lost your dog?

I would feel _____

because _____

READ WITH Expression

How does the character feel? Color the emotion and the dialogue in the text the same color. More than one emotion will be used.



Happy



Worried



Grumpy



Excited



Proud

The Big Race



Pete was very excited about the big race.

"I want to win the gold medal!" he said.

Pete worked hard to get ready for today's race.

"I can't wait to see you in the race," said Jenny.

"What if I don't win?" asked Pete. "It doesn't matter. As long as you try your best, you will be great." said Jenny.



How would you feel if you were in the race?

I would feel _____

because _____

READ WITH Expression

How does the character feel? Color the emotion and the dialogue in the text the same color. More than one emotion will be used.



Happy



Proud



Confused



Excited



Interested

Magic Trick

Jake liked to do magic tricks for his friends. He pulled a rabbit out of his hat.


"How did you do that?" asked Benny.

"It's a magic trick," said Jake. "Wow!

You are very good with that trick.

Can I see it again?" asked Benny. "Thank you,"

said Jake. "I'll show you another trick!" ○○○



How would you feel if you saw a magic trick?

I would feel _____

because _____

READ WITH Expression

How does the character feel?
Color the emotion the same color as the dialogue in the text.



Happy



Sad



Shocked



Excited



Worried

Eat Your Veggies



Tom looked at his plate full of veggies.

“Do I have to eat all those veggies?” he asked his mom. “Yes, they are good for you,” said his dad. “I don’t think I like veggies,” said Tom.

He took a small bite. It tasted good. “Yum!” he said.



READ WITH EXPRESSION

How does the character feel?

Color the emotion the same color as the dialogue in the text.



Happy



Sad



Shocked



Excited



Worried

It's My Birthday!

"Today is my birthday!" shouted Mark.

"Yay! I can't wait for your big party!" said


Tim. Mark was so excited for his party. His

mother made a big chocolate cake. "I love

chocolate cake," said Mark. "When everyone

arrives, we can sing, dance, and eat cake!"

said Mark.



MY



Emotions



BOOK

MY




Emotions



BOOK

I FEEL *Happy* WHEN...



I feel happy when I

I FEEL *Happy* WHEN...



I feel happy when I

I FEEL Excited WHEN...



I feel excited

when I

Blank handwriting lines for practice.

I FEEL excited WHEN...



I feel excited

when I

Blank handwriting lines for practice.

THANK YOU!

Thank you so much for visiting my store and purchasing my unit.

It is very important for me to offer quality products.

If you find any mistakes or have any questions/suggestions,

I would love to hear from you.

You can leave me a message in the questions section of my TPT store,

and I will be sure to get

back to you soon!

KEEP IN TOUCH

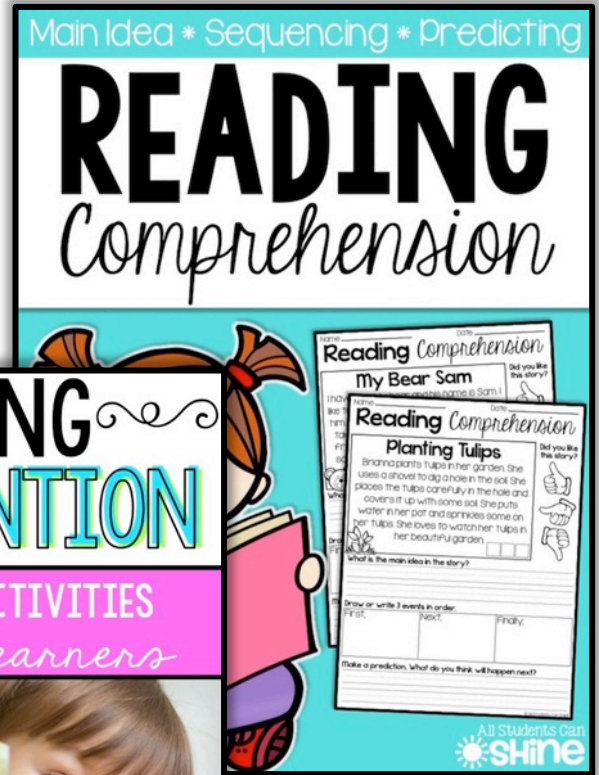
Be sure to follow my store in order to get informed when I make something NEW!




READING
Comprehension
COMPLETE BUNDLE



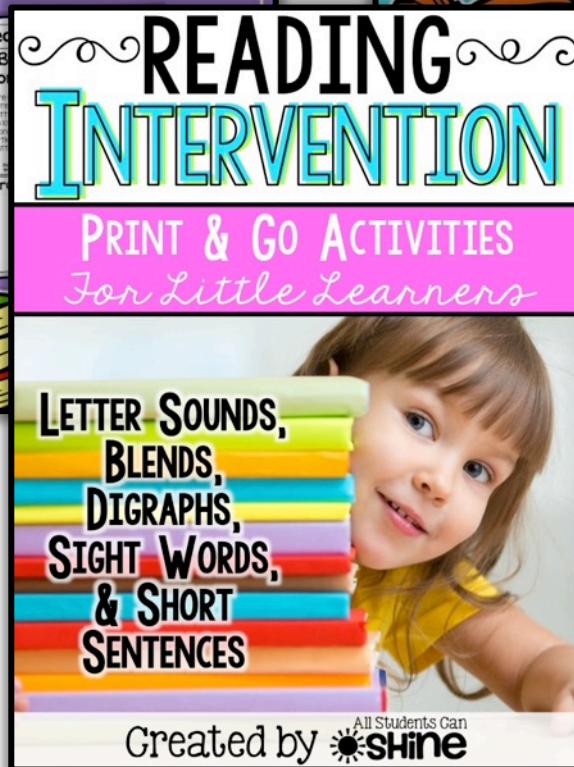
A cartoon illustration of a young girl with brown hair in pigtails, wearing a red shirt and purple pants, holding a blue book. Next to her is a stack of three books in green, blue, and red.




Main Idea * Sequencing * Predicting
READING
Comprehension



Two sample worksheets are shown. The first is titled 'My Bear Sam' and the second is 'Planting Tulips'. Both include a story and a comprehension grid with questions like 'What is the main idea in the story?' and 'Show or write 3 events in order.' The 'Planting Tulips' worksheet also includes a prediction question: 'Make a prediction, what do you think will happen next?' The 'All Students Can Shine' logo is at the bottom right.




READING
INTERVENTION
PRINT & GO ACTIVITIES
For Little Learners



A photograph of a young girl with brown hair, wearing a yellow shirt, looking at a stack of colorful books. The books are in shades of green, yellow, blue, red, and purple.

**LETTER SOUNDS,
BLENDS,
DIGRAPHS,
SIGHT WORDS,
& SHORT
SENTENCES**

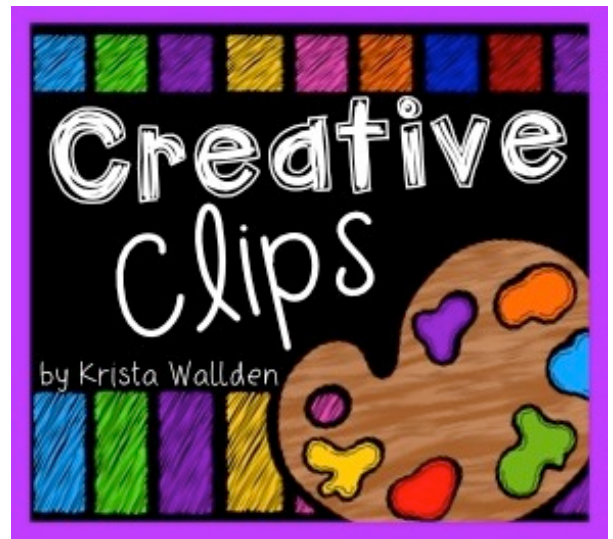
Created by  All Students Can Shine

CREDITS

Thank you for purchasing my
Reading With Expression pack.

I hope you and your students enjoy it!

In this product, I used graphics and fonts
from the following artists:



WEEKLY NEWSLETTER

Grab a cup of coffee and take a few minutes with **our weekly newsletter** created just for teachers like you.

SIGN ME UP



ABOUT ALL STUDENTS CAN SHINE

All Students Can Shine is part of the Lucky Little Learners family of elementary education resource design companies created by teachers, for teachers. We provide the highest quality instructional and supplemental resources to empower a better everyday life for K-2nd grade teachers.



BETTER TOGETHER

All Students Can Shine and Lucky Little Learners have joined forces to better serve K-2 teachers.