


OCEAN

Adventure!



Ocean Unit Contents

Vocabulary/Definition cards

Ocean Animal Books

- Seahorse
- Great White Shark
- Sea Turtle
- Octopus
- Clown Fish
- Dolphin

Close read passages with comprehension questions

Shorter passages with comprehension questions

Research graphic organizers

Sequence Writing

Venn Diagrams

Class Surveys

Story Writing

Interactive notebook activities

Mini readers

KWL charts

Are, Have, Can charts


Vocabulary books

Ocean VOCABULARY

The following pages have
word cards and
definition cards.

You can use the word
cards for your word wall
or you can play a matching
game with the words
and definitions.

algae



plankton




crustacean



predator



A plant that grows in the water. It can live in both shallow and deep waters.



Tiny animals or plants that drift in the water. They are a major source of food for many sea creatures.

Animals that have a hard outer shell and no back bone. Most of them live in the water and some live on land.



An animal that hunts and/or eats other animals.

Ocean

BOOKS

The following pages include books that can be used as **read alouds**, can be placed in your reading corner, or can be used as a reading center.


I like to read them to my class at the beginning of our unit, as many of the writing activities are based on these books. It is a great way to introduce the topic and new vocabulary. It also is a fun way to get my students excited about what is to come!

All About The SEAHORSE

Female seahorses lay eggs in the male's pouch. The pouch looks just like the pouch of a kangaroo!


It takes about 45 days for the eggs to hatch and there can be hundreds of baby seahorses born at the same time!

When the baby seahorses are born, they are about the size of a jellybean. They have to stick together to find food and hide from predators.



All About The GREAT WHITE SHARK

The great white sharks live in cool, coastal waters and are named after their white bellies. They have powerful tails that can help them swim very fast. They are such strong swimmers that they can breach like whales. This means that they can burst out of the water completely. They do this when they are hunting.



All About The OCTOPUS

Most octopuses live on the ocean floor and eat crabs, shrimps, fish and lobsters. They move around the ocean floor and tuck their arms in tight spaces, looking for food. They use their arms to pull their food into their mouth.



All About The CLOWN FISH

Clown fish have a layer of mucus on their skin, which makes it immune to the anemone's deadly sting. The clown fish and the anemone help each other survive. The anemone helps the clown fish by sharing scraps of food and giving it a safe home. The clown fish helps the anemone by removing small parasites on its tentacles.



All About The DOLPHIN

There are over 40 species of dolphins in the world. Bottlenose dolphins measure up to 14 feet (4.2 m) long.



They are excellent swimmers and can breach just like whales. This means that they can jump out of the water completely.


Reading comprehension

The following pages are for
reading comprehension.

The full page close reads have the same text as the read alouds. They each come with a page of comprehension questions.

The reading comprehension pages have shorter and easier passages.

All About The SEA TURTLE



The green sea turtles live in Tropical and subtropical coastal waters all over the world. They are named after the greenish color of their skin under their shell. Their shells are usually brown or olive green, depending on where they live.



There are 2 species of green sea turtles. They usually weigh up to 400 pounds (180 kg) but larger green sea turtles, weighing 700 pounds (317 kg), have been found! Their shell is heart-shaped and can measure up to 5 feet (1.5 meters) wide.

Unlike most sea turtles, green sea turtles are herbivores. They eat seaweed and sea grass. Scientists believe that the green food is the reason for their green skin color.

Female green sea turtles will lay their eggs on the same beach where they were born. They will lay about 155 eggs and cover them with sand. It takes about 2 months for the eggs to hatch. Baby sea turtles break their shell with a special egg tooth and have to make their way quickly toward the water, before getting seen by predators.

FUN FACT: Green sea turtles are not able to pull their head inside their shell.

All About The SEA TURTLE



1. How did green sea turtles get their name?

2. What do green sea turtles eat?

3. What do scientists believe is the reason for the green sea turtle's skin color?

4. Where do female green sea turtles lay their eggs?

5. What happens when a baby green sea turtle is born?

READING Comprehension

Sharks

Sharks can swim very fast with their powerful tails. They have a huge mouth with many teeth. Sharks have very good noses and can smell blood from far away. They like to hunt sea lions and seals. They eat chunks of their prey in one gulp!

Put a check mark each time you read the story.

<input type="checkbox"/>	<input type="checkbox"/>	<input type="checkbox"/>
--------------------------	--------------------------	--------------------------

Read the story 3 times and answer the questions.

- Sharks can
 - Swim fast
 - Eat meat
 - Both
- Sharks have a very big
 - Ear
 - Eye
 - Mouth
- Sharks can smell
 - Lasagna
 - Blood
 - Water
- What do sharks like to eat?

Draw A Picture



Find evidence in the text.

- Sharks have very good noses.
 - Yes
 - No



Highlight the sentence in the text that supports your answer.

Writing Activities

The following pages are filled with fun **writing activities** for your ocean unit. Some are for science and some are for language arts. You can choose the activities that you like best for your class.

For some activities, I have included primary and secondary lines, as I like to have them both available for my students.

Those students who are not yet ready for secondary lines can use the pages with primary lines.


My Seahorse

RESEARCH

Name: _____

Fill in the bubbles with information that you found.

Two large, empty rounded rectangular bubbles for writing research notes.




A large, empty rounded rectangular bubble for writing research notes.



Name: _____

All About The DOLPHIN



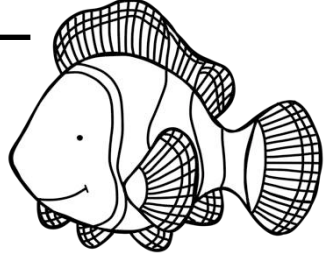
1.

2.

3.

4.

Name: _____



I Can Write

ABOUT THE

CLOWN FISH

1

2

3

4

5

Name: _____



Compare Those ANIMALS!

Compare seahorses and sea turtles. Write their differences and similarities



SEA TURTLES


SEAHORSES





Name: _____

My Special SEAHORSE



Use the words in the box to write your story.

head	pouch	plankton
tail	fin	crustacean
tropical	swim	hide
water	algae	predator

Handwriting practice lines consisting of multiple horizontal lines for writing.


	<input type="checkbox"/> I used capitals and periods.
	<input type="checkbox"/> I put spaces between my words.
	<input type="checkbox"/> I spelled sight words correctly.
	<input type="checkbox"/> My writing is neat.
	<input type="checkbox"/> I tried my best.
	<input type="checkbox"/> My name is on my paper.

Interactive NO+eBOOKS


The following pages are for your student's **interactive no+eBOOKS**. You can choose to put these in your centers, or you can complete them as a class. My students love to have pages in their notebooks for each of our units. It is a great way to look back at everything they have learned. It is also an easy way to assess their understanding at the end of a unit!

CLOWNFISH


What I
knew About



1



2



3

Mini Readers


The following pages are **mini readers** for your students. These emergent readers have blank spaces for your students to fill out.

I use these readers after having read the books (at the beginning of this pack) with my class. This way, my students are already familiar with the topic and vocabulary.

They are great for practicing fluency! The more students read the same text, the better they will be at reading all the words and reading with expression.


I also included **VOCABULARY BOOKS**, to help your students record new words.

All About The
GREAT WHITE SHARK




By: _____

All About The
GREAT WHITE SHARK




By: _____



The _____ white sharks are the largest predator fish in the world. When great white sharks are born, they are already 5 feet (1.5 meters) long. They can grow up to 15 feet (4.6 meters) long!

2




The great white sharks eat sea mammals, like sea lions and _____. They also eat small whales and sea turtles.

They use their 300 _____ to rip chunks of meat off their prey. They do not _____ their food, they just swallow the chunks of meat in one gulp!

3

My CLOWN
FISH

words



By: _____

My word:

All About



GREAT WHITE SHARKS

Sharks are

Sharks have

Sharks can

PREVIEW

Thank you!

Thank you for purchasing my Ocean Unit.
I hope you and your students enjoy it!

In this product, I used graphics and fonts from
the following artists:



WEEKLY NEWSLETTER

Grab a cup of coffee and take a few minutes with **our weekly newsletter** created just for teachers like you.

SIGN ME UP



ABOUT ALL STUDENTS CAN SHINE

All Students Can Shine is part of the Lucky Little Learners family of elementary education resource design companies created by teachers, for teachers. We provide the highest quality instructional and supplemental resources to empower a better everyday life for K-2nd grade teachers.



BETTER TOGETHER

All Students Can Shine and Lucky Little Learners have joined forces to better serve K-2 teachers.