

Less & More

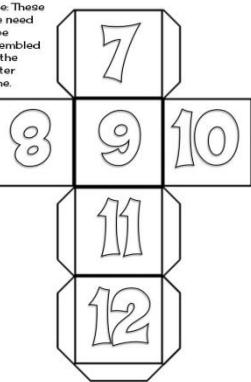
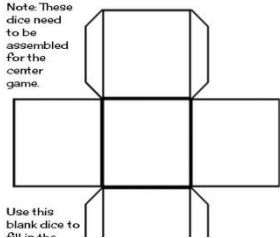
Take 2 cards with the same pictures on them.
Sort your cards on this mat.
Write your answers on your recording sheet.

less	more

Less & More

Write your answers on this recording sheet.

less	more	less	more
1	5		
less	more	less	more
less	more	less	more
less	more	less	more



Name: _____

Before and After

Roll the dice. Write the number in the middle box.
Fill in the before and after boxes. Complete the number line.

Before

After

Numbers sorting (cut & paste)

Cut out the numbers and paste them in the

1	2	3
4	5	6

Numbers sorting (cut & paste)

Cut out the number cards and paste them in the correct place.

Name: _____

even	odd
-------------	------------

Numbers sorting (write It!)

Place and cards on the correct sorting mat. Write your answers on this sheet.

even	odd
-------------	------------

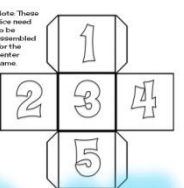
Roll And cover

Roll the dice. Read the number and cover the matching one.



Roll and cover center

- Roll the dice.
- Read the number.
- Cover the matching number on the mat.



Roll and cover center

- Place the number cards facing down.
- Turn over a card.
- Cover the matching number on the mat.

Even Numbers

Odd Numbers

@ All Students Can SHINE

** These need to be cut and laminated for the center game.

1	2	3	4	5
6	7	8	9	10
11	12	13	14	15

Read/write the room

1. Choose the recording sheet you want. You may choose different sheets for your students, depending on their abilities.
2. Use the 1-20 number cards for this game.
3. **Read/write The Room: Numbers**

Read/write The Room: Numbers

Copy the words from the cards in numerical order. The first one is done for you!

1 _____

2 _____

3 _____

4 _____

5 _____

6 _____

7 _____

8 _____

9 _____

10 _____

11 _____

12 _____

13 _____

14 _____

15 _____

16 _____


17 _____

18 _____

19 _____

20 _____

Fill in the sentence by copying the number word from above.
I am _____ years old.



Number order

The first recording sheet is for writing numbers in order (1-10). The second recording sheet is for writing numbers in order (1-10). Put 10 number words in plastic bags. Give each student a bag and place it in a folder. If they finish, they can choose a new bag and a new recording sheet. Have a new game every time!



Number order


Copy the numbers and words from the cards in numerical order. The first one is done for you!

1 one	

My Numbers BOOK

Name: _____

Numbers



6 6 6 6 6 6

six six six six six six

Color six lemon slices.



Numbers



9 9 9 9 9 9

nine nine nine nine nine nine

Color nine kites.



Numbers



17 17 17 17 17 17

seventeen seventeen seventeen seventeen

Color seventeen crayons.




Numbers




20 20 20 20 20 20

twenty twenty twenty twenty

Color twenty frogs.



@ All Students Can SHINE



@ All Students Can SHINE