

September

Apples

“Apples are _____”

Mini reader

Bus Safety

Bus safety promise

Draw (finish) & Write

Community Helpers

Helpers are, have, can


Sentence starters

Full page writing & draw

Seasons

Seasons class survey

This or that?




Apples are _____

Apples are _____

Apples are _____

Name: _____




Apples are _____

Apples are _____

Apples are _____

Name: _____




Apples are _____

Apples are _____

Apples are _____

Name: _____



I See
APPLES



Name: _____



see one red apple.

I See
APPLES



Name: _____




see one red apple.

I see two green apples.

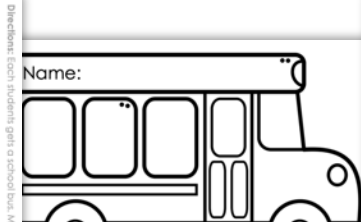


Name: _____

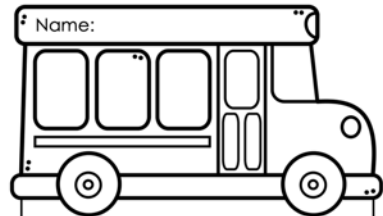


I promise to be safe
on the school bus.


Name: _____



Name: _____




Name: _____




I promise to be safe
on the school bus.

Name: _____



Name: _____




Directions: Each student gets a school bus. Make a color promise and display in your classroom.

Directions: Students can write a school bus rule on the lines. You can also make a flip book with these by gluing several buses to each student and stapling at the top!

BUS SAFETY

Name: _____

Draw your face in the window



I can _____


I can _____

I can _____

BUS SAFETY

Name: _____


Draw your face in the window and write about how you can be safe on the bus.



I am safe on the bus when I _____

Name: _____

Draw your face in the window and write about how you can be safe on the bus.



Community Helpers

Name: _____



Firefighters	Mailman	Lifeguard
ARE	ARE	ARE
HAVE	HAVE	HAVE
CAN	CAN	CAN

Community Helpers

Name: _____

A mailman can help by _____



A firefighter can _____

A lifeguard can _____

A police officer can _____


Community Helpers

Name: _____

Community Helpers

Name: _____

Draw a picture and write about how you can help your community.



I can _____

I can _____

I can _____

Community Helpers

Name: _____


Draw a picture and write about how you can help your community.



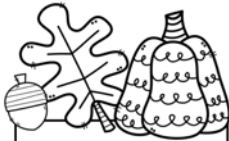
Community Helpers

Name: _____


Draw a picture and write about how you can help your community.



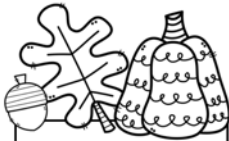
Which Season Do You Like Best?



I like _____
Name: _____



I like _____
Name: _____



I like _____
Name: _____



I like _____
Name: _____



I like _____
Name: _____



I like _____
Name: _____



I like _____
Name: _____



I like _____
Name: _____



I like _____
Name: _____

Name: _____

Name: _____

Name: _____

Seasons

Name: _____



Play at the beach

I would rather _____
Because...



Play at the beach

I would rather _____
Because...

Seasons

Name: _____



Play at the beach

I would rather _____
because _____

Seasons

Name: _____



Play at the beach

I would rather _____
Because...



Jump in the leaves

October

Fire Safety

Fire safety sequencing
Vocab sorting

Pumpkins

Pumpkins are _____
Vocabulary cards BB
Reader

Halloween

Haunted house vocab BB
Sentence starters
Draw (finish) & Write

Owls

Vocabulary cards for BB
Are, have, can
Fact writing

October Writing Activities



Fire safety

Name: _____



STOP

First, I can _____



DROP

Next, I can _____

ROLL

Safety

Name: _____

STOP

First, _____











DROP

Then, _____

Fire safety

Name: _____

Write the fire words in the correct spaces.







hose	detector	hydrant	alarm
ladder	smoke	truck	extinguisher

Write a sentence with words above.

afety

Name: _____

Write the fire words in the correct spaces.

detector	hydrant	alarm
smoke	truck	extinguisher

words above.

Pumpkins are _____

Pumpkins are _____

Pumpkins are _____

Name: _____

Directions: Brainstorm vocabulary words to describe pumpkins. Each student gets one pumpkin and writes one word/adjecive. Display on your bulletin board!

Directions: Brainstorm vocabulary words to describe pumpkins. Each student gets one pumpkin and writes one word/adjecive. Display on your bulletin board!

I see one orange pumpkin.

I see three small pumpkins.

I like my pumpkins.

I See PUMPKINS

Name: _____

I see two tall pumpkins

I see three pu

Do you like pumpkins?


I See PUMPKINS

Name: _____

I see two tall pumpkins.


I see three pumpk

Do you like pumpkins?




My house has _____

Name: _____




My house has _____

Name: _____



My house has _____


Name: _____




My house has _____

Name: _____

Things that are Spooky




Bats _____




Monsters _____

because _____



Ghosts _____

because _____




Houses _____


because _____

Things that are Spooky


Name: _____




Bats are spooky because _____



Monsters are spooky because _____



Ghosts are spooky because _____



Haunted houses are spooky because _____

Trick Or Treat!

Name: _____


Finish the picture and write about it.



Trick Or Treat!

Name: _____

Finish the picture and write about it.



Directions: Use common vocabulary words to describe each owl. Each student gets one owl and makes one word/objective. Display on your bulletin board.

OWIS

Ow

Ow

Ow

Name:

OWIS

Owls are ↷

Owls have ↷

Owls can ↷

Name:

I know all about OWIS

Owls use their talons to _____

Owls are nocturnal animals because _____

Owls eat lots of _____

Owls can do cool things like _____

Name:

I know all about OWIS

Owls use their talons to _____

Owls are nocturnal animals because _____

Owls eat lots of _____

Owls can do cool things like _____

November

Fall

Fall word cards for BB

5 senses

Draw & Write

Nocturnal Animals

Reader

Would you rather

Who plays at night craftivity

Thanksgiving

Make a list

Letter

Family

Family tree

Sentence starters

November Writing Activities



I use my 5 senses

Name: _____


In the Fall



I see _____




I hear _____



I feel _____



I smell _____



I taste _____

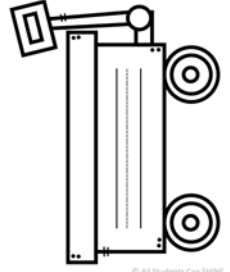
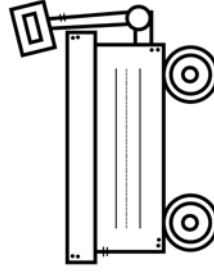
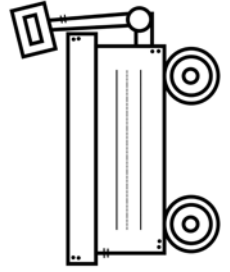
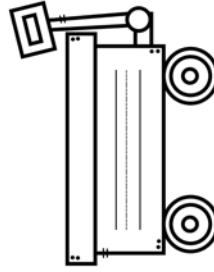


I taste _____

© All Students Can SHINE

© All Students Can SHINE

Directions: Brainstorm vocabulary words to describe Fall. Each student gets one wagon and writes one word/objective. Display on your bulletin board!



© All Students Can SHINE

I know all about **Fall**

Name: _____



My Fall **Story**

Name: _____

Finish the picture and write about it.



© All Students Can SHINE

Owls hunt at night.
Spiders work at night.
Bats fly at night.

Name: _____

Would you Rather... Name: _____

Play during the day

Play at night

I would rather _____
Because...

Would you Rather... Name: _____

Play during the day

Play at night

I would rather _____
Because...

Would you Rather... Name: _____

Play during the day

I would rather _____
because

Would you Rather... Name: _____

Play during the day

Play at night

I would rather _____
Because...

Owls hunt at night.
Spiders work at night.
Bats fly at night.

Name: _____

Name: _____

Nocturnal Animals

Name: _____

Nocturnal Animals

Name: _____

I see a raccoon _____

I see a bat _____

I see a bat in the night.

I see a skunk in _____

I see a skunk in the _____

I see _____

I see an owl in the night.

I see an owl in the night.

Thank You

Dear _____

Love,

Thank You

Dear _____

Love,

I am

Thankful

I am thankful for _____



I am


Thankful

I am thankful for _____

I am thankful for _____

I am thankful for _____

I am thankful for _____







My Family

Tree


Write the names of your family members in the boxes.



My Family

Tree

Write the names of your family members in the boxes.



I can write about

My Family

Write sentences about your family members.

My _____ is special because _____

I can write about

My Family






Write sentences about your family members.

My _____ is special because _____

My _____ is special because _____

My _____ is special because _____

My _____ is special because _____

December

Winter

Vocabulary word cards for BB

Draw & Write

Winter Sentences

Christmas / Holidays

Elf Reader

Letter to Santa

Gift Riddles

Wants vs. Needs

Make a list

Would You Rather

Reindeer

Are, Have, Can

Fact Sentences – with vocab bank

If I Had a Pet Reindeer

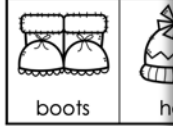
December Writing Activities



a Story about

Name: _____

Winter



boots

a Story about
Winter

Name: _____

Use the words below to finish
the picture and write about it.



boots

hat

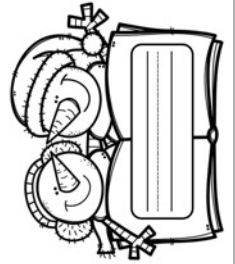
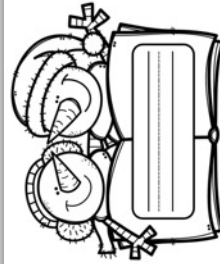
mitten

coat

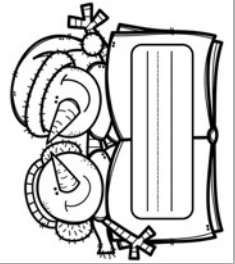
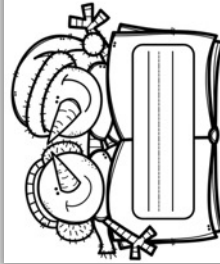
skate

© All Students Can SHINE

Directions: Brainstorm vocabulary words to describe winter. Each student gets one snowman card and writes one word/adjective. Display on your bulletin board!



© All Students Can SHINE



My Story about a

Name: _____

Snowman

Use the words below to draw
a picture and write about it.



roll

My Story about a
Snowman

Name: _____

Use the words below to draw
a picture and write about it.



roll

snowball

carrot

hat

snowman

© All Students Can SHINE

I can write about
Winter

Name: _____

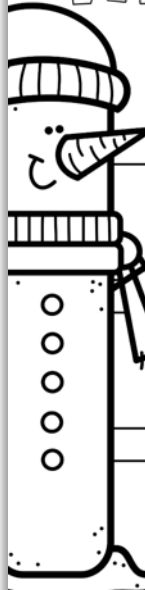


Color each word that you use in your sentences.

mittens	scarf	slide	hill
snowman	skate	cold	cocoa

I can write about
Winter

Name: _____



Color each word that you use in your sentences.

mittens	scarf	slide	hill
snowman	skate	cold	cocoa

© All Students Can SHINE

Would you **Rather** ... Name: _____

Choose one. You can't have both!

Have breakfast every morning





Would you **Rather** ... Name: _____

Choose one. You can't have both!

Have breakfast every morning





Get new toys every day

I would rather **Because...**

Would you **Rather** ... Name: _____

Choose one. You can't have both!

Have breakfast every morning





Get new toys every day

I would rather **Because...**

Would you **Rather** ... Name: _____

Choose one. You can't have both!




Have breakfast every morning






Get new toys every day

I would rather _____ **Because...**


Things I need:

Things I want:




Things I need:

Things I want:



Things I need:

Things I want:



Reindeer

Name: _____



Reindeer are _____



Reindeer have _____



Reindeer can _____

I know all about

Name: _____

Reindeer



Reindeer live in _____



Reindeer eat _____



Migration is _____



I know th _____

I Can Write about

Name: _____

Reindeer

Use the words below to write sentences about reindeer.

hooves	migrate	antlers	herd
coat	herbivore	habitat	caribou



I Can Write about

Name: _____

Reindeer

Use the words below to write sentences about reindeer.

hooves	migrate	antlers	herd
coat	herbivore	habitat	caribou






Fun With a

Reindeer

Name: _____


Finish the picture and write a story.



If I had a pet reindeer _____

Fun With a


Reindeer




January Writing Activities




This year I will _____






© All Students Can SHINE




Party for New Years!

Use the words below to draw and write.




My New Year's Resolutions

Spin three times to write resolutions. Draw a picture to go with one of your goals.





Party for New Years!

Use the words below to draw and write.




My New Year's Resolutions

Spin three times to write resolutions. Draw a picture to go with one of your goals.




© All Students Can SHINE



party blower fireworks confetti ball hat


© All Students Can SHINE



Polar bears are _____
 Polar bears have _____
 Polar bears can _____
 Name: _____



Polar bears are _____
 Polar bears have _____
 Polar bears can _____
 Name: _____



Polar bears are _____
 Polar bears have _____
 Polar bears can _____
 Name: _____

I can write Sentences

Name: _____

Write a sentence to go with each picture.









I can write Sentences

Name: _____

Write a sentence to go with each picture.











My Penguin book

Name: _____



Would you Rather... Name: _____



Play with a polar bear



Play with a penguin

Would you Rather... Name: _____



Play with a polar bear



Play with a penguin

I would rather _____
Because...

Animals That Hibernates

Name: _____




Animal Hibe

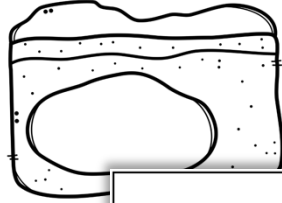
Name: _____



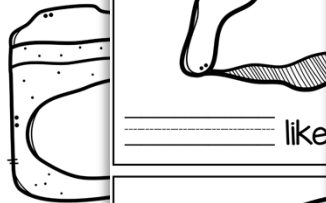
_____ like to _____



_____ like to hibernate.









_____ like _____









_____ like _____



_____ like to hibernate.


 bat	 chipmunk	 frog
 polar bear	 groundhog	 hedgehog

 bat	 chipmunk	 frog
 polar bear	 groundhog	 hedgehog

In the SNOW

Name: _____

Write the snow words in the co




snowman	mittens	sled	coat
shovel	snowflake	hat	skates

Write a sentence with words above.

In the SNOW

Name: _____


Write the snow words in the correct spaces.




snowman	mittens	sled	coat
shovel	snowflake	hat	skates


Write a sentence with words above.

© All Students Can SHINE


 In The SNOW


Name: _____





 In The SNOW

Name: _____

 We can play in the snow.





 We can roll in the snow.





 We can roll in the snow.



 We can build in the snow.



 We can build in the snow.



 We can slide in the snow.

 We can slide in the snow.



 We can slide in the snow.



WEEKLY NEWSLETTER

Grab a cup of coffee and take a few minutes with **our weekly newsletter** created just for teachers like you.

SIGN ME UP



ABOUT ALL STUDENTS CAN SHINE

All Students Can Shine is part of the Lucky Little Learners family of elementary education resource design companies created by teachers, for teachers. We provide the highest quality instructional and supplemental resources to empower a better everyday life for K-2nd grade teachers.



**BETTER
TOGETHER**

All Students Can Shine and Lucky Little Learners have joined forces to better serve K-2 teachers.