

Interactive

Math

NOTEBOOK

Math
Activities
FOR YOUR
Classroom

All students can SHINE

Thank you

for downloading
my preview.

I hope you like
what you see!

If you have any
questions,

you can leave me a
message in the

QUESTIONS section of

my TPT store and

I promise to answer
you ASAP!

Number Order



Students count the pictures on the cards and place them in order. They paste the numbers under each picture card.



Plenty Of Patterns



Students glue the accordion in their notebook. They complete the pattern by drawing the pictures in the spaces.



PREVIEW

Comparing Numbers

Students paste the numbers on the correct side, according to the amount.



Counting By 2

Students paste the accordion in their notebook. They start in the first space and count by 2 to fill in the missing numbers.



PREVIEW



Counting By 5



Students paste the accordion in their notebook.
They start in the first space and count by 5
to fill in the missing numbers.



Counting By 10



Students paste the accordion in their notebook.
They start in the first space and count by 10
to fill in the missing numbers.



PREVIEW

Odd Or Even?

Students paste the numbers under the correct flap.



Show Me The Numbers!

Students paste the flap books in the notebook. They fill in the flaps to represent each number.

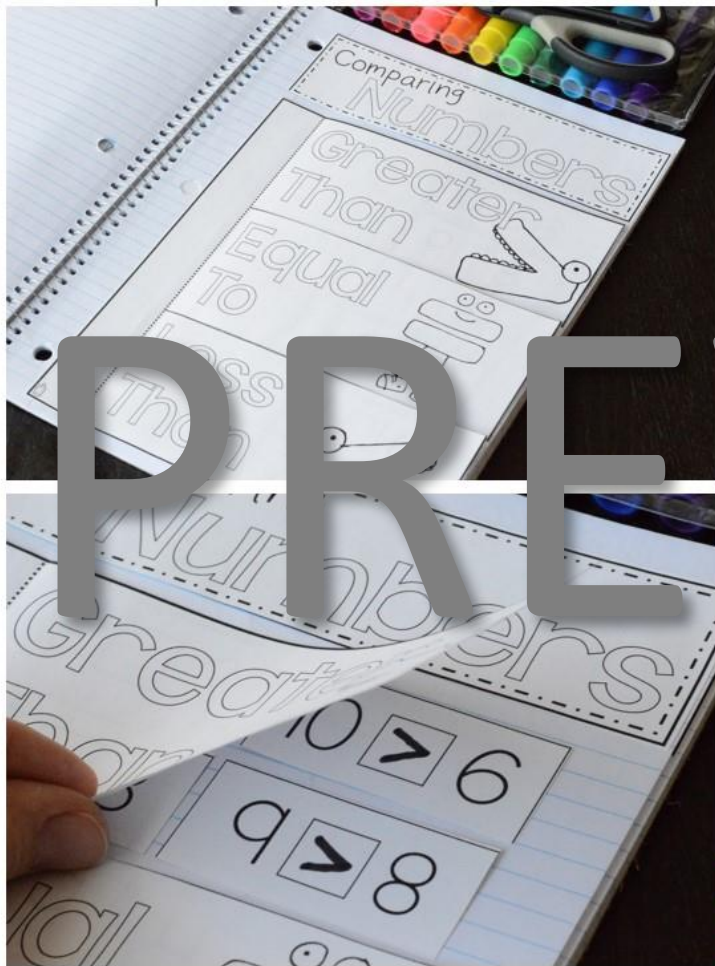


PREVIEW




Comparing Numbers

Students fill in the squares with $<$, $=$, or $>$.
They cut and paste the cards under the correct flap.



Addition True or False?

Students look at each equation and paste them under the correct flap.




Subtraction True or False?





Students look at each equation and paste them under the correct flap.



Ten Frame Addition




Students look at the ten frames and choose the correct equation to glue under each flap.



Bunny Hop Number Line

Students move the bunny on the number line to solve the equations.



Flip Flop Addition

Students use the commutative property to write the other equation under each flap.



PREVIEW

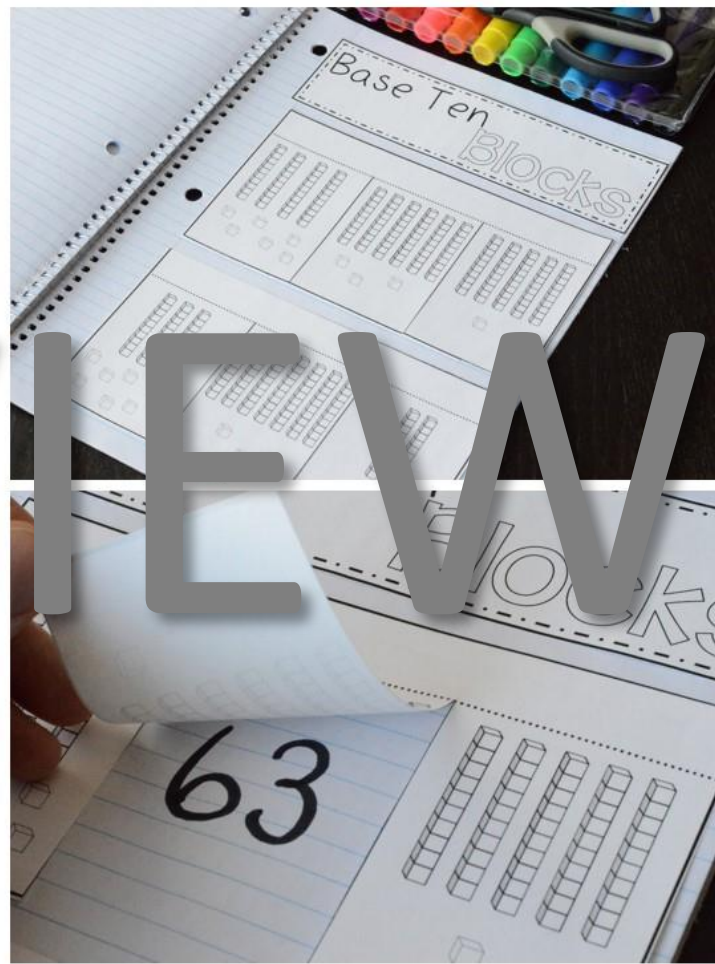
Fact Families

Students use the 3 numbers to write four equations under each flap.



Base Ten Blocks

Students count the base ten blocks and write the number under each flap.




Fun With Graphs!

Students glue the pictures on the graph. They analyze the data by filling in the missing information under each flap.



Shape Showers!

Students glue the correct shapes under each umbrella.



Monster Measurement



Students measure the monsters with the blocks by gluing them next to the picture. They fill in the sentence with the missing information.



PREVIEW

WEEKLY NEWSLETTER

Grab a cup of coffee and take a few minutes with **our weekly newsletter** created just for teachers like you.

SIGN ME UP



ABOUT ALL STUDENTS CAN SHINE

All Students Can Shine is part of the Lucky Little Learners family of elementary education resource design companies created by teachers, for teachers. We provide the highest quality instructional and supplemental resources to empower a better everyday life for K-2nd grade teachers.



BETTER TOGETHER

All Students Can Shine and Lucky Little Learners have joined forces to better serve K-2 teachers.