


Easy Prep

Subitizing

MATH CENTERS



All Students Can SHINE

MATH CENTERS

Info & Instructions
for the teacher

There are four games in each math set.

The number of pages used to create this resource was purposely limited. Each game takes only 2-3 pages to print. This is to help you save on both ink and paper when preparing your center games. No more printing pages and pages to get your students engaged during your math lessons!

There are several ways to organize these math games. All game pieces were created with size in mind. Everything fits in photo boxes so that you can easily use one photo box per game! If you do not wish to use photo boxes to store your math games, no problem. You can simply put each game in a Ziploc bag or other container.

Students can independently get started with these games. Visual instruction cards and labels are included for each game. When prepping each center, glue the label on top and the instruction card on the inside of the cover. This way, students can easily find their instructions and can get started right away.

Low on color ink? No problem! Black and white centers are included in this resource. If you prefer printing your games on colored paper to save on color ink, you can use that option.


Students can self-correct. Recording sheets are provided in this resource. You will also find answer keys. When students have completed their centers, they can refer to the answer keys to check their work. **There is no answer key for the spinner game because every answer depends on what the student spins.

Subitizing

- Dominoes -

DOMINOES

Match the cards with the same number until you have used all the domino cards.





Subitizing

- Sorting -

SORTING

Sort the cards by less than 5, equal to 5, or more than 5.

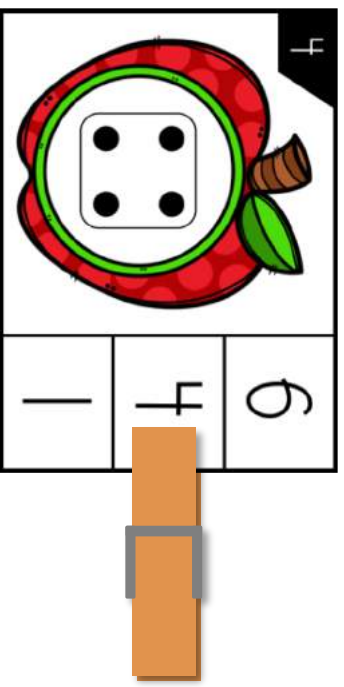


SuBoItIzIng

- Clipo Cards -

CLIP CARDS

Look at the
number
represented,
and clip the
correct
number.



Subitizing


- Spin It! -

SPIN IT!

Spin a number.
Cover the number
with a cube.

Spin again.





















If you have already
covered the number,
add another cube on
top!



BLACK & WHITE CENTERS, recording sheets, AND ANSWER KEYS are included!

SUBITIZING Dominoes





















Instructions: Write the correct number next to each picture.

1 	2 	3 	4 	5 
6 	7 	8 	9 	10 
11 	12 	13 	14 	15 
16 	17 	18 	19 	20 

© All Students Can SHINE

SUBITIZING ANSWER KEY

Instructions: Write the correct number next to each picture.


1  3	2  4	3  9	4  8	5  3
6  6	7  5	8  2	9  1	10  5
11  10	12  1	13  6	14  3	15  7
16  4	17  5	18  6	19  4	20  2

© All Students Can SHINE

Easy Prep

Numbers 1-10

MATH CENTERS



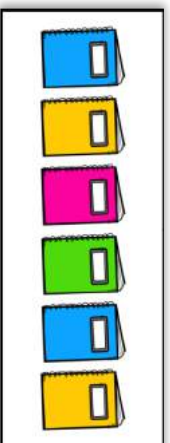
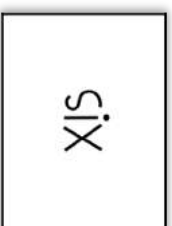
All Students Can SHINE

Numbers 1-10

- Matching -

MATCHING

Match the
pieces to
make
puzzles.

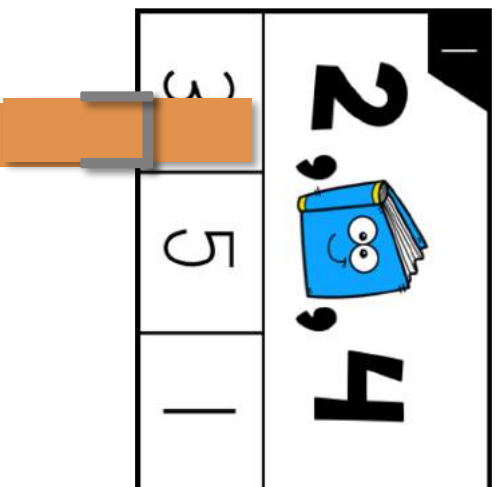


Numbers 1-10

- Clip Cards -

CLIP CARDS

Clip the
missing
number.




Numbers 1-10

- Before & After -

BEFORE & AFTER

Cover the
blank space
with the
correct
number
card.

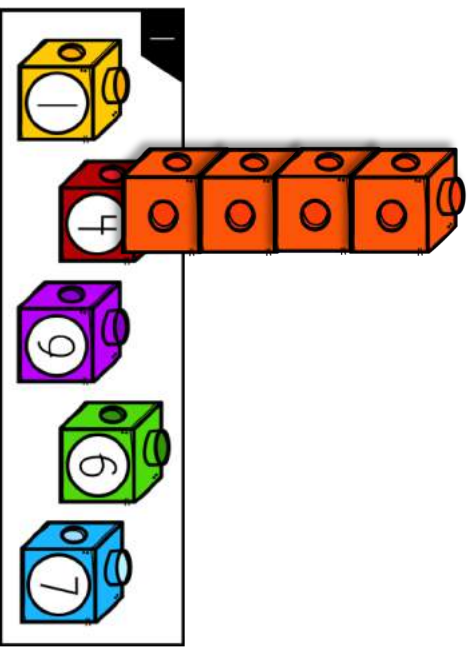


Numbers 1-10


- Counting -

COUNTING




Cover the numbers with the correct amounts of blocks.




BLACK & WHITE CENTERS, recording sheets, AND ANSWER KEYS are included!

 **NUMBERS 1-10** **Clip cards**




Instructions: Clip the cards. Write the correct number in each box.

1	2	3	4	5	
6	7	8	9	10	
11	12	13	14	15	
16	17	18			

© All Students Can SHINE

 **NUMBERS 1-10** **ANSWER KEY**

Instructions: Clip the cards. Write the correct number in each box.

1	2	3	4	5	
3	4	5	5	6	
6	7	8	9	10	
2	7	1	8	9	
11	12	13	14	15	
8	3	2	9	4	
16	17	18			

© All Students Can SHINE

Easy Prep

Numbers 11-20

MATH CENTERS




All Students Can SHINE

Numbers 11-20

- Ten Frames -

TEN FRAMES

Match the numbers to the ten frames.



Numbers 11-20
- Number Order -

NUMBER ORDER

Clip the
missing
numbers.

11, _ 13, 14


10	12	15
----	----	----

Numbers 11-20

- Tally Marks -

TALLY MARKS

Match the numbers to the tally marks.




Note to the teacher: Cut out the puzzles on the next three pages (each puzzle has three pieces). Students will assemble the puzzles by matching the numbers. For the pictures, students must count on from ten.

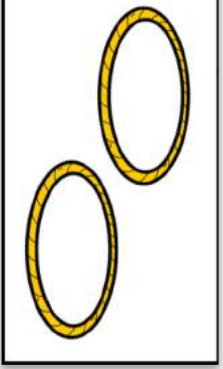

Numbers 11-20 - puzzles -

PUZZLES


Match the
pieces to
make
puzzles.



twelve




BLACK & WHITE CENTERS, recording sheets, AND ANSWER KEYS are included!




NUMBERS 11-20

Ten Frames Match

Instructions: Match the cards, and write your answers on this page.

1	2	3	4	5
6	7	8	9	10
11	12	13	14	15
16	17	18		


© All Students Can SHINE



NUMBERS 11-20

Ten Frames Match
ANSWER KEY

Instructions: Match the cards, and write your answers on this page.

1 11	2 16	3 12	4 18	5 20
6 15	7 14	8 17	9 19	10 19
11 18	12 14	13 15	14 11	15 16
16 17	17 12	18 13		

© All Students Can SHINE

Easy Prep

Addition (up to 10)

MATH CENTERS



All Students Can SHINE

Addition 1-10

- Matching -

MATCHING

Match the equations with the sums.




Addition 1-10

- Clip Cards -

CLIP CARDS


Clip all of the equations with the sum on the bear.



Addition 1-10
- Number Bonds -

NUMBER BONDS


Fill in the
missing
numbers.



Addition 1-10
- Picture Adding -

PICTURES

Add the
bears, and
match the
card with the
correct sum.




BLACK & WHITE CENTERS, recording sheets, AND ANSWER KEYS are included!

 **ADDITION 1-10** Picture Addition

Instructions: Write your answers on this sheet.

1	2	3	4	5
6	7	8	9	10
11	12	13	14	15
16	17	18	19	20

© All Students Can SHINE

 **ADDITION 1-10** ANSWER KEY

Instructions: Write your answers on this sheet.

1	5	9	2	4	3
6	6	8	7	4	10
11	5	8	9	2	3
16	5	7	4	10	6

© All Students Can SHINE

Easy Prep

Subtraction
(up to 10)

MATH CENTERS




All Students Can SHINE

Subtraction 1-10

- Pictures -

PICTURES

Match the equations with the pictures.



Subtraction 1-10

- Clip Cards -

CLIP CARDS

Clip all of the equations with the difference on the sign.

A subtraction sign clip card. The sign is a brown wooden board with a white number '3' in the center. It is attached to a tree stump with green leaves. The card contains the following equations:


$5-2$	$7-4$
$9-5$	$8-5$
$4-2$	$5-1$
$4-2$	$6-2$

Subtraction I-10

- Matching -

MATCHING

Match the equations with the sums.




Subtraction 1-10

- True or False -

TRUE / FALSE

Sort the equations onto the correct mats.



BLACK & WHITE CENTERS, recording sheets, AND ANSWER KEYS are included!




SUBTRACTION 1-10

Subtracting With Pictures

Instructions: Write the equations below.

1	2	3	4	5
6	7	8	9	10
11	12	13	14	15
16	17	18		



© All Students Can SHINE



SUBTRACTION 1-10

Subtract Pictures ANSWER KEY

Instructions: Write the equations below.

1	2	3	4	5
$4-3=1$	$8-4=4$	$6-5=1$	$2-2=0$	$7-4=3$
6	7	8	9	10
$5-1=4$	$4-1=3$	$3-2=1$	$9-4=5$	$3-1=2$
11	12	13	14	15
$5-4=1$	$7-2=5$	$4-2=2$	$8-3=5$	$6-4=2$
16	17	18		

© All Students Can SHINE

Easy Prep Addition 1-20

MATH CENTERS






All Students Can SHINE

Addition 1-20
- Matching -

MATCHING

Match two equations for every sum.



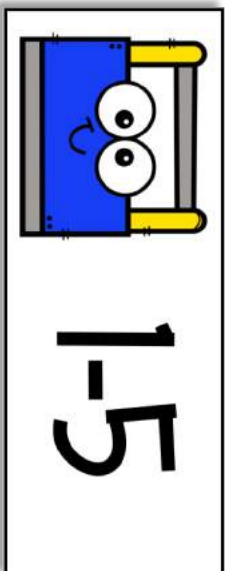
 3+0	 3	1+2 
---	---	---

Addition 1-20

- Sorting -

SORTING

Sort the
equations
according
to their
sum.


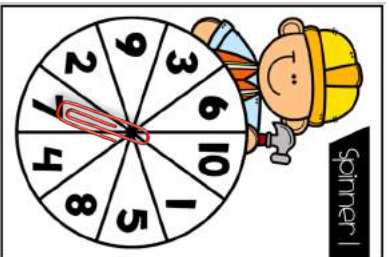


Addition 1-20

- Spin & Flip -

SPIN & FLIP

Spin both spinners, and add the numbers.





7	+	2	=	9
2	+	7	=	9

Addition 1-20


- Missing Addend -

MISSING ADDEND

Use the
number
line to find
the missing
addend.




BLACK & WHITE CENTERS, recording sheets, AND ANSWER KEYS are included!




ADDITION 1-20

Matching

Instructions: Match the equivalent equations.

=3	=4	=5	=6	=7
=8	=9	=10	=11	=12
=13	=14	=15	=16	=17
=18	=19	=20		



© All Students Can SHINE



ADDITION 1-20

Matching
ANSWER KEY

Instructions: Match the equivalent equations.

=3 $1+2=3$ $3+0=3$	=4 $2+2=4$ $3+1=4$	=5 $3+2=5$ $1+4=5$	=6 $4+2=6$ $3+3=6$	=7 $5+2=7$ $3+4=7$
=8 $5+3=8$ $7+1=8$	=9 $3+6=9$ $2+7=9$	=10 $5+5=10$ $8+2=10$	=11 $3+8=11$ $5+6=11$	=12 $5+7=12$ $8+4=12$
=13 $4+9=13$ $2+11=13$	=14 $10+4=14$ $7+7=14$	=15 $8+7=15$ $5+10=15$	=16 $7+9=16$ $3+13=16$	=17 $12+5=17$ $7+10=17$
=18 $16+2=18$ $9+9=18$	=19 $6+13=19$ $18+1=19$	=20 $14+6=20$ $10+10=20$		

© All Students Can SHINE

Easy Prep

Subtraction
(up to 20)

MATH CENTERS



All Students Can SHINE

Subtraction

- Matching -

MATCHING

Match two equations for every difference.

10-9

1


4-3

Subtraction

- Sorting -

SORTING

Sort the
equations
according
to their
differences.


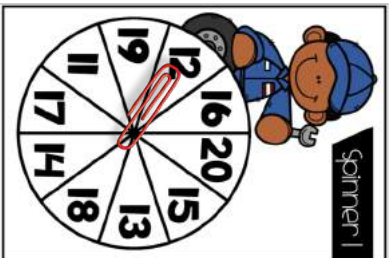


Subtraction

- spin & solve -

SPIN & SOLVE

Spin both spinners and subtract.





$$\boxed{12} - \boxed{4} = \boxed{8}$$

Subtraction


- Missing Number -

MISSING NUMBER

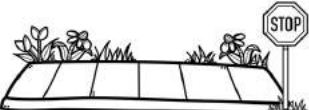
Use the
number line
to find the
missing
number.




BLACK & WHITE CENTERS, recording sheets, AND ANSWER KEYS are included!

 **SUBTRACTION 1-20** Matching

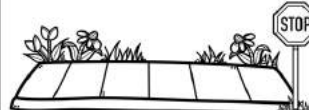
Instructions: Write the equivalent equations.

1	2	3	4	5
6	7	8	9	10
11	12	13	14	15
16	17	18		

© All Students Can SHINE

 **SUBTRACTION 1-20** Matching **ANSWER KEY**

Instructions: Write the equivalent equations.

=1 10-9=1 4-3=1	=2 7-5=2 8-6=2	=3 5-2=3 10-7=3	=4 6-2=4 7-3=4	=5 9-4=5 6-1=5
=6 8-2=6 10-4=6	=7 17-10=7 9-2=7	=8 10-2=8 15-7=8	=9 16-7=9 12-3=9	=10 18-8=10 15-5=10
=11 17-6=11 19-8=11	=12 20-8=12 16-4=12	=13 15-2=13 17-4=13	=14 18-4=14 20-6=14	=15 17-2=15 19-4=15
=16 20-4=16 18-2=16	=17 20-3=17 19-2=17	=18 19-1=18 20-2=18		

© All Students Can SHINE

Easy Prep Fact Families

MATH CENTERS



All Students Can SHINE

Fact Families

- Zoo Families -

ZOO FAMILIES

Match the equation cards with the number cards.

FACT FAMILIES **Four Equations**

Instructions: Match the cards and write your answers on this sheet.

1 $4+6=10$
2 $6+4=10$
3 $10-4=6$
4 $10-6=4$

5
6
7
8
9
10
11
12
13
14
15
16
17
18
19
20


© 2015 Education.com, Inc.

Fact Families

- Equation Match -

MATCH

Match the
addition
equations
with the
subtraction
equations.



Fact Families

- Missing Equations -

MISSING EQUATIONS




Write the missing equations for each card.

FACT FAMILIES Missing Equations

Instructions: Write the missing equations for each card.

1	2	3	4	5
7+1=8				
8-7=1				
	7	8	9	10
		13	14	15
		18		

1+7=8
8-1=7



© All Systems Can Share

Fact Families

- Write The Family -

WRITE THE FAMILY


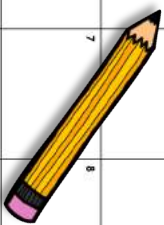
For each card, write the four equations that make up the fact family.

FACT FAMILIES

Write the Equations

Instructions: For each card, write the four equations that make a fact family.

1	2	3	4	5
4+5=9 5+4=9 9-4=5 9-5=4				
6	7	8	9	10
11	12	13	14	15
			16	17
			18	20




BLACK & WHITE CENTERS, recording sheets, AND ANSWER KEYS are included!

FACT FAMILIES

Missing Equations

Instructions: Write the missing equations for each card.


1	2	3	4	5
6	7	8	9	10
11	12	13	14	15
16	17	18		

© All Students Can SHINE

FACT FAMILIES

Missing Equations
ANSWER KEY

Instructions: Write the missing equations for each card.

1 $7+1=8$ $8-7=1$	2 $5-2=3$ $5-3=2$	3 $2+7=9$ $9-2=7$	4 $4+2=6$ $6-2=4$	5 $1+3=4$ $3+1=4$
6 $3+4=7$ $7-4=3$	7 $2+1=3$ $3-2=1$	8 $10-4=6$ $10-6=4$	9 $5+9=14$ $14-5=9$	10 $9+8=17$ $17-8=9$
11 $3+8=11$ $8+3=11$	12 $5+7=12$ $12-7=5$	13 $15+4=19$ $19-15=4$	14 $15-7=8$ $15-8=7$	15 $4+9=13$ $13-4=9$
16 $11+5=16$ $16-5=11$	17 $6+14=20$ $14+6=20$	18 $5+13=18$ $18-13=5$		

© All Students Can SHINE

Easy Prep

Skip Counting

MATH CENTERS



All Students Can SHINE

Skip Counting

- Count by 2s -

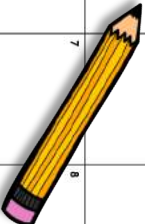
COUNT BY 2S

Clip the
next
number in
the
sequence.

SKIP COUNTING **Clip Cards**

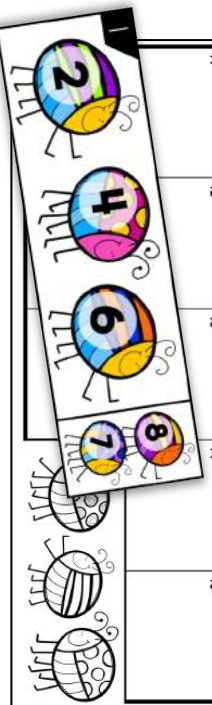
Instructions: Clip the next number in the sequence. Write your answer on this sheet!

1	2	3	4	5
6	7	8	9	10
11	12	13	14	15



8

2 4 6 7 8



Skip Counting

- Missing Numbers -

MISSING NUMBERS

Place the number cards on the blank spaces.

SKIP COUNTING Missing Numbers

Instructions: Place the number cards in the correct spaces. Write the sequences on this sheet.

5, 10, 15

1	2	3	4	5
6	7	8	9	10
11	12	13	14	15

5 10 15

Note to the teacher: There is no recording sheet for this game, as answers will vary.

Skip Counting

- Spin & Skip -

SPIN & SKIP

Spin the spinner to decide how much you will skip count by. Fill in the numbers on the two bugs.

SKIP COUNTING
Instructions: Spin and skip count. Write your number sequences on this sheet.

1	2	3	4	5
2, 7, 12	7	8	9	10
11	12	13	14	15

Spin & Skip

Note to the teacher: There are two different recording sheets for this game. Choose the one that works best for you.

Skip Counting - Sorting -

SORTING

Sort the cards according to how much you are skip counting by.

The image shows five cards for a sorting activity. Each card features a different insect illustration and a set of numbers to be skip counted by. The cards are:


- A green caterpillar with the numbers 2, 4, and 6.
- A pink caterpillar with the number 5.
- A blue and yellow bee with the numbers 5, 10, and 15.
- A yellow caterpillar with the number 10.
- A grey and blue fly with the numbers 10, 20, and 30.

BLACK & WHITE CENTERS, recording sheets, AND ANSWER KEYS are included!

SKIP COUNTING

Clip Cards

Instructions: Clip the next number in the sequence. Write your answer on this sheet.


1	2	3	4	5
6	7	8	9	10
11	12	13	14	15
16	17	18		

© All Students Can SHINE

SKIP COUNTING

ANSWER KEY

Instructions: Clip the next number in the sequence. Write your answer on this sheet.

1	2	3	4	5
8	7	10	9	12
11	13	17	15	18
14	16	21	20	19
22	24	23		

© All Students Can SHINE

WEEKLY NEWSLETTER

Grab a cup of coffee and take a few minutes with **our weekly newsletter** created just for teachers like you.

SIGN ME UP



ABOUT ALL STUDENTS CAN SHINE

All Students Can Shine is part of the Lucky Little Learners family of elementary education resource design companies created by teachers, for teachers. We provide the highest quality instructional and supplemental resources to empower a better everyday life for K-2nd grade teachers.



BETTER TOGETHER

All Students Can Shine and Lucky Little Learners have joined forces to better serve K-2 teachers.