



# WRITER'S Workshop

## FALL Activities For Little Writers

Name \_\_\_\_\_

.... Would you **RATHER** ....

Jump in a pile of leaves **OR** Go apple picking




I would rather \_\_\_\_\_

because \_\_\_\_\_

Name \_\_\_\_\_


... I Can Write **A STORY**

Write a story to go with the picture.



I can make finger spaces. I can start with a capital letter. I can punctuate.

I can make finger spaces. I can start with a capital letter. I can use punctuation. I can use the writing process. I can write neatly.





My FALL  
JOURNAL

PREVIEW

BY: \_\_\_\_\_



# ... Would you **RATHER** ...

Jump  
in a  
pile of  
leaves



**OR**

Go apple  
picking



I would rather

because

I can make  
finger spaces.



I can start with  
a capital letter.



I can use  
punctuation.



I can use the  
word wall.



I can write  
neatly.



Name: \_\_\_\_\_

How to...

# MAKE YUMMY APPLE PIE



First,

\_\_\_\_\_

\_\_\_\_\_

\_\_\_\_\_

\_\_\_\_\_

Next,

\_\_\_\_\_

\_\_\_\_\_

\_\_\_\_\_

\_\_\_\_\_

Finally,

\_\_\_\_\_

\_\_\_\_\_


\_\_\_\_\_

\_\_\_\_\_

PREVIEW


Dear \_\_\_\_\_,

PREVIEW



# ALL ABOUT

Directions: Choose the plant that you like best. Write three facts about it.



apples



pumpkins

1

\_\_\_\_\_

\_\_\_\_\_

\_\_\_\_\_

2

\_\_\_\_\_

\_\_\_\_\_

\_\_\_\_\_

3

\_\_\_\_\_


\_\_\_\_\_

\_\_\_\_\_

Name: \_\_\_\_\_

Things I Like  
to Do in the

# FALL



**1**

**2**

**3**

**4**

**5**

PREVIEW

Name: \_\_\_\_\_

# I Can Write A STORY



## **B**EGINNING

\_\_\_\_\_

\_\_\_\_\_

\_\_\_\_\_

\_\_\_\_\_

## **M**IDDLE

\_\_\_\_\_

\_\_\_\_\_

\_\_\_\_\_

\_\_\_\_\_

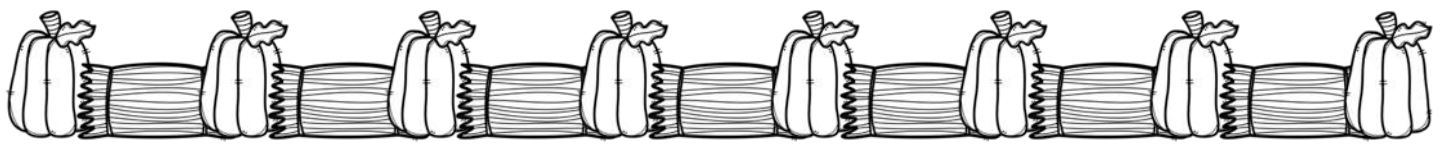
## **E**ND

\_\_\_\_\_

\_\_\_\_\_


\_\_\_\_\_

\_\_\_\_\_



Name: \_\_\_\_\_

# ...Brainstorming **IDEAS**...










Name: \_\_\_\_\_

# ... I Can Write A STORY ...


Write a story to go with the picture.



Four sets of primary writing lines, each consisting of a solid top line, a dashed middle line, and a solid bottom line.


I can make finger spaces.	
I can start with a capital letter.	
I can use punctuation.	
I can use the word wall.	
I can write neatly.	

Name: \_\_\_\_\_



Handwriting practice lines consisting of multiple sets of three horizontal lines: a solid top line, a dashed middle line, and a solid bottom line.

Title: \_\_\_\_\_



PREVIEW

I can make  
finger spaces.



I can start with  
a capital letter.



I can use  
punctuation.



I can use the  
word wall.



I can write  
neatly.



HOW TO MAKE

Apple Pie




BY: \_\_\_\_\_




HOW TO MAKE

Apple Pie



BY: \_\_\_\_\_



First,

PREVIEW

First,

# Colorful WRITING



I can make finger spaces.



I can start with a capital letter.



I can use punctuation.







I can use the word wall.








I can write neatly.

# WRITING Checklist

	I can make finger spaces.
	I can start with a capital letter.
	I can use punctuation.
	I can use the word wall.
	I can write neatly.






© All Students Can SHINE

# WRITING Checklist

	I can make finger spaces.
	I can start with a capital letter.
	I can use punctuation.
	I can use the word wall.
	I can write neatly.






© All Students Can SHINE

# WRITING Checklist

	I can make finger spaces.
	I can start with a capital letter.
	I can use punctuation.
	I can use the word wall.
	I can write neatly.

© All Students Can SHINE

# WRITING Checklist

	I can make finger spaces.
	I can start with a capital letter.
	I can use punctuation.
	I can use the word wall.
	I can write neatly.

© All Students Can SHINE

# WRITING PROMPTS

The following pages are to be used as writing prompts for your students. You can print, laminate, and cut the smaller cards. Punch a hole in the top corner, and place them on a ring for easy access. These cards can be placed in your writing center or in your “early finisher” basket.

The full-page prompts are to be displayed on your Smart Board. Project the prompt for the class, and have your students work on the same prompt.



What do you know about owls?



What are your favorite things to do in the Fall?



Write about five things that you are thankful for.



Write a story about how you make pumpkin pie. Start at the patch!



PREVIEW

What are your favorite things to do  
in the Fall?

# WEEKLY NEWSLETTER

Grab a cup of coffee and take a few minutes with **our weekly newsletter** created just for teachers like you.

**SIGN ME UP**



## ABOUT ALL STUDENTS CAN SHINE

All Students Can Shine is part of the Lucky Little Learners family of elementary education resource design companies created by teachers, for teachers. We provide the highest quality instructional and supplemental resources to empower a better everyday life for K-2nd grade teachers.



**BETTER TOGETHER**

All Students Can Shine and Lucky Little Learners have joined forces to better serve K-2 teachers.