


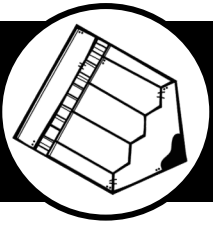
Hey there!

Dear teacher,

Are you always scrambling to find writing templates that have the perfect amount of lines, a space for a picture, and a rubric that your administration will love? This resource is completely EDITABLE and gives you the power to CHOOSE writing templates for YOUR students.


Are you ready to get started? Let's take a look at how this PDF file works!





First...

First, you will need to decide if you want writing templates WITH or WITHOUT a rubric.



Rubric or no rubric?

Templates with rubrics

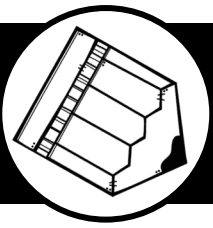
Templates with no rubrics

Name: _____ Date: _____

Name: _____ Date: _____


© All Students Can SHINE


The complex block contains a diagram comparing two writing template options. At the top left is a circular icon of a pencil sharpener. To its right is the title 'Rubric or no rubric?'. Below the title are two vertical black arrows pointing to the right. The top arrow is labeled 'Templates with rubrics' and points to a writing template that includes a large rectangular box for drawing at the top, followed by several horizontal lines for writing, and a row of five smiley face icons at the bottom. The bottom arrow is labeled 'Templates with no rubrics' and points to a similar writing template, but it lacks the smiley face icons at the bottom. Both templates have 'Name:' and 'Date:' labels at the top.




Next...


If you choose WITHOUT a rubric, you will then choose between tall or wide templates.


 Choose your template:


Tall templates 

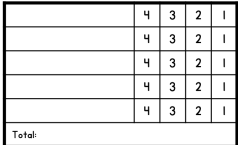
Wide templates 

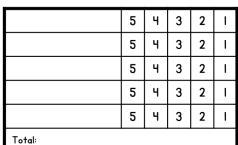
If you choose WITH a rubric, you will then choose one of four rubrics.

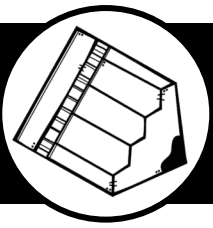
 Choose your rubric:


















Then...

You will need to type your writing expectations in the text fields for your chosen rubric.


You will also get to choose your page orientation AND the type of lines that your students will write on.






 Fill in your rubric:


| | | | | |
|--|---|---|---|---|
|  |  |  |  |  |
|--|---|---|---|---|

 Choose your template:


| | | |
|---|---|---|
| Tall & primary lines <hr/> <hr/> <hr/> | Tall & secondary lines <hr/> <hr/> <hr/> | Wide & primary lines <hr/> <hr/> <hr/> |
| | | Wide & secondary lines <hr/> <hr/> <hr/> |

 Fill in your rubric:


| | |
|--|---|
| |  |
| |  |
| |  |
| |  |
| |  |

 Choose your template:


| | | |
|---|---|---|
| Tall & primary lines <hr/> <hr/> <hr/> | Tall & secondary lines <hr/> <hr/> <hr/> | Wide & primary lines <hr/> <hr/> <hr/> |
| | | Wide & secondary lines <hr/> <hr/> <hr/> |

 Fill in your rubric:


| | | | | |
|--------|---|---|---|---|
| | 4 | 3 | 2 | 1 |
| | 4 | 3 | 2 | 1 |
| | 4 | 3 | 2 | 1 |
| | 4 | 3 | 2 | 1 |
| | 4 | 3 | 2 | 1 |
| Total: | | | | |

 Choose your template:

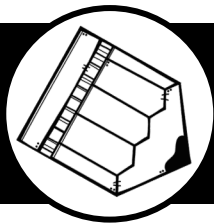
| | | |
|---|---|---|
| Tall & primary lines <hr/> <hr/> <hr/> | Tall & secondary lines <hr/> <hr/> <hr/> | Wide & primary lines <hr/> <hr/> <hr/> |
| | | Wide & secondary lines <hr/> <hr/> <hr/> |

 Fill in your rubric:

| | | | | | |
|--------|---|---|---|---|---|
| | 5 | 4 | 3 | 2 | 1 |
| | 5 | 4 | 3 | 2 | 1 |
| | 5 | 4 | 3 | 2 | 1 |
| | 5 | 4 | 3 | 2 | 1 |
| | 5 | 4 | 3 | 2 | 1 |
| Total: | | | | | |

 Choose your template:

| | | |
|---|---|---|
| Tall & primary lines <hr/> <hr/> <hr/> | Tall & secondary lines <hr/> <hr/> <hr/> | Wide & primary lines <hr/> <hr/> <hr/> |
| | | Wide & secondary lines <hr/> <hr/> <hr/> |



Finally...

Your final task is to type in your title.

Name:

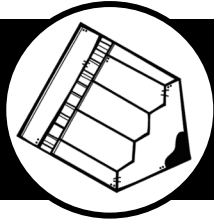
Date:

Light blue rectangular box for title entry.

Large empty rectangular box for writing the main content.

Four sets of primary writing lines (top solid, middle dashed, bottom solid).





Voila!

That's it. You're done! All you need to do now is print your new writing template and watch your students SHINE through their writing!

Name:

Date:

My Day At The Park

Large empty rectangular box for writing the story.

Four sets of primary writing lines, each consisting of a solid top line, a dashed middle line, and a solid bottom line.

I can make finger spaces.



I can start with a capital letter.



I can use punctuation.

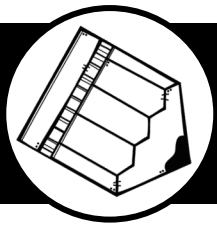


I can use the word wall.



I can write neatly.





So much choice!

For each rubric, you get 16 templates to choose from. With 4 rubric choices, and one “no rubric” choice, that makes 80 writing templates in all!

Take a look at what you get for just ONE rubric:

Name: _____ Date: _____

Five smiley face icons at the bottom.

Name: _____ Date: _____

Five smiley face icons at the bottom.

Name: _____ Date: _____

Five smiley face icons at the bottom.

Name: _____ Date: _____

Five smiley face icons at the bottom.

Name: _____ Date: _____

Five smiley face icons at the bottom.

Name: _____ Date: _____

Five smiley face icons at the bottom.

Name: _____ Date: _____

Five smiley face icons at the bottom.

Name: _____ Date: _____

Five smiley face icons at the bottom.

Name: _____ Date: _____

Five smiley face icons at the bottom.

Name: _____ Date: _____

Five smiley face icons at the bottom.

Name: _____ Date: _____

Five smiley face icons at the bottom.

Name: _____ Date: _____

Five smiley face icons at the bottom.

Name: _____ Date: _____

Five smiley face icons at the bottom.

Name: _____ Date: _____

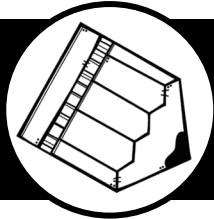
Five smiley face icons at the bottom.

Name: _____ Date: _____

Five smiley face icons at the bottom.


Name: _____ Date: _____

Five smiley face icons at the bottom.








Let's try it!

Do you want to give it a try before you buy? The following page in this file is a sample that you can try. Fill in the blue fields, and choose a page orientation. When you get your chosen template type in your title and you're done!



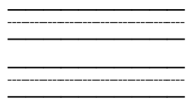
Fill in your rubric:

| | |
|--|--|
| |  |
| |  |
| |  |
| |  |
| |  |




Choose your template:


Tall & primary lines




Tall & secondary lines

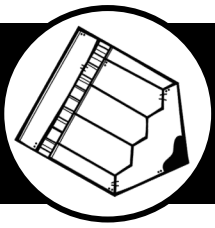


Wide & primary lines







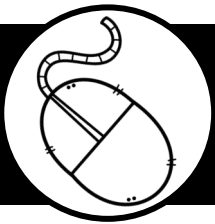
Wide & secondary lines






Fill in your rubric:

| | |
|--|---|
| |  |
| |  |
| |  |
| |  |
| |  |



Choose your template:



Tall




Wide

Name:

Date:

Handwriting practice lines consisting of three sets of solid top and bottom lines with a dashed midline.

Handwriting practice lines consisting of three sets of solid top and bottom lines with a dashed midline.

| | |
|--|---|
| |  |
| |  |
| |  |
| |  |
| |  |






Name:

Date:

| |
|--|
| |
|--|

| |
|--|
| |
|--|

| |
|--|
| |
| |
| |
| |
| |
| |

| | |
|--|---|
| |  |
| |  |
| |  |
| |  |
| |  |

WEEKLY NEWSLETTER

Grab a cup of coffee and take a few minutes with **our weekly newsletter** created just for teachers like you.

SIGN ME UP



ABOUT ALL STUDENTS CAN SHINE

All Students Can Shine is part of the Lucky Little Learners family of elementary education resource design companies created by teachers, for teachers. We provide the highest quality instructional and supplemental resources to empower a better everyday life for K-2nd grade teachers.



BETTER TOGETHER

All Students Can Shine and Lucky Little Learners have joined forces to better serve K-2 teachers.