

POLAR

Palooza!

5 Literacy
&
5 Math
Centers



CONTENTS


This pack includes 5 math centers and 5 literacy centers. Each center game comes with an instructions page and a recording sheet. Each center needs to be printed, cut, and laminated.

Math Centers:

Sentences Order
ABC Order
Digraphs
Long Vowels Sounds
Reading Comprehension Books

Literacy Centers:


Skip Counting
Number Order (-100)
Addition - True or False
Subtraction - Numbers Lines
100 Chart - Before & After, +5/-5



Sentence Order

Teacher prep: Print, laminate and cut the cards. This activity can be done on a desk or with a pocket chart.

Student Directions: Take the cards with matching pictures. Place the cards in order to make a sentence. Write your sentences on the recording sheet.




The activity includes several cards with polar bears and words: "polar bears", "like to hunt", and "for seals." A recording sheet titled "Sentence Order" has a drawing of a polar bear and a pencil. The example sentence "Polar bears like to hunt for seals." is written in red. Below the drawing is a prompt: "Choose an Arctic animal and write a sentence about it."

ABC Order

Teacher prep: Print, laminate and cut the cards. Place the cards in 2 bags, to make 2 games.

Student Directions: Choose a bag of cards. Place the word cards in alphabetical order. Write the words on your recording sheet.



The activity includes cards with a walrus, an orca, and a seal, along with the words "can", "dot", and "fin". A recording sheet titled "ABC Order" has a drawing of a walrus and a pencil. It features a table for writing words in alphabetical order:

ABC ORDER	
Place the word cards in alphabetical order. Write the words on this sheet.	
1	can
2	
3	
4	
5	
6	

Below the table is an alphabetical key: abcdefghijklmnopqrstuvwxyz. A prompt at the bottom says: "Choose 2 words above and write one sentence with them."

SNOWY sounds Long VOWELS

Teacher prep: Print, laminate and cut the cards.

Student Directions: Sort the picture cards by digraph sounds. Write your words on the recording sheet.



© All Students Can SHINE

Teacher prep: Print, laminate and cut the cards.

Student Directions: Choose a picture card and say the word. Place the card on the correct mat, according to its long vowel sound. Write your word on the recording sheet.



© All Students Can SHINE

SKIP COUNTING

Teacher prep: Print, laminate and cut the cards. Place each set of cards in a different bag. You can choose which set you want your students to work on.




Student Directions: Choose a bag of cards. Skip count to place the cards in order. Write your numbers on the recording sheet.



NUMBER ORDER

Teacher prep: Print, laminate and cut the cards.

Student Directions: Choose a card. Use the 100 chart to put the numbers in order. Write your answers on the recording sheet. Choose another card and start over.



TRUE OR FALSE Addition

Teacher prep: Print, laminate and cut the cards. The first page has equations up to 10. The second page has equations up to 20. You can make 2 games by placing them in 2 bags.

Student Directions: Choose a card. Check the equation to see if it is true or false. Place it on the correct mat. Write your answers on the recording sheet.

The image shows materials for a 'True or False' addition game. On the left, there are two cards with orca illustrations. One card says 'TRUE' and shows the equation $7+2=9$. The other card says 'FALSE' and shows the equation $5+4=8$. In the center is a recording sheet titled 'TRUE OR FALSE?'. It has two columns: 'True' and 'False'. The 'True' column has the equation $7+2=9$ written in red, followed by five blank equations: $+ =$, $+ =$, $+ =$, $+ =$, and $+ =$. The 'False' column has five blank equations: $+ =$, $+ =$, $+ =$, $+ =$, and $+ =$. A yellow pencil is shown pointing to the recording sheet. At the bottom of the sheet are two orca illustrations.

NUMBER LINE HOP

Teacher prep: Print, laminate and cut the cards. The first page has equations up to 10. The second page has equations up to 20. You can make 2 games by placing them in 2 bags.

Student Directions: Choose a card. Make the arctic hare hop on the number line to solve the equation. Write the equation, with your answer, on the recording sheet.

The image shows materials for a 'Number Line Hop' game. On the left, there is a card with an arctic hare illustration and the equation $6-3$. Below the card is a number line from 0 to 10. An arrow points from the hare to the number 3 on the number line, and a small 'm' is written below the number 3. On the right is a recording sheet titled 'HOPPIN' ON A LINE'. It has instructions: 'Choose a card. Make the arctic hare hop on the number line to solve the equation. Write the equation, with the answer, on your recording sheet.' Below the instructions are five rows of equations: $6-3=3$, followed by four blank equations: $- =$, $- =$, $- =$, and $- =$. A yellow pencil is shown pointing to the recording sheet. At the bottom of the sheet is a number line from 0 to 10.

100 Chart

Teacher prep: Print, laminate and cut the cards. Different worksheets are provided, to differentiation easy for you.

Student Directions: Use a paper clip to spin both spinners. Add the numbers together and find your answer on the 100 chart. Use your owl eyes to look for the numbers that come before and after. Write them on your recording sheet.

ones

tens

100 Chart BEFORE & AFTER

Spin both spinners. Add the numbers and find your answer on the 100 chart. Write the number in the circle and fill the boxes.

-5	20	25	30	+5	-5		+5
-5				+5	-5		+5
-5				+5	-5		+5
-5				+5	-5		+5

© All Students Can SHINE

The walrus snorting sounds. they work together. bears like for

Long vowels

Choose a picture card. Say the word. Place the card on the correct mat. Write your words on the recording sheet.

Long a Long e

Long i

Long o Long u

Sentence Order

Put the sentences in order. Write them on this sheet.

Snowy Polar Bears!

Polar bears are big. They like to live in the snow. They eat fish. Polar bears like to play.

Name: _____

Penguins!

Penguins are black and white. They live in the cold. They do not fly. They eat fish. Penguins live in the _____.

Name: _____

Literacy Centers

ch sh th wh

SNOWY SOUNDS

Help the bears find their snowballs by sorting the pictures according to digraph sounds. Write your words on this sheet.

ch sh th ph wh

ABC ORDER

Place the word cards in alphabetical order. Write the words on this sheet.

1	7
2	8
3	9
4	10
5	11
6	12

abcdefghijklmnopqrstuvwxyz

Choose 2 words above and write one sentence with them.

can	gulp	fast
hen	help	jump
mud	list	pink
sit	mend	task
tub	ramp	send
win	send	task

Math Centers

Plenty of Penguins

Skip count to place the number cards in order.
Write the numbers on the penguins.

tens

ones

100 Chart Before & After

Spin both spinners. Add the numbers and find your answer on the 100 chart. Write the number in the circle and write the numbers that come before and after in the boxes.

100 Chart

1	2	3	4	5	6	7	8	9	10
11	12	13	14	15	16	17	18	19	20
21	22	23	24	25	26	27	28	29	30
31	32	33	34	35	36	37	38	39	40
41	42	43	44	45	46	47	48	49	50
51	52	53	54	55	56	57	58	59	60
61	62	63	64	65	66	67	68	69	70
71	72	73	74	75	76	77	78	79	80
81	82	83	84	85	86	87	88	89	90
91	92	93	94	95	96	97	98	99	100

Number Order

Choose a card. Write the card number in the circle. Use the 100 chart to write the numbers in order.

TRUE OR FALSE?

Choose a card. Check the equation to decide if it is true or false. Place the card on the correct recording mat and write your equations on this page.

True

False

+ =	+ =
+ =	+ =
+ =	+ =
+ =	+ =
+ =	+ =
+ =	+ =

7+2=9 3+5=8

4+6=9 3+7=10

5+4=9

5+8=13

8+3=15 7+5=12

6+8=14 3+7=11

100 Chart Before & After

Spin both spinners. Add the numbers and find your answer on the 100 chart. Write the number in the circle and write the numbers that come before and after in the boxes.

○	○
-5 ○ +5	-5 ○ +5
-5 ○ +5	-5 ○ +5
-5 ○ +5	-5 ○ +5

HOPPIN' ON A LINE

Choose a card. Make the arctic hare hop on the number line to solve the equation. Write the equation, with the answer, on your recording sheet.

+ =	+	=	+ =	=
+ =	+	=	+ =	=
+ =	+	=	+ =	=
+ =	+	=	+ =	=
+ =	+	=	+ =	=
+ =	+	=	+ =	=

17-4 13-9

5-5

WEEKLY NEWSLETTER

Grab a cup of coffee and take a few minutes with **our weekly newsletter** created just for teachers like you.

SIGN ME UP



ABOUT ALL STUDENTS CAN SHINE

All Students Can Shine is part of the Lucky Little Learners family of elementary education resource design companies created by teachers, for teachers. We provide the highest quality instructional and supplemental resources to empower a better everyday life for K-2nd grade teachers.



BETTER TOGETHER

All Students Can Shine and Lucky Little Learners have joined forces to better serve K-2 teachers.